

**Edifier x1lite**

# Edifier X1 Lite True Wireless Earbuds User Manual

Model: x1lite

## 1. INTRODUCTION

The Edifier X1 Lite True Wireless Earbuds are designed to provide a high-quality audio experience with advanced features for daily use. These earbuds feature  $\Phi 13\text{mm}$  dynamic drivers for rich sound, Bluetooth 5.4 for stable connectivity, and AI voice pick-up technology for clear calls. With a lightweight design and IP54 sweat resistance, they are suitable for various activities.



Figure 1.1: Edifier X1 Lite True Wireless Earbuds and Charging Case. The earbuds are shown nestled in their compact pink charging case, ready for use or storage.

#### Key Features:

- **Powerful Sound Quality:** Equipped with  $\Phi 13\text{mm}$  dynamic drivers for deep bass and clear audio.
- **Clear Calls:** AI algorithm voice pick-up technology reduces background noise for enhanced call clarity.

- **Extended Playtime:** Up to 26 hours of total playtime (7 hours per charge + 19 hours from charging case).
- **Fast Charging:** 15-minute charge provides 1.5 hours of playback.
- **Bluetooth 5.4:** Ensures stable and efficient wireless connection.
- **Low Latency:** 60ms low-latency design for optimized gaming and video streaming.
- **Durable Design:** IP54 certified for sweat and dust resistance, ideal for active lifestyles.
- **Lightweight:** Each earbud weighs approximately 4g for comfortable wear.
- **Customizable Experience:** Personalize settings via the EDIFIER ConneX app.

## More Sound Possibilities

13mm dynamic driver delivers wide soundstage, excellent bass, and detailed highs and mids.



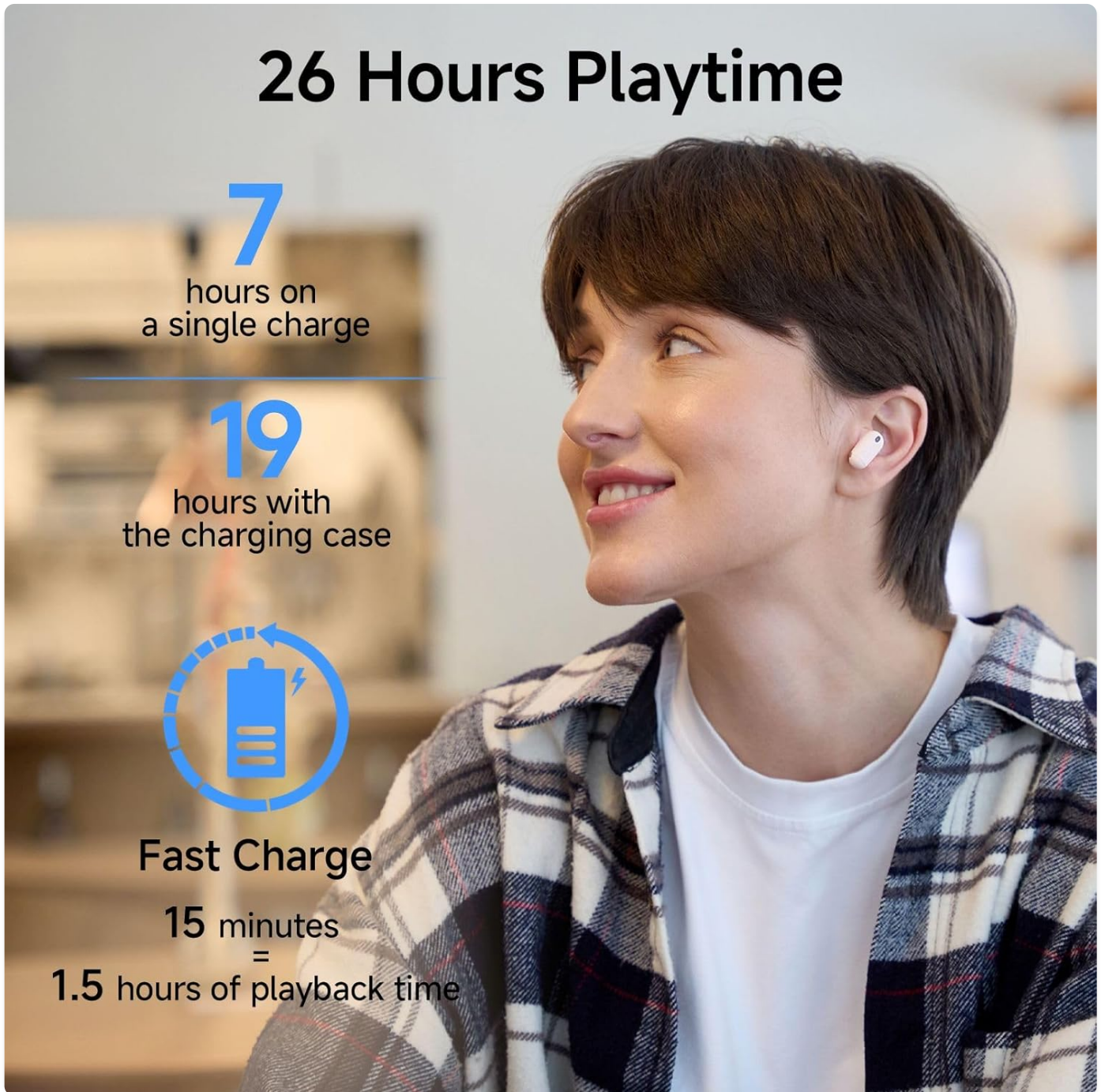
Figure 1.2: Internal Structure of the Earbud. This diagram illustrates the  $\Phi 13\text{mm}$  dynamic driver, responsible for delivering wide soundstage, excellent bass, and detailed highs and mids.

## 2. SETUP

### 2.1 Initial Charging

Before first use, fully charge the earbuds and the charging case.

1. Place both earbuds into the charging case.
2. Connect the charging case to a power source using a USB-C cable (not included).
3. The indicator light on the charging case will show charging status. A full charge typically takes approximately 1.5 hours for the case and earbuds.




# 26 Hours Playtime

**7**  
hours on  
a single charge

---

**19**  
hours with  
the charging case



**Fast Charge**  
**15 minutes**  
=  
**1.5 hours of playback time**

Figure 2.1: Battery Life and Fast Charging. The image highlights the 7 hours of playtime on a single charge, 19 additional hours with the charging case, and the fast charge feature providing 1.5 hours of playback from a 15-minute charge.

## 2.2 Bluetooth Pairing

To connect your Edifier X1 Lite earbuds to a device:

1. Ensure the earbuds are in the charging case and the case lid is open.
2. On your device (smartphone, tablet, computer), enable Bluetooth.
3. Search for "EDIFIER X1 Lite" in the list of available Bluetooth devices.
4. Select "EDIFIER X1 Lite" to pair. Once connected, you will hear a confirmation tone.
5. For subsequent uses, the earbuds will automatically connect to the last paired device when taken out of the case.



# Bluetooth 5.4

Bluetooth 5.4 technology offers faster speeds, low power consumption, and a stable connection.



Figure 2.2: Bluetooth 5.4 Connectivity. This image demonstrates the earbuds' seamless connection to multiple devices, showcasing the stable and low-power consumption benefits of Bluetooth 5.4 technology.

## 2.3 EDIFIER ConneX App

Enhance your listening experience by downloading the EDIFIER ConneX app from your device's app store. The app allows for:

- Customizing touch controls.
- Adjusting EQ settings.
- Checking battery status.
- Firmware updates.

## 3. OPERATING INSTRUCTIONS

---

### 3.1 Touch Controls

The Edifier X1 Lite earbuds feature intuitive touch controls. The default functions are:

Action	Function (Left/Right Earbud)
Double Tap	Play/Pause, Answer/End Call
Triple Tap (Right)	Next Track
Triple Tap (Left)	Previous Track
Long Press (2s)	Reject Call
Quadruple Tap	Game Mode On/Off (Low Latency)

*Note: Touch controls can be customized via the EDIFIER ConneX app.*

### 3.2 Call Management

The earbuds utilize AI voice pick-up technology for clear communication during calls.

- **Answering/Ending Calls:** Double tap either earbud.
- **Rejecting Calls:** Long press either earbud for 2 seconds.

# Enjoy Clear Calls

AI algorithm captures voice and reduces background noise for clear calls.



Figure 3.1: Clear Call Experience. This image shows a user engaged in a call, emphasizing the AI algorithm's ability to capture voice and reduce background noise for superior call clarity.

## 3.3 Low Latency Mode (Game Mode)

Activate the 60ms low-latency mode for an optimized gaming and video streaming experience.

- **Activation:** Quadruple tap either earbud.
- **Deactivation:** Quadruple tap either earbud again.

# 0.06s Ultra-Low Latency

0.06s low latency ensures smooth, uninterrupted gaming and video playback.

# 0.06s



Figure 3.2: Ultra-Low Latency for Gaming. The image depicts the earbuds' 0.06s low latency feature, ensuring smooth and uninterrupted gaming and video playback.

## 4. MAINTENANCE

---

### 4.1 Cleaning

To ensure optimal performance and hygiene, regularly clean your earbuds and charging case.

- Use a soft, dry, lint-free cloth to wipe the earbuds and charging case.
- For stubborn dirt, slightly dampen the cloth with water or a mild, non-abrasive cleaner.
- Do not use harsh chemicals, alcohol, or abrasive materials.
- Ensure the charging contacts on both the earbuds and the case are clean and dry.

### 4.2 Storage

When not in use, store the earbuds in their charging case to protect them and keep them charged. Store in a cool, dry place away from direct sunlight and extreme temperatures.



4.3 IP54 Sweat Resistance

The Edifier X1 Lite earbuds are IP54 certified, meaning they are protected against dust ingress and splashing water from any direction.

- This rating makes them suitable for workouts and light rain.
- *Do not* submerge the earbuds in water or expose them to strong jets of water.
- Ensure the earbuds are dry before placing them back into the charging case to prevent damage.

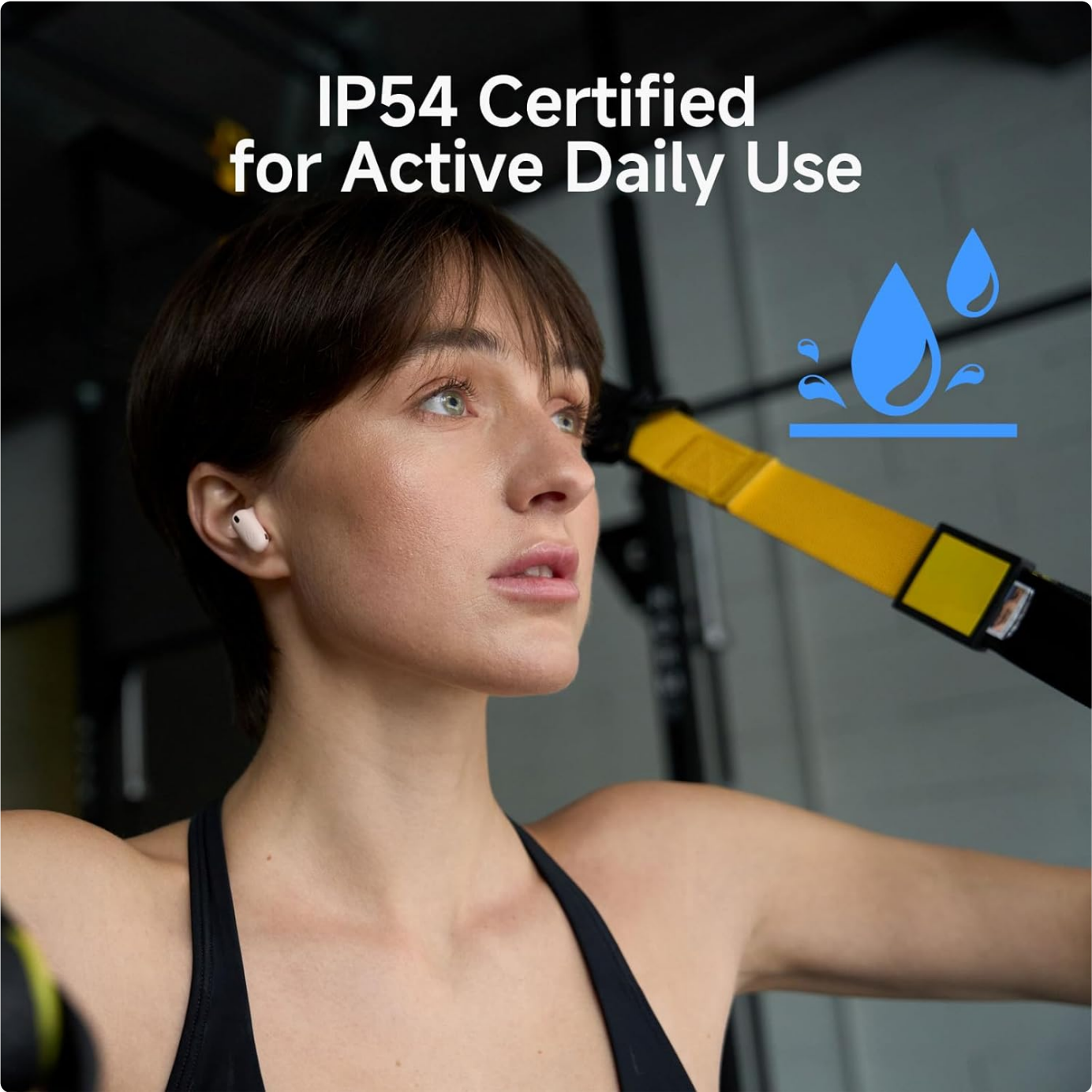


Figure 4.1: IP54 Certification. This image shows the earbuds being used during physical activity, emphasizing their sweat and dust resistance for active daily use.

5. TROUBLESHOOTING

If you encounter issues with your Edifier X1 Lite earbuds, please refer to the following common solutions:

Problem	Possible Solution
---------	-------------------

Problem	Possible Solution
Earbuds not pairing	<ul style="list-style-type: none"><li>• Ensure earbuds are charged.</li><li>• Turn off and on Bluetooth on your device.</li><li>• Place earbuds back in the case, close the lid, wait a few seconds, then open to re-enter pairing mode.</li><li>• Try pairing with another device to rule out device-specific issues.</li></ul>
No sound from one earbud	<ul style="list-style-type: none"><li>• Ensure both earbuds are properly charged.</li><li>• Clean the charging contacts on both the earbud and the case.</li><li>• Try resetting the earbuds (refer to the full user manual for specific reset instructions, usually involves holding a button on the case).</li></ul>
Charging case not charging	<ul style="list-style-type: none"><li>• Check the USB-C cable and power adapter.</li><li>• Ensure the charging port on the case is clean and free of debris.</li><li>• Try a different charging cable or power source.</li></ul>
Poor call quality	<ul style="list-style-type: none"><li>• Ensure the microphone area on the earbuds is not obstructed.</li><li>• Move to a quieter environment if possible.</li><li>• Ensure the earbuds are fully charged.</li></ul>

For more detailed troubleshooting or specific reset procedures, please refer to the complete user manual provided with your product or visit the official Edifier support website.

## 6. SPECIFICATIONS

Feature	Detail
Model Name	x1lite
Connectivity Technology	Wireless (Bluetooth 5.4)
Ear Placement	In Ear
Form Factor	True Wireless
Color	Pink
Item Weight (Earbud)	Approx. 4g per earbud
Total Item Weight	0.09 Kilograms (3.2 ounces)
Playtime (Earbuds)	Up to 7 hours
Total Playtime (with Case)	Up to 26 hours
Fast Charging	15 mins charge for 1.5 hours playback
Low Latency	60ms (Game Mode)

Feature	Detail
Water Resistance	IP54 (Sweat and Dust Resistant)
Included Components	User Manual
UPC	875674008061
Manufacturer	Edifier

## 7. WARRANTY AND SUPPORT

### 7.1 Warranty Information

Warranty details for the Edifier X1 Lite True Wireless Earbuds are typically provided with the product packaging or can be found on the official Edifier website. Please retain your proof of purchase for warranty claims.


### 7.2 Customer Support

For further assistance, technical support, or inquiries regarding your Edifier X1 Lite earbuds, please visit the official Edifier support page or contact their customer service.

**Edifier Official Website:** [www.edifier.com](http://www.edifier.com)



### Related Documents

	<p><a href="#">Edifier Hecate GM5 True Wireless Gaming Earbuds User Manual</a></p> <p>User manual for Edifier Hecate GM5 True Wireless Gaming Earbuds. Learn about setup, charging, Bluetooth pairing, controls, features, FAQs, and maintenance for model EDF700006.</p>
---	---



**Comfo Q**  
H006 (EOP20006)  
Open-ear True Wireless Earbuds

Manual

EN 1. Power ON/OFF



Open or close the case to power on/off

2. First pairing



1. Once powered on, the earbuds will automatically enter Bluetooth pairing mode.  
2. Select "EDIFIER Comfo Q" from your device list to connect.

3. Pairing for new device



1. Place the earbuds in the case and keep it open.  
2. Press and hold the button on the case for 3s until white and orange LED flash.  
Note: For subsequent use, the earbuds will automatically connect to the device used last time.

4. Multipoint connection



1. Pair device A with the earbuds manually and keep the earbuds in the case.  
2. Pair with Bluetooth pairing and select "EDIFIER Comfo Q" in device settings to connect.  
3. Select "EDIFIER Comfo Q" again in device A settings to complete the multipoint connection.  
Note: For subsequent use, the earbuds will automatically reconnect to the use device each last time.

5. Reset/Left & right connection



1. Place the earbuds in the case and keep it open.  
2. Press the button on the case 3 times, white LED will blink until the reset is complete.  
Note: This operation will clear pairing records, reconnect left & right earbuds and restore factory settings.

6. Charging



Input: 5V=200mA (Earbuds) 5V=1A (Charging case)  
Note: Make sure the USB port is completely dry before charging.

7. Controls



Note:  
1. "X" double tap: "X" triple tap:  
2. Download EDIFIER Control App to customize more control settings.

## [Edifier Comfo Q True Wireless Earbuds User Manual | Pairing, Controls, Reset](#)

Comprehensive user manual for the Edifier Comfo Q open-ear true wireless earbuds. Learn how to pair, connect to multiple devices, reset, charge, and customize controls.





**X1 Lite**  
Model: EDP00110  
True Wireless Earbuds

Manual

#### EN 1. Power ON/OFF



Take out or place in both earbuds to power on/off.

#### 2. First pairing



- Once powered on, the earbuds will auto-enter Bluetooth pairing mode.
- Select "EDIFIER X1 Lite" from your device list to connect.

#### 3. Pairing for new device



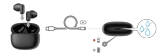
- Disconnected from device A, the earbuds will auto-enter Bluetooth pairing mode.
- Select "EDIFIER X1 Lite" from new device list to connect. Note: For subsequent use, the earbuds will automatically connect to the device used last time.

#### 4. Reset



- Take the earbuds out of the case.
- Quickly tap both touch areas 5 times to enter left & right connection and clear pairing records list, success.

#### 5. Charging



Note: 5V --- 200 mA (Earbuds) 5V --- 1 A (Charging case)  
Note: Make sure the USB port is completely dry before charging.

#### 6. Controls



Images are for illustrative purpose only and may differ from the actual product.

**EN 10031-2**  
Built-in microphones for hands-free smartphone calls.

## [Edifier X1 Lite True Wireless Earbuds User Manual](#)

A comprehensive user manual for the Edifier X1 Lite True Wireless Earbuds, covering power on/off, pairing, reset, charging, and controls.

EDIFIER | ximal

X6

True Wireless Stereo Earbuds

Please refer to the user manual for more information.

### [Edifier X6 True Wireless Stereo Earbuds - User Manual and Guide](#)

Comprehensive user manual for Edifier X6 True Wireless Stereo Earbuds, covering power on/off, Bluetooth and TWS pairing, device connection, functional operations, technical specifications, and compliance information.