

## WUNIAK Bass BD1

# WUNIAK Silicone Protective Case for Baseus Bass BD1 True Wireless Earphones

**Model:** Bass BD1 Case

**Brand:** WUNIAK

## 1. INTRODUCTION

This manual provides instructions for the WUNIAK Soft Silicone Protective Case, specifically designed for the Baseus Bass BD1 True Wireless Noise Cancelling Earphones. This case offers comprehensive protection against scratches, bumps, and drops, while maintaining full functionality of your earphones.

## 2. PACKAGE CONTENTS

Please verify that all items listed below are included in your package:

- 1 x Silicone Case (Red)
- 1 x Keychain/Carabiner
- 1 x Cleaning Pen
- 1 x Lanyard

# PACKAGE INCLUDE



- Case x 1



- Keychain x 1



- Lanyard x 1



- Cleaning pen x 1

Figure 2.1: Included accessories in the package.

## 3. FEATURES

The WUNIAK Silicone Protective Case is engineered with several features to enhance the protection and portability of your Baseus Bass BD1 earphones:

- **Compatibility:** Specifically designed for Baseus Bass BD1 True Wireless Noise Cancelling Earphones.
- **High-Quality Material:** Constructed from soft, durable, and elastic silicone material, providing complete protection.

- **All-Round Protection:** Offers defense against scratches, bumps, shocks, and slips. The surface is treated with a special oil spray for anti-fingerprint and dustproof properties.
- **Durable Carabiner:** Includes a metal carabiner clip for easy attachment to backpacks, keychains, or belts, preventing loss.
- **Lanyard:** Provides an additional carrying option for secure portability.
- **Cleaning Pen:** A multi-functional tool for maintaining the cleanliness of your earphones and case.

# DOUBLE PROTECTION RELIABLE QUALITY

Ability to pass multiple bending tests



Figure 3.1: Double protection and reliable quality.



# ALL-ROUND PROTECTION

Keep your Buds safe from accidental drops



Anti-fall



anti-fouling



anti-splashing



Figure 3.2: All-round protection against drops and elements.



# THE FLEXIBLE SILICONE

Protect against  
scratches on the go



anti-scratch



anti-slip



shockproof



Figure 3.3: Flexible silicone properties for enhanced durability.

## 4. SETUP AND INSTALLATION

Follow these steps to install your Baseus Bass BD1 earphones into the WUNIAK protective case:

1. Ensure your Baseus Bass BD1 earphone charging case is clean and free of dust.
2. Carefully insert the earphone charging case into the silicone protective case, ensuring a snug fit.
3. The case features a highly sticky double-sided adhesive design to secure the earphone case and prevent accidental loss. Ensure proper alignment during installation.

4. Attach the carabiner or lanyard to the designated loop on the silicone case for convenient carrying options.



Figure 4.1: Earphone case installed in the silicone cover with accessories.

## 5. OPERATING INSTRUCTIONS

The WUNIAK protective case is designed for ease of use and portability:

- **Charging:** The precisely cut-out charging port allows for direct cable charging without needing to remove the silicone case.
- **Portability:** Utilize the included carabiner to clip your earphones to a backpack, belt loop, or keychain. The lanyard offers another secure way to carry your earphones.

# RECHARGE CONVENIENTLY

The precisely cutout charging port ensures easy recharging without ever having to remove your Buds case



Figure 5.1: Recharging with the case on.



# TAKE ANYWHERE

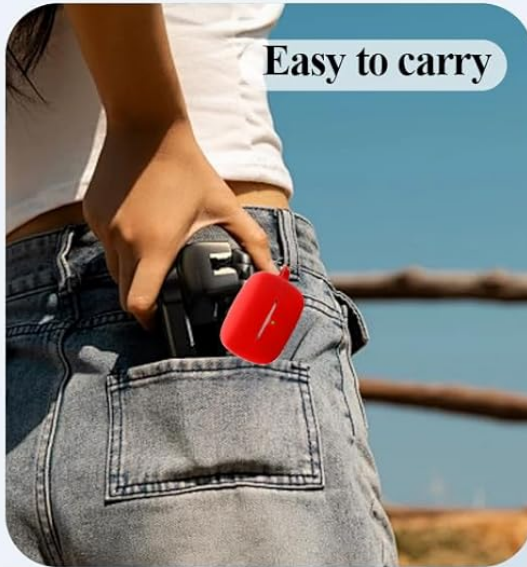


Figure 5.2: Various methods for carrying the case.

## 6. MAINTENANCE

To ensure the longevity and cleanliness of your WUNIAK protective case and Baseus Bass BD1 earphones:

- **Cleaning the Case:** The silicone case is washable. Use a damp cloth or mild soap and water to clean the surface. Its anti-greasy and anti-fingerprint properties make it easy to maintain.
- **Using the Cleaning Pen:** The included cleaning pen can be used to gently clean crevices and surfaces of your earphones and the case, removing dust and debris.



# EASY TO CLEAN

Washable  
Anti-greasy Anti-fingerprint



Figure 6.1: Easy cleaning of the silicone case.

## 7. TROUBLESHOOTING

If you encounter any issues with your WUNIAK protective case, please refer to the following:

- **Case does not fit:** Ensure that your earphones are specifically the Baseus Bass BD1 model. This case is not compatible with other earphone models.
- **Adhesive not holding:** Re-align the earphone case within the silicone cover, pressing firmly to ensure the double-sided adhesive makes full contact.

- **Charging port obstructed:** Verify that the earphone case is correctly seated within the silicone cover, aligning with the cut-out for the charging port.






## 8. SPECIFICATIONS

Feature	Detail
Model Compatibility	Baseus Bass BD1 True Wireless Noise Cancelling Earphones
Material	Soft Silicone
Color	Red
Special Features	Heavy Duty Protection, Slim Fit, Anti-Scratch, Anti-Slip, Shockproof, Anti-Fingerprint, Dustproof
Form Factor	Case
Item Weight	3.52 ounces
Package Dimensions	0.1 x 0.1 x 0.1 inches

## 9. WARRANTY AND SUPPORT

WUNIAK stands behind the quality of its products. If you encounter any quality-related issues with your silicone protective case, please contact us without hesitation. We offer a replacement for all quality-related concerns.

For further assistance or inquiries, please refer to the seller information on your purchase platform.

 <p>The image shows the cover of a 'baseus QUICK START GUIDE' for Model A02037. It features a large 'b' logo and an illustration of a pair of headphones. A small text box at the bottom says 'For FAQs and more information, please visit: https://www.baseus.com/en/support-center'.</p>	<p><a href="#">Baseus Wireless Headphones Quick Start Guide - Model A02037</a></p> <p>Comprehensive quick start guide for Baseus Wireless Headphones (Model A02037, also known as Baseus Bass BH1 NC). Covers setup, pairing, controls, app integration, wired mode, charging, specifications, and support.</p>
 <p>The image shows the cover of the '1. WARRANTY' section of the user manual for Baseus Bass BD1. It contains a list of warranty terms and conditions in two columns, with small icons next to some items.</p>	<p><a href="#">Baseus Bass BD1 Bean-Shaped Bluetooth Earbuds User Manual</a></p> <p>Comprehensive user manual for the Baseus Bass BD1 Bean-Shaped Bluetooth Earbuds, covering warranty, powering on/off, pairing, multipoint pairing, touch controls, app control, factory reset, and specifications.</p>
 <p>The image shows the cover of the 'QCY-T13 True Wireless Earbuds' user manual. It features the QCY logo, the model name, and an illustration of the earbuds. A QR code is visible at the bottom.</p>	<p><a href="#">QCY-T13 True Wireless Earbuds User Manual</a></p> <p>Comprehensive user manual for the QCY-T13 True Wireless Earbuds, covering overview, wearing instructions, pairing, LED light guide, charging, powering on/off, button controls, factory resetting, customer service, and important tips and warnings.</p>
 <p>The image shows the cover of the 'baseus QUICK START GUIDE' for Baseus Bass BD1. It features the 'b' logo and an illustration of the earbuds in their charging case. A small text box at the bottom says 'For FAQs and more information, please visit: https://www.baseus.com/en/support-center'.</p>	<p><a href="#">Baseus Bass BD1 Quick Start Guide - Wireless Earbuds</a></p> <p>Get started with your Baseus Bass BD1 bean-shaped Bluetooth earbuds. This guide covers setup, pairing, controls, charging, battery status, and specifications for a seamless audio experience.</p>
 <p>The image shows the cover of the safety and compliance information document for Baseus Bass BD1. It features the 'baseus' logo and a large warning triangle icon with an exclamation mark.</p>	<p><a href="#">Baseus Bass BD1 Bean-shaped Bluetooth Earbuds Safety and Compliance Information</a></p> <p>This document provides essential safety instructions, hearing protection guidelines, and compliance information for the Baseus Bass BD1 Bean-shaped Bluetooth Earbuds. It covers safe usage, potential hazards, and regulatory compliance.</p>





### [i25 True Wireless Stereo Earphones User Manual](#)

User manual for the i25 True Wireless Stereo Earphones, detailing features, operation, specifications, and troubleshooting.