



[Manuals.plus](#) /

› [OUEEEDD](#) /

› OUEEEDD Resin Storage Shed 8x8 ft User Manual

OUEEEDD Resin Storage Shed 8x8 ft

OUEEEDD Resin Storage Shed 8x8 ft User Manual

Model: Resin Storage Shed 8x8 ft | Brand: OUEEEDD

INTRODUCTION

This manual provides comprehensive instructions for the assembly, operation, and maintenance of your OUEEEDD Resin Storage Shed 8x8 ft. Designed for versatile outdoor storage, this shed offers ample space for furniture, equipment, tools, and more. Constructed from high-quality, 12mm thick PP material, it boasts superior pressure and impact resistance, ensuring durability against various weather conditions. Its design includes large, high-definition windows for natural light and lockable doors for security. Please read this manual thoroughly before beginning assembly or use to ensure safe and proper installation and long-term performance.



This image displays the fully assembled OUEEEDD Resin Storage Shed, measuring 8x8 ft, situated next to a swimming pool. The double doors are open, revealing a spacious interior capable of storing large items such as paddleboards and a personal watercraft. The shed features a grey exterior with white trim and a sloped roof, blending well with outdoor environments.

SAFETY INFORMATION

Important Safety Precautions:

- Always follow the assembly instructions carefully.
- Use appropriate tools and safety equipment when handling heavy components.
- Keep sharp tools away from children and pets.
- Do not exceed the weight limit of the shed.
- Consult a professional if you are unsure about any aspect of assembly or use.

SETUP AND ASSEMBLY

The OUUEEDD Resin Storage Shed is designed for straightforward assembly. Before starting, ensure you have all components and tools listed in the detailed assembly instructions provided with your product. It is recommended that 2 to 3 people participate in the installation process, which typically takes 8 to 10 hours to complete. For safety, always wear the provided gloves to avoid injury from sharp edges during assembly.

PRODUCT DIMENSIONS




**Multiple
Functions**



**Sturdy
Construction**



**3
Packages**



This diagram illustrates the key dimensions of the OUUEEDD Resin Storage Shed. It highlights the overall width (85.83 inches), depth (99.21 inches), and height (89.17 inches), along with door and roof measurements. The diagram also notes features like multiple functions, sturdy construction, and that the product comes in 3 packages.

Key Assembly Steps:

- Site Preparation:** Choose a level, stable surface for the shed. A concrete slab or a well-compacted gravel base is ideal. Ensure proper drainage.
- Unpacking and Inventory:** Carefully unpack all boxes and verify that all parts are present according to the parts list in your instruction manual.
- Base Assembly:** Assemble the floor frame and panels first, ensuring they are securely connected and level.
- Wall Panel Installation:** Attach the wall panels to the base, following the numerical order specified in the manual. Ensure panels are properly aligned and secured.

5. **Door and Window Installation:** Install the door frames, doors, and windows. Ensure doors operate smoothly and can be locked.
6. **Roof Assembly:** Construct and attach the roof panels. Pay close attention to sealing points to ensure waterproof integrity.
7. **Finishing Touches:** Install any remaining accessories, such as vents and corner protection caps.

PRODUCT DETAILS

More secure protective details
bring you peace of mind storage experience



This image provides a detailed view of several key features of the OUEEEEEDD Resin Storage Shed. It shows the corner protection cap for enhanced durability, a padlock-compatible latch for security, the wood-like texture of the resin panels, and the design of the window for natural light.

OPERATING THE SHED

Your OUEEEEEDD Resin Storage Shed is designed for easy and secure operation. The double doors provide wide access for storing large items, and the integrated lockable mechanism ensures the security of your belongings. The high-definition windows allow natural light to illuminate the interior, reducing the need for artificial lighting during the day.

Usage Guidelines:

- **Opening/Closing Doors:** Use the handles to open and close the double doors. Ensure they latch securely when closed.

- **Locking Mechanism:** The shed features a padlock-compatible latch. For enhanced security, attach a padlock (not included) to the designated area.
- **Ventilation:** The integrated vents help with air circulation, reducing condensation and maintaining a suitable environment inside the shed. Ensure vents are not obstructed.
- **Storage Capacity:** Utilize the spacious interior for organizing tools, garden equipment, pool supplies, or other outdoor items. Consider shelving units or hooks for optimal organization.

STORAGE SHED

The large inner storage space for your outdoor tools

Pool supplies Room

Tools Room

Garage Tools Room

This image demonstrates the versatile storage capabilities of the OUEEEDD Resin Storage Shed. It shows the shed's interior being used as a 'Pool supplies Room' for items like floats and cleaning equipment, a 'Tools Room' for gardening and workshop tools, and a 'Garage Tools Room' for larger equipment, emphasizing its adaptability for different storage requirements.

INTERIOR DISPLAY




Tools



Potted



Timber



Large storage space, you can place plants, tools, weed mowers, furniture, etc.

This image provides an interior view of the OUEEEDD Resin Storage Shed, showcasing its large storage space. It illustrates how various items such as tools, potted plants, and timber can be organized and stored efficiently within the shed, along with larger items like a personal watercraft and paddleboards.

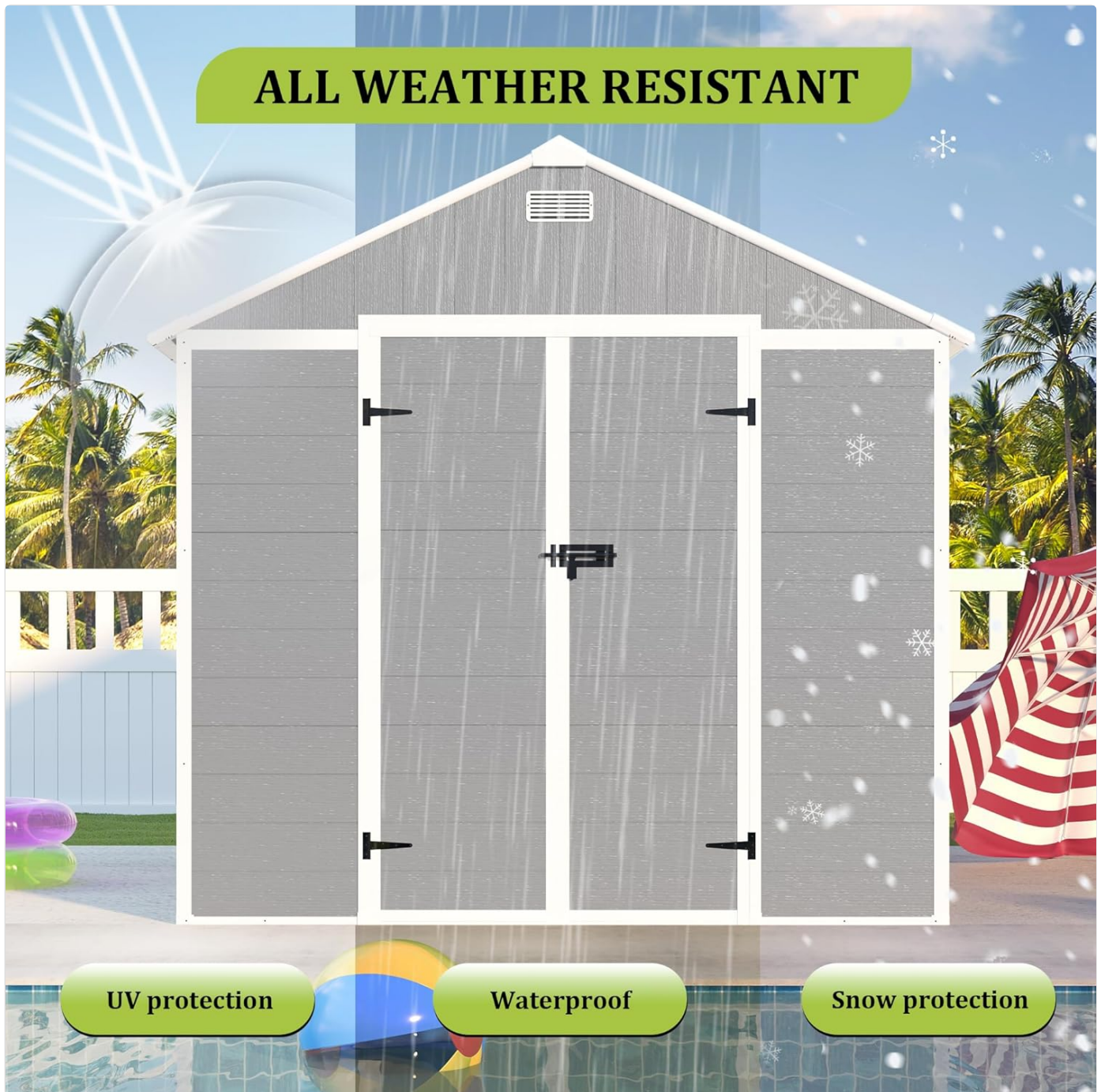
MAINTENANCE

The OUEEEDD Resin Storage Shed is designed to be weatherproof and low-maintenance, ensuring long-lasting performance with minimal effort. Its premium PP material is waterproof, rust-proof, and UV-resistant.

Care and Maintenance Tips:

- **Cleaning:** Periodically clean the exterior of the shed with mild soap and water. A soft brush or cloth can be used to remove dirt and debris. Rinse thoroughly with clean water. Avoid using abrasive cleaners or harsh chemicals, as these can damage the resin material.
- **Waterproof Integrity:** The shed is designed to prevent rainwater from seeping in. Regularly check the roof and wall seams for any signs of wear or damage. Ensure all panels are securely fastened.
- **UV Resistance:** The UV-resistant properties protect against sun damage, preventing aging and fading. No special treatment is required for UV protection.

- **Rust Prevention:** Metal components are immune to rust. However, if any external metal parts are added, ensure they are rust-resistant.
- **Door and Hinge Check:** Periodically inspect door hinges and latches for smooth operation. Lubricate if necessary.
- **Ventilation:** Ensure the vents remain clear of obstructions to allow for proper air circulation and prevent condensation buildup inside the shed.



This image highlights the all-weather resistance of the OUEEEDD Resin Storage Shed, showing it under various weather conditions. Icons indicate its UV protection, waterproof properties against rain, and snow protection, ensuring durability and protection for stored items year-round.

TROUBLESHOOTING

This section provides solutions to common issues you might encounter with your OUEEEDD Resin Storage Shed.

Problem	Possible Cause	Solution
---------	----------------	----------

Problem	Possible Cause	Solution
Doors do not close or align properly.	Uneven base; misaligned hinges; obstruction.	Ensure the shed is on a level surface. Check and adjust hinge alignment. Remove any debris obstructing the door path.
Water leakage inside the shed.	Improperly sealed roof or wall panels; damaged seals.	Inspect all seams and connections for proper sealing. Apply silicone sealant if necessary. Check for any cracks or damage to panels and repair or replace as needed.
Condensation buildup inside.	Insufficient ventilation; high humidity.	Ensure vents are clear and unobstructed. Consider adding a dehumidifier if the problem persists in very humid conditions.
Shed feels unstable or wobbly.	Base not level; loose fasteners.	Verify the shed is on a perfectly level and stable foundation. Tighten all screws and bolts according to the assembly instructions.

SPECIFICATIONS

Detailed specifications for the OUEEEEDD Resin Storage Shed 8x8 ft:

Feature	Detail
Brand	OUEEEEDD
Color	Gray
Material	Polypropylene (PP)
Product Dimensions (D x W x H)	99.21"D x 85.83"W x 89.17"H
Item Weight	292 Pounds
Style	8x8ft resin storage shed
Base Material	Plastic
Top Material Type	Resin
Water Resistance Level	Waterproof
Frame Material	Resin
Door Style	Single/Double Hinged, Lockable
Assembly Required	Yes
Manufacturer	OUEEEEDD
Item model number	Resin Storage Shed 8x8 ft
ASIN	B0F2XWSXJY

WARRANTY AND SUPPORT

For warranty information and customer support, please refer to the documentation included with your purchase or contact OUEEEEDD customer service directly. Keep your proof of purchase for any warranty claims.

Contact Information:

- Please visit the official OUEEEDD website for the most current support contact details.
- Refer to your purchase platform (e.g., Amazon) for seller-specific support options.