

## Manuals+

[Q & A](#) | [Deep Search](#) | [Upload](#)

manuals.plus /

› [iQOO](#) /

› [iQOO Z10x 5G Smartphone User Manual](#)

iQOO I2404

# iQOO Z10x 5G Smartphone User Manual

## INTRODUCTION

---

Welcome to the iQOO Z10x 5G smartphone. This manual provides essential information for setting up, operating, and maintaining your device. Please read this guide thoroughly to ensure optimal performance and longevity of your iQOO Z10x 5G.



Figure 1: iQOO Z10x 5G Smartphone Overview

## 1. GETTING STARTED

---

### 1.1. Unboxing Your Device

Upon opening the package, verify that all components are present:

- iQOO Z10x 5G Cell phone
- Eject Tool
- Warranty card
- Quick Start Guide
- Phone case
- Charger
- USB cable
- Protective Film (pre-applied)

### 1.2. Initial Setup

1. **Insert SIM Card:** Use the eject tool to open the SIM tray. Insert your Nano-SIM card(s) and/or microSD card (if applicable).
2. **Power On:** Press and hold the Power button until the iQOO logo appears.
3. **Follow On-Screen Instructions:** Complete the initial setup process, including language selection, Wi-Fi connection, Google account login, and security settings.
4. **Charge Battery:** Connect the provided charger and USB cable to fully charge your device before first use.

## 2. OPERATING YOUR IQOO Z10x 5G

---

### 2.1. Power and Battery Management

The iQOO Z10x 5G is equipped with a large 6500 mAh battery, designed for extended usage. The device supports 44W FlashCharge technology for rapid recharging.

- To optimize battery life, utilize the built-in battery saver modes available in the settings.
- Use only the official iQOO charger and cable for charging to ensure safety and efficiency.
- The device supports reverse charging via Type-C to Type-C connection.




Figure 2: Battery and Charging Features

### 2.2. Display Features

Experience clear and smooth visuals on the 6.72-inch (17.06cm) display with a 120Hz refresh rate. The display also features Eye Care technology for reduced eye strain.

- Adjust display brightness and color temperature in the display settings for personalized viewing.
- Enable Eye Protection mode to filter out blue light, especially during evening use.



Figure 3: 120Hz Eye Care Display

### 2.3. Performance and Storage

The iQOO Z10x 5G is powered by the MediaTek Dimensity 7300 processor, built on a power-efficient 4nm TSMC process, ensuring smooth operation and efficient multitasking. It features UFS 3.1 storage for faster data transfers.

- For optimal performance, regularly clear background applications and manage storage space.
- The device supports extended RAM functionality to enhance multitasking capabilities.



Figure 4: MediaTek Dimensity 7300 Processor



Figure 5: UFS 3.1 Super Fast Storage

## 2.4. Camera Functions

Capture high-quality images and videos with the 50MP Ultra HD Camera. The camera supports 4K video recording and includes AI-powered features for enhanced photography.

- Explore various camera modes such as Portrait, Night, and Pro mode for diverse shooting scenarios.
- Utilize AI features like AI Erase and AI Photo Enhance for post-processing.




Figure 6: 50MP Ultra HD Camera



## 2.5. Software and User Interface

The iQOO Z10x 5G runs on Funtouch OS 15, based on Android 15, providing a user-friendly and customizable experience.

- Familiarize yourself with Funtouch OS gestures and navigation options.
- Customize your home screen, widgets, and notification settings to suit your preferences.

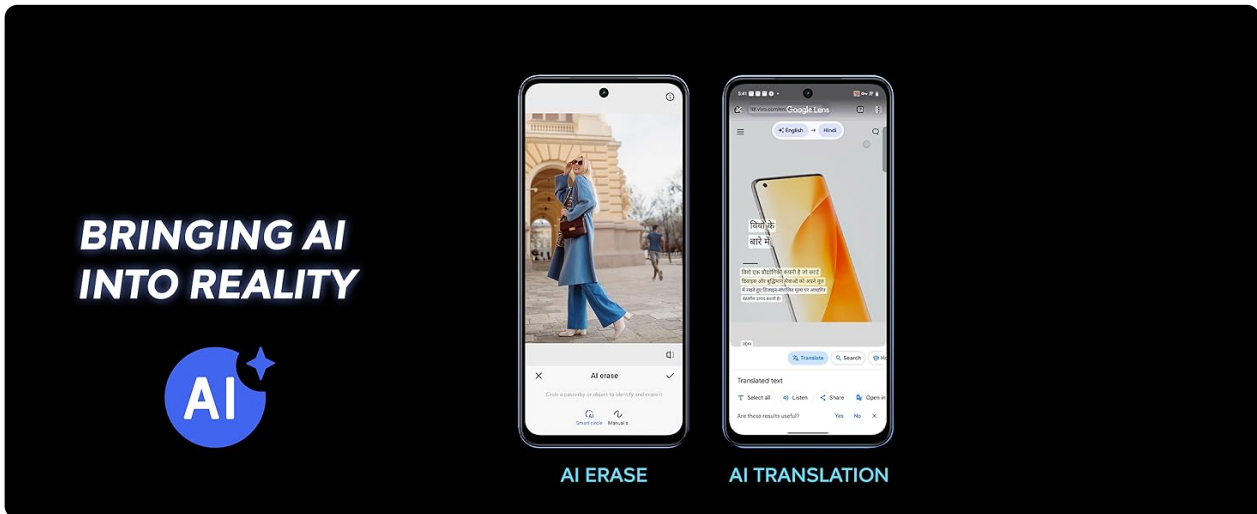


Figure 8: Funtouch OS 15 Experience

## 3. MAINTENANCE AND DURABILITY

### 3.1. Software Updates

Regular software updates are provided to enhance device security, stability, and introduce new features. The iQOO Z10x 5G is committed to receiving 2 years of Android updates and 3 years of security patches.

- Check for updates periodically in **Settings > System > System update**
- Ensure your device is connected to Wi-Fi and has sufficient battery charge before initiating an update.

### 3.2. Device Durability

The iQOO Z10x 5G features Military-Grade Certified Durability, designed to withstand various environmental conditions and impacts.

- While durable, avoid exposing the device to extreme temperatures, direct impacts, or prolonged water immersion.
- Use the provided phone case for additional protection against drops and scratches.



Figure 9: Military-Grade Certified Durability

## 4. TROUBLESHOOTING

If you encounter issues with your iQOO Z10x 5G, consider the following basic troubleshooting steps:

- **Device Not Responding:** Press and hold the Power button for about 10 seconds to force a restart.
- **Battery Draining Quickly:** Check background app usage, reduce screen brightness, and disable unnecessary features like GPS or Bluetooth when not in use.
- **Network Connectivity Issues:** Toggle Airplane Mode on and off, restart the device, or check your SIM card insertion.
- **App Crashes:** Clear the cache and data of the problematic app (Settings > Apps > [App Name] > Storage > Clear Cache/Data). If the issue persists, reinstall the app.
- **Slow Performance:** Free up storage space, close unused apps, and restart your device regularly.

For more complex issues, refer to the official iQOO support website or contact customer service.

## 5. TECHNICAL SPECIFICATIONS

Feature	Specification
Model Number	I2404
Operating System	Funtouch OS 15 based on Android 15
Processor	MediaTek Dimensity 7300
CPU Speed	2.5 GHz
RAM Memory Installed Size	6 GB
Storage Type	UFS 3.1
Battery Capacity	6500 mAh
Charging	44W FlashCharge

Feature	Specification
Display	6.72 inches (17.06 cm), 120Hz Eye Care Display
Resolution	2400 x 1080
Main Camera	50MP Ultra HD
Video Recording	4K
Connectivity	Bluetooth 5.4, USB 2.0, Wi-Fi, 5G
Special Features	Dual Stereo Speakers, Fast Charging Support, Water & Dust Resistant, Military-Grade Durability
Product Dimensions	16.6 x 7.6 x 0.8 cm
Item Weight	204 g
Colour	Titanium

## 6. WARRANTY AND SUPPORT

Your iQOO Z10x 5G comes with a manufacturer's warranty. Please refer to the warranty card included in your package for detailed terms and conditions.

For technical assistance, service, or inquiries, iQOO provides extensive support through vivo service centers.

- Over 650+ vivo service centers are available for support.
- Contact information for customer support can be found on the official iQOO website.



Figure 10: iQOO Service Network