

[Manuals.plus](#) /

> [LG](#) /

> LG 65-inch QNED AI QNED80 4K Smart TV 2025 User Manual

## LG 65QNED80ASA

# LG 65-inch QNED AI QNED80 4K Smart TV 2025 User Manual

Model: **65QNED80ASA**

## 1. SETUP GUIDE


This section provides instructions for the initial setup of your LG 65QNED80ASA 4K Smart TV, including unboxing, stand installation, and connecting external devices.

### 1.1 Unboxing and Initial Inspection

Carefully remove the TV and all accessories from the packaging. Inspect for any signs of damage. Keep the packaging materials for future transport or service.



Front view of the LG 65-inch QNED AI QNED80 4K Smart TV, showcasing its sleek design and vibrant display.





Detailed dimensions of the LG 65-inch QNED AI QNED80 4K Smart TV, including width, height, and depth, useful for planning installation.

## **1.2 Stand Installation (Optional)**

If you are not wall-mounting the TV, attach the included stand according to the instructions in the quick setup guide. Ensure all screws are securely fastened.

## **1.3 Wall Mounting (Optional)**

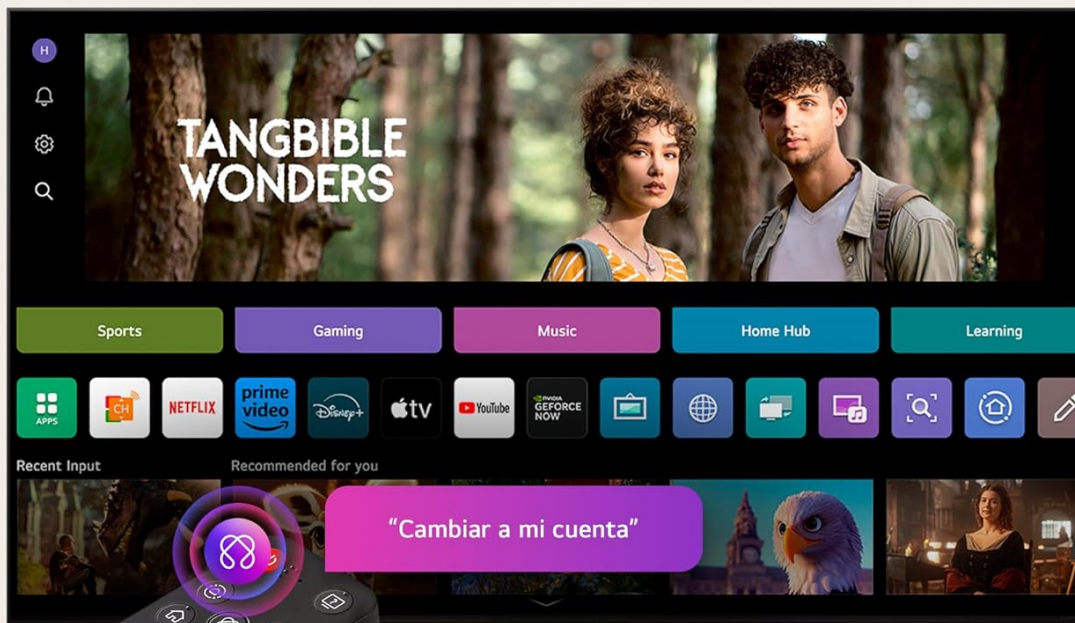
The LG 65QNED80ASA TV is compatible with VESA standard wall mounts. Refer to the wall mount manufacturer's instructions for proper installation. It is recommended to have this done by a professional.

## **1.4 Connecting External Devices**

Connect your external devices such as set-top boxes, Blu-ray players, gaming consoles, and sound systems to the TV's input ports. The TV features multiple HDMI and USB ports.

# Identificación de Voz AI con Mi Perfil

La Identificación de Voz AI de LG reconoce tu voz y **ofrece recomendaciones personalizadas.**



\*Es posible que se muestre contenido reducido o limitado según la región y la conectividad de la red.

\*La compatibilidad con Identificación de Voz puede variar según la región o el país, y está disponible en televisores OLED, QNED, NanoCell y UHD lanzados a partir de 2024.

\*La Identificación de Voz está disponible para LG Apps, Home, Home Hub, LG Fitness, Sports Alert, Home Office, Música, Juegos y PPW.

Rear view of the LG 65-inch QNED AI QNED80 4K Smart TV, highlighting the various input and output ports available for connecting external devices.

- **HDMI:** For high-definition video and audio.
- **USB:** For connecting USB storage devices.
- **LAN:** For wired network connection.
- **Optical Digital Audio Out:** For connecting to a soundbar or audio receiver.

## 1.5 Initial Setup Wizard

After connecting the power cable and turning on the TV, the initial setup wizard will guide you through essential configurations:

1. **Language Selection:** Choose your preferred language.
2. **Network Connection:** Connect to your Wi-Fi network or use a wired LAN connection.
3. **Channel Scan:** Scan for available broadcast channels.
4. **Terms and Conditions:** Review and accept the user agreements.

## 2. OPERATING YOUR TV

This section covers the basic operation of your LG Smart TV, including remote control usage and smart features.

### 2.1 AI Magic Remote Functions

The AI Magic Remote provides intuitive control over your TV. Use the pointer function to navigate the screen, or the scroll wheel for quick browsing. The remote also features dedicated buttons for popular streaming services and voice commands.



The LG AI Magic Remote, designed for easy navigation and control of your Smart TV, featuring a scroll wheel and voice command button.



The webOS Smart TV interface, showing various apps and content recommendations, easily navigable with the AI Magic Remote.

## 2.2 webOS Smart TV Interface

Your LG TV runs on the webOS operating system, offering a user-friendly interface for accessing apps, live TV, and connected devices. Navigate using the Magic Remote's pointer or directional buttons.

## 2.3 AI Voice Identification and Personalized Profiles

The TV supports AI Voice Identification, allowing it to recognize individual voices and provide personalized content recommendations and settings. Create and manage multiple user profiles for a tailored viewing experience.

# Super Escalador 4K

El potente procesador de LG aumenta la resolución a la calidad original. Disfruta de la resolución, el brillo y la claridad mejorados con Super Escalador 4K.



\*La calidad de la imagen del contenido ampliado variará según la resolución de la fuente.

The AI Voice Identification feature, demonstrating how the TV recognizes voices to offer personalized recommendations and profiles.

## 2.4 Picture and Sound Enhancements

The LG QNED AI TV features advanced technologies for superior picture and sound quality:

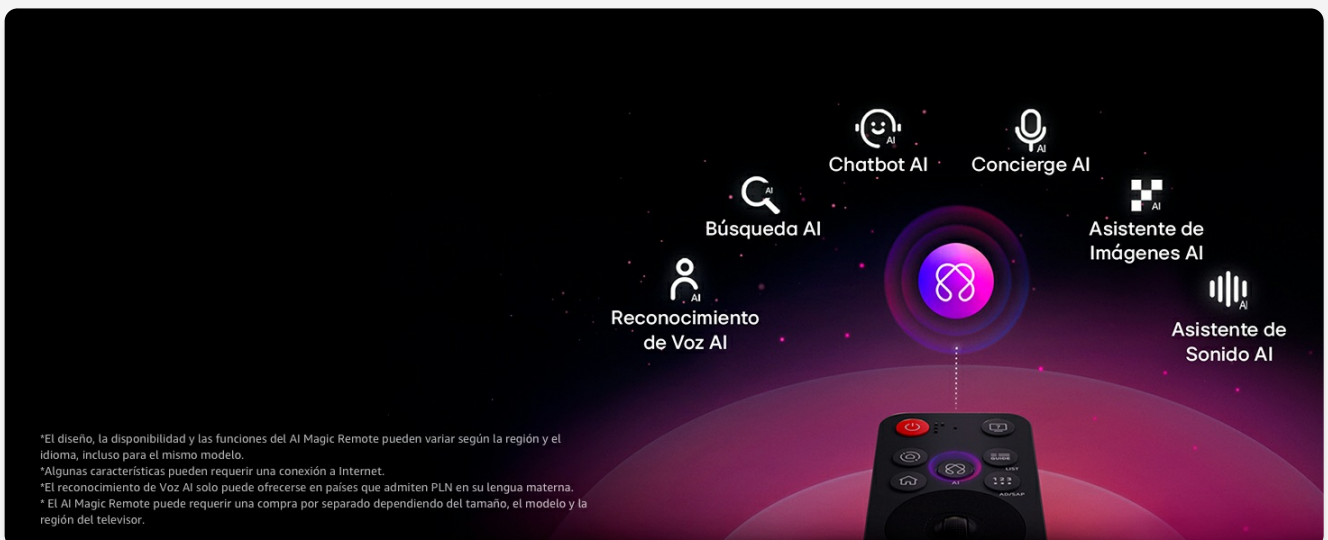
- **Dynamic QNED Color:** Experience a wide spectrum of vibrant and accurate colors.
- **Super 4K Upscaler:** Content with lower resolution is intelligently upscaled to near 4K quality.
- **Precision Dimming:** Advanced local dimming technology for enhanced contrast and deeper blacks.
- **AI Sound Pro:** Optimizes audio based on content and room acoustics for an immersive sound experience.

# AI Magic Remote

**Navega por webOS fácilmente**  
con el nuevo botón AI y controles intuitivos más inteligentes.



Visual representation of the Super 4K Upscaler, showing how lower resolution content is enhanced to near 4K clarity on the LG TV.



A comparison image illustrating the effect of LG's Precision Dimming technology, showing improved contrast and detail in dark scenes compared to conventional LED.



An image depicting the AI Sound Pro feature, which optimizes audio output for a more impactful and immersive listening experience.

## 2.5 Gaming and Filmmaker Mode

- **ALLM/VRR:** Automatic Low Latency Mode (ALLM) and Variable Refresh Rate (VRR) ensure smooth, responsive gaming without tearing or stuttering.
- **Filmmaker Mode:** Preserves the director's original vision by disabling motion smoothing and other post-processing effects, delivering a cinematic experience.



A visual demonstrating the Variable Refresh Rate (VRR) feature on the LG TV, providing smooth gameplay without screen tearing.



Los detalles que se muestran en las imágenes del producto pueden variar según la región, el país o el modelo.

An image illustrating the Filmmaker Mode, which optimizes picture settings to display movies as intended by the director.

### 3. MAINTENANCE

Proper maintenance ensures the longevity and optimal performance of your LG TV.

#### 3.1 Cleaning Your TV

- **Screen:** Gently wipe the screen with a soft, dry microfiber cloth. For stubborn marks, slightly dampen the cloth with water or a specialized screen cleaner (do not spray directly on the screen).
- **Body:** Use a soft, dry cloth to clean the TV's frame and stand. Avoid abrasive cleaners or solvents.

#### 3.2 Software Updates

Ensure your TV's software is up-to-date for the best performance and latest features. You can check for updates via the TV's settings menu (Settings > All Settings > Support > Software Update).

### 4. TROUBLESHOOTING

This section addresses common issues you might encounter with your LG TV and provides solutions.

Problem	Possible Cause / Solution
---------	---------------------------

Problem	Possible Cause / Solution
No Power	Check if the power cord is securely plugged into both the TV and the wall outlet. Try a different outlet.
No Picture / No Signal	Ensure the correct input source is selected (e.g., HDMI 1, TV). Check cable connections to external devices.
Poor Picture Quality	Check the source resolution. Adjust picture settings (brightness, contrast, sharpness). Ensure cables are not damaged.
No Sound	Check volume level. Ensure Mute is off. Verify audio cable connections. If using external audio, check its settings.
Remote Control Not Working	Replace batteries. Ensure there are no obstructions between the remote and the TV. Repair the Magic Remote if necessary.
Cannot Connect to Wi-Fi	Check your router and modem. Re-enter the Wi-Fi password. Try restarting the TV and router.

If the issue persists after trying these solutions, please refer to the full online manual or contact LG customer support.

## 5. SPECIFICATIONS

Detailed technical specifications for the LG 65-inch QNED AI QNED80 4K Smart TV (Model 65QNED80ASA).

Feature	Detail
Brand	LG
Model Name	2025 (65QNED80ASA)
Screen Size	65 Inches (166 cm visible diagonal)
Display Technology	QNED, 4K UHD
Resolution	3840 x 2160 Pixels (4K)
Refresh Rate	120 Hz
Aspect Ratio	16:9
Special Features	Intelligent Voice Recognition, Game Mode, Dynamic QNED Color, Super 4K Upscaler, Precision Dimming, AI Sound Pro, Filmmaker Mode, ALLM/VRR
Connectivity	Bluetooth, HDMI, Wi-Fi, LAN, Optical Digital Audio Out
Mounting Type	Tabletop Stand, Wall Mount
Product Dimensions (WxDxH)	145.6 x 2.9 x 84 cm (without stand)
Weight	22.9 kg
Operating System	webOS

## 6. WARRANTY AND SUPPORT

---

For warranty information and technical support, please refer to the official LG website or contact their customer service.

- **Official LG Support Website:** [www.lg.com/us/support](http://www.lg.com/us/support) (Please select your region for accurate information)
- **Customer Service:** Refer to your product's packaging or the LG website for regional contact numbers.
- **Extended Protection Plans:** Additional protection plans may be available for purchase from authorized retailers.

© 2025 LG Electronics. All rights reserved.

This manual is for informational purposes only. Specifications are subject to change without notice.