

JINJUNYE KF450068-01

JINJUNYE 18000BTU Mini Split Air Conditioner Ductless Inverter Heat Pump User Manual

Model: KF450068-01

1. PRODUCT OVERVIEW

This manual provides essential information for the safe and efficient operation of your JINJUNYE 18000BTU Mini Split Air Conditioner Ductless Inverter Heat Pump. This system is designed to provide both cooling and heating for spaces up to 1250 sq. ft., featuring energy-efficient inverter technology and a low noise level of 22 dB in sleep mode.

Key Features:

- **Energy Efficient:** ETL and AHRI certified, 17 SEER2 rating, inverter technology for up to 35% electricity savings.
- **Multi-Mode Operation:** Cooling, Heating, Fan, Dry, and Auto modes for year-round comfort.
- **Quiet Operation:** As low as 22dB in Sleep Function.
- **Self-Cleaning:** 131°F high-temperature self-cleaning function for fresh air.
- **Powerful Performance:** 18000 BTU cooling capacity and 19000 BTU heating capacity.
- **Advanced Functions:** Timer (0.5-24H), Eco, Mute, Turbo, Health, Swing, Multi-Fan Speed, Child-Lock, I Set (Memory Function), I Feel.



Image 1.1: JINJUNYE 18000BTU Mini Split Air Conditioner system components, including the indoor unit, outdoor unit, remote control, and installation accessories.

2. SAFETY INFORMATION

Please read all safety warnings and instructions carefully before installation and operation to prevent injury or damage. Keep this manual for future reference.

- **Professional Installation Required:** This unit requires professional installation by a qualified technician. Improper installation can lead to electric shock, fire, or water leakage.
- **Electrical Safety:** Ensure the power supply matches the unit's requirements (208-230V). Do not operate with wet hands or near water.
- **Refrigerant:** This unit uses R-32 refrigerant. Handle with care and ensure proper ventilation during service.
- **Children and Vulnerable Persons:** This appliance is not intended for use by persons with reduced physical, sensory or mental capabilities, or lack of experience and knowledge, unless they have been given supervision or instruction.
- **Maintenance:** Always disconnect power before cleaning or performing maintenance.

3. WHAT'S IN THE BOX

The JINJUNYE Mini Split Air Conditioner comes in two packages. Verify all components are present upon delivery.



Image 3.1: Detailed packing list for both indoor and outdoor unit packages.

Indoor Unit Package:

- Indoor Unit
- 18.45ft Signal Cable
- Remote Control & Batteries
- User Manual
- Guide Plate
- Rubber Feet
- Screws
- Remote Holder
- Heat Preservation Tube

Outdoor Unit Package:

- Outdoor Unit
- Refrigerant Pipe 17ft (x2)
- Drain Hose 6.5ft (x2)
- Wall Sleeve
- Sealing Gum (x2)
- Tape (x2)
- Drab Joint
- Wall Cover

4. SETUP AND INSTALLATION

Important: This mini split system requires professional installation. Attempting to install the unit without proper training and tools can void the warranty and lead to serious injury or damage. Consult a certified HVAC technician for installation.

The installation kit includes all necessary components such as copper pipe sets and communication wires. The outdoor unit is designed to withstand high temperatures up to 132°F and features an air-cooled technology to maintain optimal performance.

5. OPERATING INSTRUCTIONS

Your JINJUNYE Mini Split AC/Heating System offers multiple modes and functions for customized comfort. Use the provided remote control to access these features.

Considerate Features



Image 5.1: Overview of the remote control and various functions available.

5.1 Operating Modes



Image 5.2: Visual representation of the 5-in-1 split air conditioner modes.

- **Cooling Mode:** Cools the room down to 61°F (16°C).
- **Heating Mode:** Heats the room up to 88°F (31°C). Note: When starting heating mode, it may take 5-10 minutes to generate hot air due to the anti-cold air direct blowing function.
- **Fan Mode:** Circulates air with 8 adjustable fan speeds and 4D airflow.
- **Dry Mode (Dehumidification):** Reduces humidity in the air.
- **Auto Mode:** Automatically selects the appropriate mode based on the room temperature.

5.2 Special Functions

- **Sleep Function:** Operates at an ultra-quiet 22dB for undisturbed rest.
- **Timer:** Set the unit to turn on or off automatically within a 0.5-24 hour period.
- **Eco Function:** Optimizes energy consumption for efficiency.
- **Mute Function:** Silences operational sounds.
- **Turbo Function:** Provides rapid cooling or heating.
- **Health Function:** Enhances air quality.
- **Swing Function:** Controls the direction of airflow.

- **Child-Lock:** Prevents unintended changes to settings.
- **I Set (Memory Function):** Remembers your preferred settings (temperature, mode, fan speed).
- **I Feel:** Senses the temperature at the remote control's location for precise comfort.



Image 5.3: The unit operating in Sleep Mode, highlighting its quiet performance.

Vector Precision Air Supply

Various precise fixed angle of air supply to meet different usage requirements

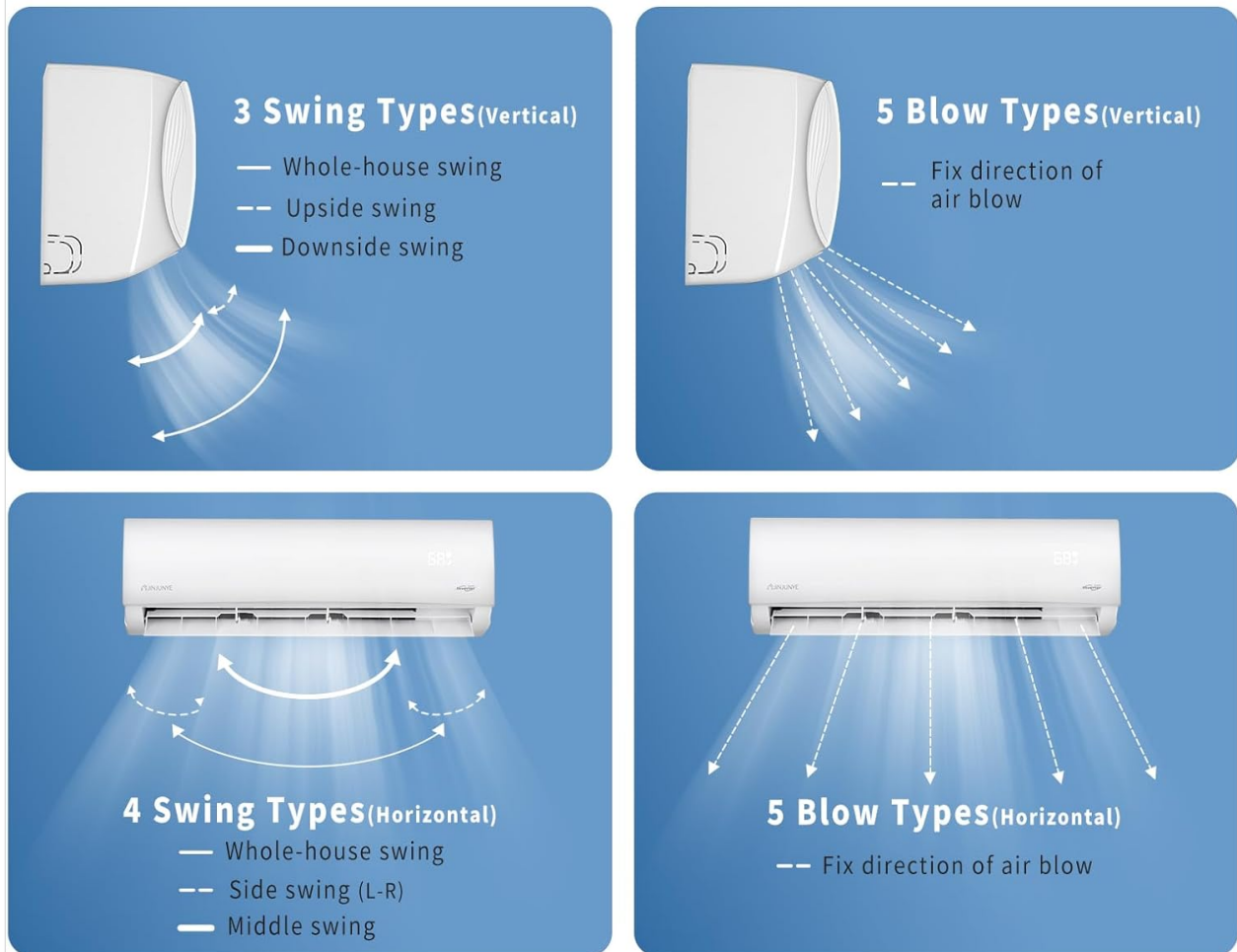


Image 5.4: Illustration of vector precision air supply with different swing and blow options.

6. MAINTENANCE

Regular maintenance ensures optimal performance and longevity of your air conditioner.

6.1 Self-Cleaning Function

The unit features a 131°F high-temperature self-cleaning function to maintain internal hygiene and air quality. This function automatically cleans the interior to protect your family's breathing health.

131°F High Temperature Self-cleaning



Image 6.1: The self-cleaning function in action, showing water cleaning the internal components.

6.2 Filter Cleaning

The air filter can be easily removed and cleaned under water. Refer to the user manual for detailed instructions on filter removal and cleaning frequency. If the display shows a 'CL' code, it indicates that the filter needs cleaning.

7. TROUBLESHOOTING

This section provides solutions to common issues you might encounter. For problems not listed here, or if issues persist, contact customer support.

Problem	Possible Cause	Solution
Unit does not turn on	No power supply; Remote control batteries low; Unit in standby mode.	Check power connection; Replace remote batteries; Press power button on remote or unit.

Problem	Possible Cause	Solution
Insufficient cooling/heating	Dirty air filter; Doors/windows open; Temperature setting incorrect; Obstruction to airflow.	Clean air filter; Ensure room is sealed; Adjust temperature setting; Remove obstructions.
Unusual noise	Loose parts; Unit not level; Foreign object inside.	Check for loose components; Ensure unit is level; Contact professional for inspection.
Water leakage	Clogged drain hose; Improper installation.	Clear drain hose; Contact professional for inspection and re-installation.
'CL' code on display	Air filter needs cleaning.	Clean the air filter as per maintenance instructions.

8. SPECIFICATIONS

Specification	Detail
Brand Name	JINJUNYE
Model Number	KF450068-01
Cooling Capacity	18000 BTU
Heating Capacity	19000 BTU
Voltage	208-230 Volts
Seasonal Energy Efficiency Ratio (SEER2)	17
Noise Level	22 dB (Sleep Mode)
Coverage Area	Up to 1250 Square Feet
Refrigerant	R-32
Product Dimensions (Indoor Unit)	11.57 x 35.82 x 8.11 inches
Item Weight	85.4 pounds
Material Type	Iron, Copper, Plastic
Installation Type	Split System
Special Features	4 Way Swing, Heating & Cooling Function, Inverter Compressor, Remote Controlled, Sleep Mode

Powerful Output

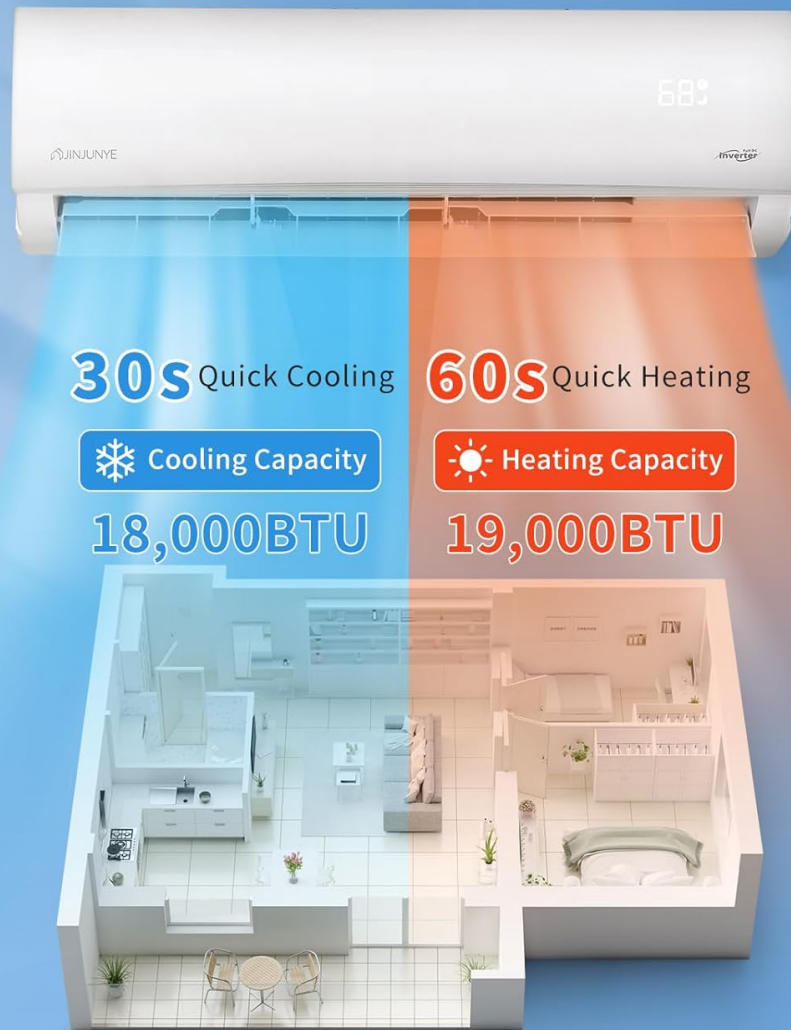








Image 8.1: Illustration of the unit's powerful cooling and heating output.

9. WARRANTY AND SUPPORT

For warranty information, please refer to the documentation included with your product or contact JINJUNYE customer service. JINJUNYE offers customer support for inquiries and assistance with your product. For further assistance, please visit the [JINJUNYE Store](#) or contact their customer service directly.

© 2025 JINJUNYE. All rights reserved.

	<p>Portable Air Conditioner Instruction Manual KF450063-01</p> <p>Instruction manual for the KF450063-01 Portable Air Conditioner, covering setup, operation, maintenance, troubleshooting, and technical specifications for optimal home comfort.</p>
	<p>JINJUNYE Portable Air Conditioner User Manual KF450061-01 KF450061-02</p> <p>Comprehensive user manual for the JINJUNYE Portable Air Conditioner (Models KF450061-01, KF450061-02). Covers installation, operation, safety precautions, cleaning, troubleshooting, and decommissioning for this R32 refrigerant cooling unit.</p>
	<p>JINJUNYE Compressor Cooler KF440201-01 Operating Instructions</p> <p>Operating instructions and safety information for the JINJUNYE Compressor Cooler, model KF440201-01. Includes installation guidelines, parts description, temperature control operation, troubleshooting, and wiring diagram.</p>
	<p>Lennox MWCB and MWHB Series Mini-Split System User Guide</p> <p>Comprehensive user guide for Lennox MWCB and MWHB Series single-zone mini-split systems (115V and 208/230V). Covers optimal performance, unit parts, features, operation modes (manual, wireless remote), troubleshooting, and FCC compliance.</p>
	<p>Split System Air Conditioner Homeowner's Information Manual</p> <p>Comprehensive homeowner's guide for Carrier split system air conditioners, covering safety, operation, troubleshooting, and maintenance. Includes model OG-ICPAC-R454-01.</p>
	<p>Duracell Inverter 1000 Owner's Guide: Installation, Operation, and Safety</p> <p>This comprehensive owner's guide for the Duracell Inverter 1000 by Xantrex Technology Inc. provides detailed instructions on installation, operation, safety precautions, troubleshooting, and specifications for reliable power conversion in RVs and trucks.</p>