

Manuals+

[Q & A](#) | [Deep Search](#) | [Upload](#)

manuals.plus /

- › [AULA](#) /
- › [AULA F108 PRO - Wireless Mechanical Keyboard User Manual](#)

AULA AULA F108

AULA F108 PRO Wireless Mechanical Keyboard User Manual

Model: AULA F108

Brand: AULA

[Box](#) [Setup](#) [Operation](#) [Maintenance](#) [Introduction](#) [What's in the](#) [Troubleshooting](#) [Specifications](#) [Warranty & Support](#)

1. INTRODUCTION

This manual provides detailed instructions for the setup, operation, maintenance, and troubleshooting of your AULA F108 PRO Wireless Mechanical Keyboard. Please read this manual thoroughly to ensure optimal performance and longevity of your device.



Image: The AULA F108 PRO Wireless Mechanical Keyboard, showcasing its full-size layout, integrated screen, and multi-function knob.

2. WHAT'S IN THE BOX

Upon unboxing, please verify that all the following items are included:

- Mechanical Keyboard x1
- Keycap/Switches Puller x1
- English User Manual x1
- USB Cable x1
- 2.4GHz Receiver x1
- Replace Linear Switches x2
- Dust Cover x1

PACKAGE LIST



Image: A visual representation of the AULA F108 PRO keyboard and its accessories, including the dust cover, USB cable, 2.4GHz receiver, keycap/switch puller, and two replacement linear switches.

3. SETUP

3.1 Initial Preparation

- **Charging:** Before first use, ensure the keyboard is fully charged using the provided USB-C cable. The 8000mAh battery provides approximately 32 hours with backlight on and 76 hours with backlight off.
- **Protective Film:** The intelligent TFT color display screen comes with a transparent protective film. For optimal clarity, this film can be carefully peeled off before use.

Your browser does not support the video tag.

Video: This short video demonstrates that the screen on the AULA F108 Pro keyboard has a peelable protective film, clarifying that any perceived scratches are not on the screen itself.

3.2 Connection Modes

The AULA F108 PRO supports three connection modes:

- **Bluetooth 5.0 (BT5.0):** Connects wirelessly to up to three devices (FN+1/2/3). Ideal for quick switching between PC, Mac, laptop, and tablets.
- **2.4GHz Wireless:** Provides stable and fast wireless connection with a 1000Hz polling rate. Use the included 2.4GHz receiver. (FN+~)
- **USB-C Wired:** Plug and play connection for reliable performance and charging.

TRI-MODE CONNECTION

Support multiple devices and system

Type-C
Plug and play



BT5.0
Save up to 3 devices
FN+1/2/3

BT

2.4GHz Wireless
Stable and Fast
FN+~



Image: The AULA F108 PRO keyboard connected to various devices, illustrating its versatile tri-mode connectivity options: USB-C wired, Bluetooth 5.0, and 2.4GHz wireless.

TRI-MODE CONNECTION

Support multiple devices and system



Type-C
Plug and play

BT

BT5.0
FN+1/2/3



2.4GHz Wireless
FN+~



Image: A banner highlighting the AULA F108 PRO's tri-mode connection capabilities, including Type-C plug and play, BT5.0 for up to 3

devices, and stable 2.4GHz wireless.

3.3 Setting Screen Language and Time

The intelligent TFT color display screen may default to Chinese. To change the language and calibrate date/time:

1. Ensure the keyboard is in **wired mode** (USB-C connected).
2. Download the official driver software from: bit.ly/m/AULA (Note: The driver only supports Windows systems).
3. Install and open the driver software.
4. Use the software to set the screen language (e.g., to English) and calibrate the date and time.
5. You can also set custom GIF images via the software.

Alternatively, for language change directly on the keyboard (as per user review):

1. From the clock screen, rotate the knob 8 clicks to the right until the purple circle is selected.
2. Press the knob to enter the sub-menu.
3. Rotate the knob one click to select "En" for English.
4. Press the knob again to confirm the selection.

Your browser does not support the video tag.

Video: This video demonstrates how to calibrate the screen date and time, and how to customize GIF images on the AULA F108 Pro keyboard's display.

4. OPERATION

4.1 Smart Display Screen & Multi-function Knob

The integrated TFT color display and multi-function knob provide real-time information and control:

- **Display Information:** Shows date, time, battery status, connection mode (WIN/MAC/IOS/Android), Caps Lock, Num Lock, and Bluetooth device indicators (BT1/BT2/BT3).
- **Knob Functions:**
 - Rotate to select sections on the display (Config, Brightness, Speed, Volume, Language, Effect, Colour).
 - Press to confirm selection.
 - **Volume Control:** Long press the FN key and press the knob down to toggle the knob's default function to volume control. Rotate for Volume+ / Volume-. Press to mute/unmute. Long press FN and knob again to revert to original function.

LCD SCREEN & MULTIFUNCTIONAL KNOB

Note: Custom GIF, date and time calibration needs to be set via the driver.

2024/06/26 100%

08:03:56

WIN BT A T

Config

Connect System

Config

Effect Colour

Config

Brightness Speed

Config

Volume Language

Adjust Volume

1. Long press the FN+ knob

Volume+ Volume- Press down(mute)

2. Long press the FN+ knob again to return to default settings

Adjust LCD Display(Default)

1. Turn knob to select the section

2. Press to confirm

Image: A detailed view of the AULA F108 PRO's LCD screen and multi-functional knob, illustrating how to adjust display settings, volume, and other configurations.

Smart LCD Screen

Date: 2025/06/26

Time: 08:03:56

Battery Level: 100%

WIN/MAC/IOS/Android System

Wired Mode

2.4Ghz Wireless

BT1/BT2/BT3

Win Lock

Caps Lock

Num Lock

Adjust LCD Display(Default)

1. Turn knob to select the section

2. Press to confirm

Adjust Volume

1. Long press the FN+ knob

Volume+, Volume-, Press down(mute)

2. Long press the FN+ knob again to return to default settings

Note: Custom GIF, date and time calibration requires wired connection through driver settings

Image: A banner providing a comprehensive overview of the smart LCD screen's indicators (date, time, battery, system mode) and the

4.2 RGB Backlight & Programmable Software

The keyboard features extensive RGB backlighting and customizable software:

- **RGB Effects:** Supports multiple dynamic RGB effects, monochrome, and multi-color modes with over 16.8 million colors.
- **Adjustments:**
 - **Switch Lighting Effects:** FN + | (19 effects)
 - **Switch Lighting Colors:** FN + Tab
 - **Lighting Speed + / -:** FN + [/]
 - **Lighting Brightness + / -:** FN + { / }
 - **Side-light Effect:** FN + Right Shift
 - **Side-light Color:** FN + /?
 - **Side-light Brightness:** FN + Right Alt
- **Programmable Software:** The F108 Pro driver (Windows only, wired mode required) allows for macro customization, key remapping, GIF upload to the screen, and syncing screen time.

16.8 MILLION RGB BACKLIGHT

Easily Adjust Backlight with Shortcut Keys or Software/Knob



switch 19 lighting effects or turn off the backlit



switch lighting colors



lighting brightness+



lighting brightness-



lighting speed+



lighting speed-



Side-light Adjustment

FN+Right Shift
Switch side-light effect

FN+/?
Switch side-light color

FN+Right Alt
Switch side-light brightness

Image: The AULA F108 PRO keyboard displaying its vibrant RGB backlighting, along with a guide to shortcut keys for adjusting lighting effects, colors, speed, and brightness.

PROGRAMMABLE CUSTOM DRIVER

Note: The driver currently only supports Windows

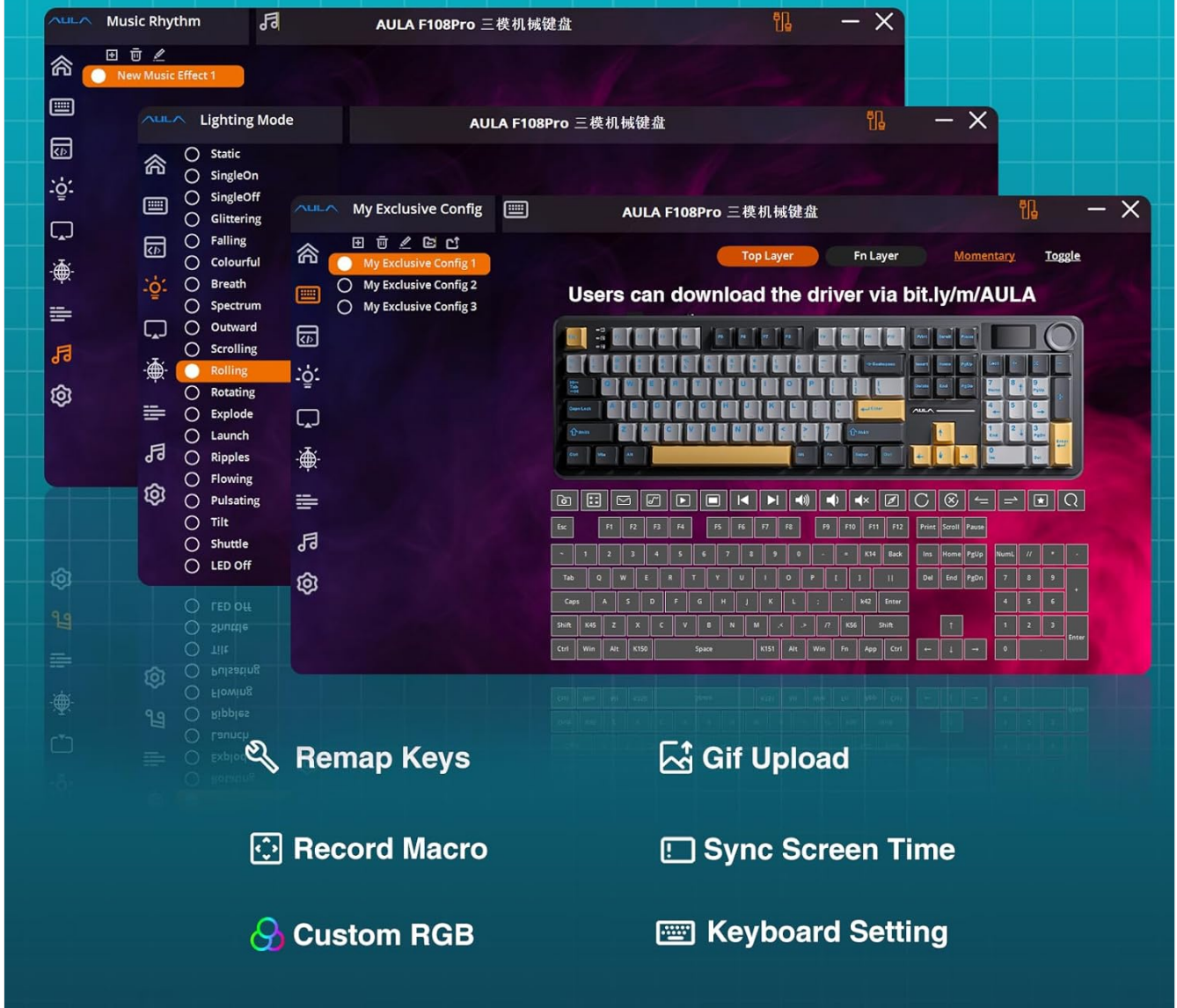


Image: Screenshots of the AULA F108 PRO's custom driver software interface, showing options for lighting modes, key remapping, GIF upload, and other keyboard settings.

Your browser does not support the video tag.

Video: An official product video showcasing the AULA F108 PRO Wireless Mechanical Keyboard, highlighting its screen and knob features.

4.3 Hot-Swappable Switches

The F108 Pro features a hot-swappable base, allowing for easy switch replacement without soldering. It is compatible with 3-pin or 5-pin switches.

- Use the included keycap/switch puller to remove and install switches.
- The keyboard comes with pre-lubricated Caramel Latte linear switches for a smooth typing experience.
- **Important:** Power off the keyboard when replacing hot-swappable shafts.

1.PCB Hot Swappable Socket

Support 3-pin/5-pin Switches



South Facing LEDs

2.Caramel Latte Switches(Linear)



Initial Pressure: $45 \pm 8\text{gf}$
Bottom Pressure: $55 \pm 8\text{gf}$
Conduction Stroke: $3.6 \pm 0.2\text{mm}$
Total Stroke: $2.0\text{mm} \pm 0.4\text{mm}$
Mechanical Life: about 60 million times

3.Side-Printed PBT Keycaps

The new trend of keyboard Shine through fonts, PBT anti-sweat, never fade



Image: A diagram illustrating the hot-swappable PCB socket compatible with 3-pin/5-pin switches, along with a close-up of the Caramel Latte linear switches and their specifications.

Hot-Swap Switches

Support 3/5 pins mechanical switches
side-printed PBT keycaps

South Facing LEDs



Note: Power off when replacing hot swappable shafts



Image: A banner visually demonstrating the hot-swap switch feature of the AULA F108 PRO, showing keycaps and switches removed

to reveal the PCB sockets.

Your browser does not support the video tag.

Video: An official product video demonstrating the "creamy" sound and feel of the AULA F108 Pro keyboard, including its number pad.

4.4 Advanced Five Layers Filling Structure

The keyboard incorporates an advanced five-layer filling structure designed to optimize resilience, stability, and sound dampening, providing a softer and more elastic feel with reduced cavity noise.

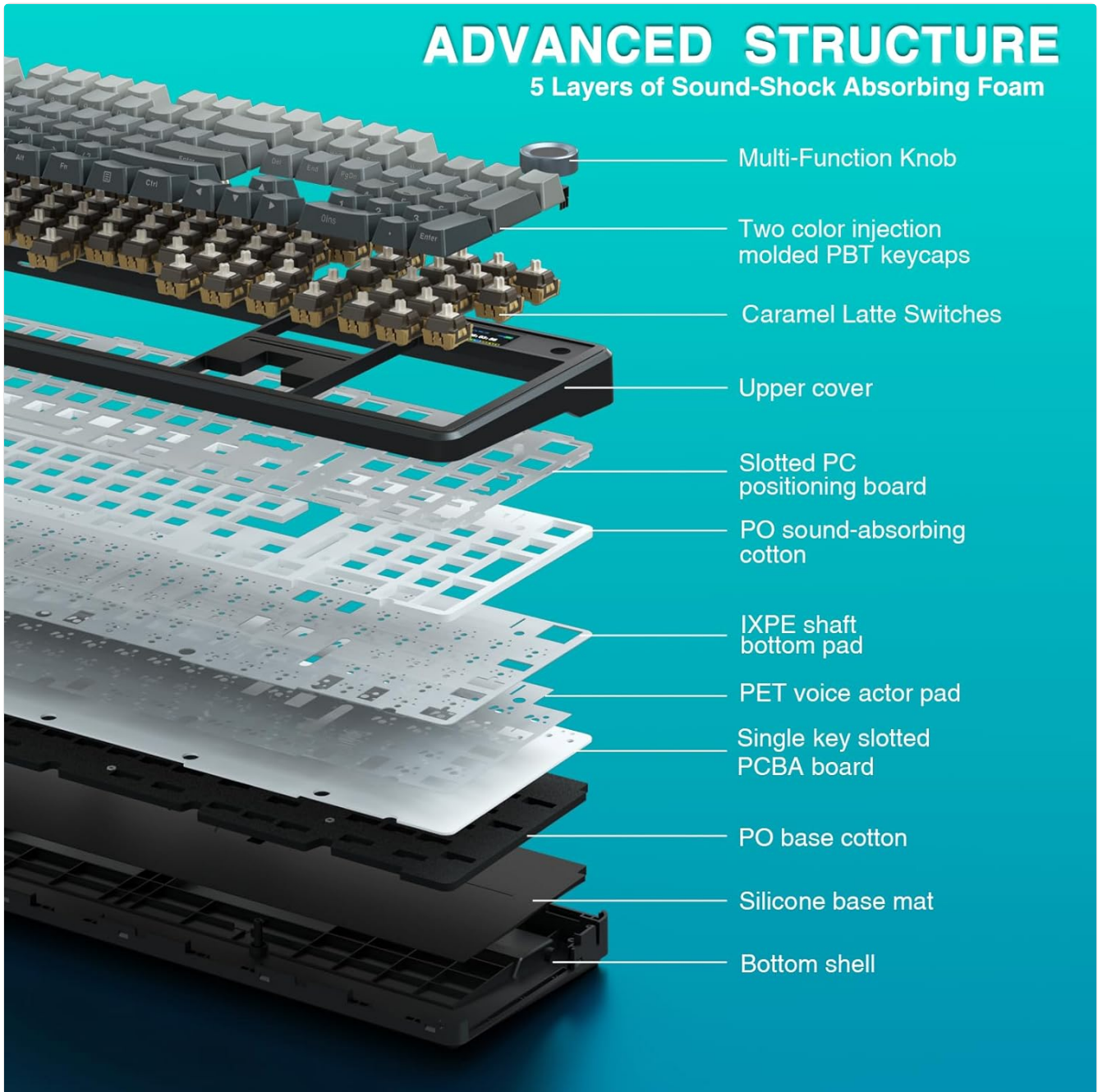


Image: An exploded view diagram of the AULA F108 PRO keyboard's internal components, highlighting the five layers of sound-shock absorbing foam and other structural elements.

5. MAINTENANCE

- **Cleaning:** Use a soft, dry cloth to wipe the keyboard surface. For deeper cleaning, remove keycaps using the

provided puller and use compressed air to clear debris. Avoid liquid cleaners directly on switches or electronics.

- **Battery Care:** To prolong battery life, avoid fully discharging the keyboard frequently. Charge it regularly, especially if not in use for extended periods. Store in a cool, dry place.
- **Keycap Care:** The two-color injection-moulded PBT keycaps are durable and fade-resistant. Clean them with a damp cloth if necessary, ensuring they are dry before reattaching.

6. TROUBLESHOOTING

6.1 Screen Display Issues (Chinese Language / Incorrect Time)

If the screen displays Chinese characters or the date/time is incorrect, refer to section 3.3 "Setting Screen Language and Time" for instructions on using the driver software or direct keyboard knob adjustment.

6.2 Connectivity Problems

- **2.4GHz Wireless:** Ensure the 2.4GHz receiver is securely plugged into a USB port on your computer. Verify the keyboard is in 2.4GHz mode (FN+~). Try a different USB port.
- **Bluetooth 5.0:** Ensure Bluetooth is enabled on your device. Verify the keyboard is in BT mode (FN+1/2/3) and paired correctly. Forget the device on your computer and re-pair if issues persist.
- **Wired Connection:** Ensure the USB-C cable is securely connected to both the keyboard and your computer. Try a different USB port or cable.

6.3 Driver Software Issues (Linux Systems)

As noted in the product description, in Linux systems, incompatible driver versions may cause abnormal F-zone functionality. This is a known phenomenon. The driver software is primarily designed for Windows systems and requires wired mode for full functionality.

6.4 Keys Not Responding / Double Typing

- Ensure the keyboard is fully charged or connected via USB-C.
- If a specific key is not responding, try hot-swapping the switch for that key with one of the included spare switches or another working switch to diagnose if the switch itself is faulty.
- Clean under the keycap to remove any debris that might be obstructing the switch.

7. SPECIFICATIONS

Feature	Detail
Model Number	AULA F108
Connectivity Technology	2.4GHz Wireless, BT5.0, USB-C
Keyboard Description	Mechanical
Number of Keys	108

Battery Capacity	8000mAh
Battery Life (Backlit ON)	Approx. 32 hours
Battery Life (Backlit OFF)	Approx. 76 hours
Keyboard Backlighting	RGB (16.8 million colors)
Keycaps	Side Printed PBT Keycaps (two-color injection-moulded)
Switches	Pre-lubed Linear Switches (Caramel Latte)
Hot-Swappable	Yes (3-pin or 5-pin switches)
Special Features	Smart TFT Color Display Screen, Multi-function Knob, Programmable Keys, Rechargeable
Compatible Devices	Laptop, PC, Gaming Console, Tablet, Smartphone
Operating Systems	Windows, Mac, iOS, Android
Item Weight	2.65 pounds
Package Dimensions	18.46 x 6.93 x 2.36 inches
Country of Origin	China

AULA F108 PRO WIRELESS MECHANICAL KEYBOARD



BT5.0/2.4G/Wired



Advanced structure



Pre-lubed Linear Switches



8000mAh Battery



PBT Keycaps



Hot Swappable



RGB Backlit



104 Keys Full Size Layout



LCD screen




Image: An infographic summarizing key features of the AULA F108 PRO, including BT5.0/2.4G/Wired connectivity, advanced structure, pre-lubed switches, 8000mAh battery, PBT keycaps, hot-swappable design, RGB backlight, 104 keys full size layout, and LCD screen.

8. WARRANTY AND SUPPORT

For warranty information and technical support, please refer to the official AULA website or contact AULA customer service directly. Keep your purchase receipt as proof of purchase for any warranty claims.

Official AULA Store on Amazon: [AULA Store](#)

