

## Mini 1080P WiFi Doorbell Camera

# Mini 1080P WiFi Doorbell Camera User Manual

Model: Mini 1080P WiFi Doorbell Camera | Brand: Generic

## INTRODUCTION

This user manual provides comprehensive instructions for the installation, operation, and maintenance of your Mini 1080P WiFi Doorbell Camera. Please read this manual carefully before using the product to ensure proper functionality and safety. This device offers advanced security features, including HD video, two-way audio, and remote access, designed to enhance your home's protection and convenience.

## PRODUCT OVERVIEW

The Mini 1080P WiFi Doorbell Camera is a smart wireless video doorbell designed for home security. It features a 1080P HD camera, two-way intercom, and WiFi connectivity for remote monitoring via the Tuya Smartlife APP.



Figure 1: Front view of the Mini 1080P WiFi Doorbell Camera, showing the camera lens, motion sensor, and doorbell button.

# Video doorbell



Figure 2: The Mini 1080P WiFi Doorbell Camera available in both black and white finishes, highlighting its compatibility with the Tuya and Smart Life applications for smart home integration.

## KEY FEATURES

- **HD 1080P Picture Quality:** Provides clear images and videos for effective doorway monitoring.
- **Wireless Connection:** Easy communication with your smartphone or tablet via WiFi for remote viewing.
- **Security Protection:** Equipped with intelligent detection and alert features for unusual activity or intrusion.
- **Interactive Intercom:** Built-in function for real-time two-way dialogue with visitors.
- **Tuya Smartlife APP Support:** Manage and control doorbell settings, including alarm settings and video playback, through the app.
- **Simple Installation:** Designed for easy mounting and connection to your Wi-Fi network.
- **Remote Access:** Monitor your doorway from anywhere with an internet connection.

- **Low Power Design:** Optimized for extended battery life and reduced power consumption.
- **Multi-User Sharing:** Share access to the doorbell camera with family or friends.
- **Waterproof Design:** Ensures proper operation even in adverse weather conditions.



*Figure 3: The doorbell camera features a waterproof design, ensuring durability and reliable performance in various weather conditions.*






Figure 4: Overview of the video doorbell's capabilities, including outside control, doorbell function, visitor viewing, wireless connectivity, power status, induction light, open door detection, and warning alerts.

## SETUP

---

### 1. Initial Charging

Before first use, fully charge the doorbell camera using the provided USB cable. A full charge ensures optimal performance and battery life.

### 2. App Download and Registration

1. Download the **Tuya Smartlife APP** from your smartphone's app store (iOS App Store or Google Play Store).
2. Open the app and register for a new account or log in if you already have one.

### 3. Device Pairing

1. Ensure your doorbell camera is powered on and in pairing mode (refer to the device's indicator light for status).
2. In the Tuya Smartlife APP, tap the "+" icon to add a new device.
3. Select "Video Surveillance" or "Smart Doorbell" from the device list.
4. Follow the on-screen instructions to connect the doorbell to your 2.4GHz Wi-Fi network. You may need to scan a QR code displayed on your phone with the doorbell camera.
5. Once connected, name your device and complete the setup process.



Figure 5: The doorbell camera establishing a wireless connection to a home network, indicating its WiFi configuration for remote access.

#### 4. Physical Installation

Choose a suitable location near your door, ensuring clear line of sight and good Wi-Fi signal strength. Use the provided mounting bracket and screws to securely fix the doorbell camera to the wall or door frame. Ensure the installation height allows for optimal viewing of visitors.

## OPERATING INSTRUCTIONS



## 1. Live View and Two-Way Audio

Open the Tuya Smartlife APP and select your doorbell device. You will see a live video feed from the camera. To speak with a visitor, tap the microphone icon in the app. To listen, ensure the speaker icon is enabled.

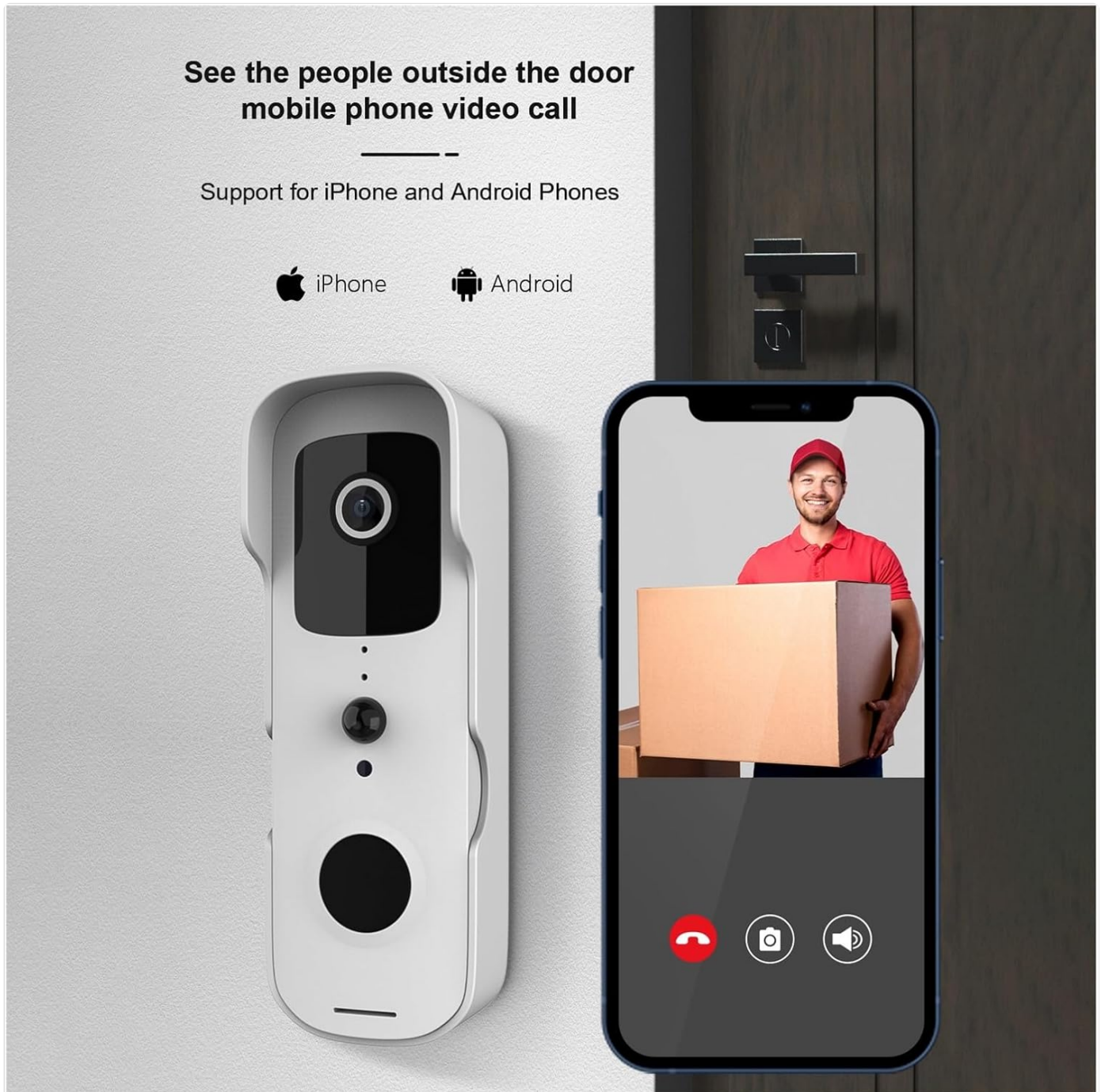


Figure 6: A mobile phone displaying a live video call from the doorbell camera, demonstrating the two-way communication feature compatible with both iPhone and Android devices.

## 2. Motion Detection and Alerts

The doorbell camera is equipped with PIR (Passive Infrared) detection to identify human and pet movement. When motion is detected, you will receive an instant notification on your smartphone. You can adjust the sensitivity of motion detection in the app settings to minimize false alerts.

# PIR Detection



Figure 7: Diagram illustrating the PIR detection capabilities of the doorbell camera, showing its ability to detect people, birds, and pets, while filtering out non-relevant movements like cars, wind, and insects.

## 3. Video Recording and Playback

The doorbell camera supports local storage (via microSD card, not included) or cloud storage (subscription may be required) for recording events. Access recorded videos through the Tuya Smartlife APP's playback function.

## 4. Multi-User Sharing

To share access with family members, navigate to the device settings in the Tuya Smartlife APP and select "Share Device." You can invite other users to view the live feed and receive alerts.

## MAINTENANCE

- **Cleaning:** Gently wipe the camera lens and body with a soft, damp cloth. Do not use harsh chemicals or abrasive



- cleaners.
- **Battery Life:** The low power design extends battery life. Recharge the device when the battery indicator in the app shows low power.
  - **Firmware Updates:** Periodically check the Tuya Smartlife APP for available firmware updates to ensure optimal performance and security.

## TROUBLESHOOTING

Problem	Possible Cause	Solution
Device won't connect to Wi-Fi.	Incorrect Wi-Fi password; 5GHz Wi-Fi network; weak signal.	Ensure correct 2.4GHz Wi-Fi password; move doorbell closer to router; restart router.
No motion detection alerts.	Motion detection disabled; low sensitivity; app notifications off.	Enable motion detection in app; increase sensitivity; check phone notification settings.
Poor video quality.	Weak Wi-Fi signal; dirty lens.	Improve Wi-Fi signal strength; clean camera lens.
Two-way audio not working.	Microphone/speaker muted in app; network issues.	Check app audio settings; ensure stable internet connection.

## SPECIFICATIONS







- **Model:** Mini 1080P WiFi Doorbell Camera
- **Video Resolution:** 1080P HD
- **Connectivity:** Wi-Fi (2.4GHz only)
- **App Support:** Tuya Smartlife APP
- **Motion Detection:** PIR (Passive Infrared)
- **Audio:** Two-way intercom
- **Power:** Low power consumption design (battery operated)
- **Waterproof:** Yes
- **Manufacturer:** YUD5DAS
- **Country of Origin:** China
- **ASIN:** B0F2M93Y7F

## WARRANTY AND SUPPORT

For warranty information and technical support, please refer to the contact details provided by your retailer or visit the official Generic brand website. Keep your purchase receipt as proof of purchase for warranty claims.



Related Documents - Mini 1080P WiFi Doorbell Camera

	<p><a href="#">Digital High-definition WiFi Doorbell Operation Instructions</a></p> <p>This user manual provides detailed operation instructions for the Digital High-definition WiFi Doorbell by Tuya. It covers installation, setup, features like 1080p HD video, night vision, app remote control, two-way intercom, motion detection, and product parameters for smart home security.</p>
	<p><a href="#">Smart Video Doorbell 1080P FHD Quick Start Guide</a></p> <p>A quick start guide for the Smart Video Doorbell 1080P FHD, covering setup, installation, features, specifications, and troubleshooting. Learn how to connect, charge, and use your smart doorbell.</p>
	<p><a href="#">Standalone WiFi Doorbell Operation Instruction Manual</a></p> <p>This manual provides detailed operation instructions for the Standalone WiFi Doorbell, covering specifications, parameters, network settings, functions, app connection methods, administrator operations, user card management, and wiring diagrams.</p>
	<p><a href="#">Tuya Smart IP Video Doorbell: Installation and Operation Guide</a></p> <p>A comprehensive guide detailing the installation, setup, and operation of the Tuya Smart 1080P IP Video Doorbell system, including app integration, network configuration, and device management.</p>
	<p><a href="#">WiFi Video Doorbell User Guide - Tuya Version   Installation, Setup, and App Guide</a></p> <p>Comprehensive user guide for the Tuya Version WiFi Video Doorbell. This guide covers product features, installation instructions (pasting and drilling), app download and setup, device binding, USB chime manual, and essential user tips for a secure smart home.</p>
	<p><a href="#">Tuya Smart Video Doorbell Quick Start Guideline - Installation and Setup</a></p> <p>Comprehensive quick start guide for the Tuya Smart Video Doorbell. Learn how to install, connect to the app, and configure your smart doorbell for enhanced home security and communication.</p>