

ORSDA T93

ORSDA Intelligent Voice Timing Touch Control Cat Toy Ball T93 User Manual

Model: T93

1. INTRODUCTION

Thank you for choosing the ORSDA Intelligent Voice Timing Touch Control Cat Toy Ball. This interactive toy is designed to engage your cat with automatic movement, various sounds, and intelligent features. Please read this manual carefully to ensure proper use and maintenance of your product.

2. SAFETY INFORMATION

- This product is intended for pet use only. Keep out of reach of small children.
- Inspect the toy regularly for damage. Discontinue use if any part is broken or detached to prevent choking hazards.
- Ensure the charging port is dry before connecting the charging cable.
- Do not attempt to disassemble or repair the toy yourself. Contact customer support if issues arise.

3. PACKAGE CONTENTS

Verify that all items are present in your package:

- 1x ORSDA Cat Toy Ball Body
- 2x Interchangeable Accessory Tails
- 1x Type-C Charging Cable (not explicitly listed but implied by 'Type-C interface')



Image 3.1: The ORSDA Cat Toy Ball with its included accessory tails.

4. SETUP

4.1 Charging the Toy

The ORSDA Cat Toy Ball features a built-in lithium-ion rechargeable battery. Before first use, fully charge the toy.

1. Locate the Type-C charging port on the toy.
2. Connect the provided Type-C charging cable to the toy and a compatible USB power source (e.g., computer, wall adapter).
3. The indicator light will show charging status (refer to product packaging or quick start guide for specific light indicators).
4. Once fully charged, disconnect the cable.

4.2 Attaching Accessory Tails

The toy comes with two interchangeable tails to vary playtime.

1. Select your desired accessory tail.

2. Align the attachment point of the tail with the designated slot on the toy ball.
3. Gently push and twist until the tail is securely fastened.

5. OPERATING INSTRUCTIONS

5.1 Activation Modes

The toy offers multiple ways to activate and engage your cat:

- **Touch Activated:** The toy is equipped with a sensitive touch sensor. A light touch from your cat's paw will activate the ball, causing it to start moving.
- **Timed Activation:** The toy features a timer function. It will automatically activate for 1 minute every 3 hours. If your cat continues to play with the ball, it will remain active.
- **Voice Activated (Easy Search):** If the ball gets lost or stuck, simply clap your hands within approximately 3.3 feet (1 meter) to activate it. The ball will start moving again, making it easier to locate.



Image 5.1: The ORSDA Cat Toy Ball activates via touch, voice, or automatically every 3 hours.

Just A Light Touch To Get Moving



Specially Customized More Sensitive chip for Fur Paws



Image 5.2: The toy ball is designed with a sensitive chip for paw activation.

5.2 Sound Attraction

The toy incorporates four distinct sound effects to stimulate your cat's senses:

- Mouse Squeaks
- Bird Calls
- Frog Croaks
- Food Dropping Sounds

4 Sounds Attract Cats' Attention



Image 5.3: The toy produces four engaging sounds to attract cats.

5.3 Movement Modes

The toy offers three interaction modes designed for different cat personalities:

- **Fast Speed:** Ideal for brave and energetic cats or energetic puppies.
- **Slow Speed:** Suitable for cats trying the toy for the first time or those who prefer a calmer pace.
- **Interactive Mode:** For outgoing and energetic cats, providing varied and engaging movement patterns.

3 Interaction Modes

Designed for Different Pets' Personalities



Fast Speed

Brave and Energetic
Cats / Energetic Puppy



Slow Speed

First Trial Cats



Interactive Mode

Outgoing and Energetic Cats



Image 5.4: The toy features three distinct movement modes.

5.4 Automatic Obstacle Avoidance

The toy is equipped with an automatic obstacle avoidance function. When it encounters an obstacle, it will intelligently reroute itself to continue playing, preventing it from getting stuck under furniture.

Intelligent Microchip in-built

Easy Search

Clap to wake it up about 3.3 ft

Automatic Obstacle Avoidance

Intelligently reroutes when it hits obstacles



Image 5.5: The toy's intelligent microchip enables automatic obstacle avoidance and easy search.

5.5 Do Not Disturb Mode

To ensure peaceful sleep for both you and your pet, the toy includes a 'Do Not Disturb' mode. In this mode, the ball will not activate automatically at night, and sound and light features are suppressed.

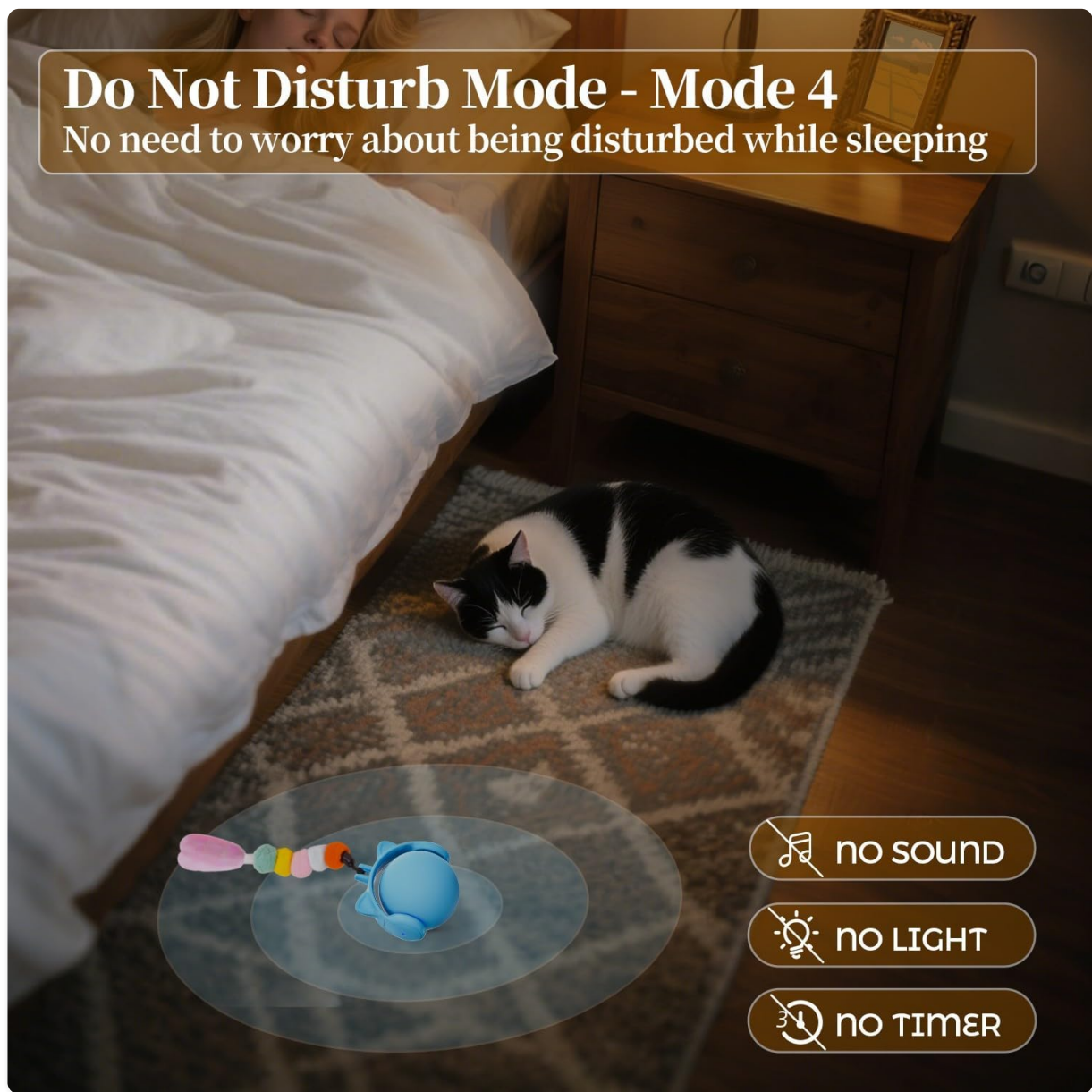


Image 5.6: The 'Do Not Disturb' mode prevents activation during nighttime hours.

6. MAINTENANCE


6.1 Cleaning Hair

Over time, pet hair may accumulate on the toy's moving parts. Follow these steps to clean it:

1. Gently pull off the cover of the toy.
2. Carefully remove any accumulated hair from the internal mechanism.
3. Reinstall the cover, ensuring it is securely in place.

How to Clean Hair

1. Pull the Cover Off



2.Hair Removal

3.Peach Heart to Peach Heart Pattern Installation



Image 6.1: Instructions for cleaning pet hair from the toy's mechanism.

7. TROUBLESHOOTING

- **Toy not moving:** Ensure the toy is fully charged. Activate by touching it or clapping within 3.3 feet.
- **Toy gets stuck frequently:** While the toy has obstacle avoidance, ensure the play area is relatively clear of excessive clutter.
- **Toy activates at night:** Verify that the 'Do Not Disturb' mode is active.
- **Sounds are not working:** Check battery level. If fully charged and sounds are still absent, contact customer support.

8. SPECIFICATIONS

Feature	Specification
Model Name	T93
Item Weight	4.8 ounces
Item Dimensions (LxWxH)	2.3 x 1.5 x 3.9 inches





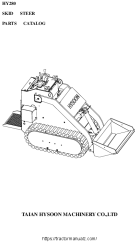
Material	Silica gel
Power Source	Built-in Lithium-ion Rechargeable Battery (Type-C charging)
Activation Methods	Touch, Voice (Clap), Timed (1 min every 3 hours)
Sound Effects	Mouse Squeaks, Bird Calls, Frog Croaks, Food Dropping
Special Features	Automatic Obstacle Avoidance, Do Not Disturb Mode

9. WARRANTY AND SUPPORT

ORSDA provides a standard warranty for this product. For detailed warranty information, product support, or to report any issues, please refer to the warranty card included with your purchase or visit the official ORSDA website. Please retain your proof of purchase for warranty claims.

© 2025 ORSDA. All rights reserved.

Related Documents - T93

	<p>ORSDA T62 3-in-1 Interactive Cat Toy User Guide</p> <p>Comprehensive user guide for the ORSDA T62 3-in-1 interactive cat toy, detailing its features, operation, safety precautions, and troubleshooting for indoor cats.</p>
	<p>ORSDA T60 2-in-1 Interactive Cat Toy User Manual</p> <p>Comprehensive user manual for the ORSDA T60 2-in-1 Interactive Cat Toy, detailing safety information, operating instructions, play modes, battery replacement, and warranty.</p>
	<p>Shenzhen DieWei T93 Smart Watch FCC Compliance and RF Exposure Information</p> <p>Detailed information regarding FCC compliance, operational conditions, and RF exposure requirements for the Shenzhen DieWei T93 Smart Watch (Model: 2BALR-T93).</p>
	<p>TRIPLTEK T93 Rugged Tablet User Manual - Setup, Features, and Specifications</p> <p>Comprehensive user manual for the TRIPLTEK T93 rugged tablet. Covers setup, SIM/SD card installation, device customization, app usage, specifications, safety precautions, and FCC statements. Learn how to use your TRIPLTEK T93 for optimal performance.</p>
	<p>HY280 Skid Steer Loader Parts Catalog - Taian Hysoon Machinery Co., Ltd.</p> <p>Comprehensive parts catalog for the HY280 Skid Steer Loader manufactured by Taian Hysoon Machinery Co., Ltd., detailing all assemblies, components, and part numbers.</p>



[Massimo MSU 850 Parts Manual 2019](#)

Official parts manual for the Massimo MSU 850 utility vehicle, featuring detailed diagrams and part numbers for maintenance and repair.