

## SABLUTE KC782

# SABLUTE KC782 Large Print Backlit Keyboard User Manual

Model: KC782

## INTRODUCTION

This manual provides detailed instructions for the setup, operation, and maintenance of your SABLUTE KC782 Large Print Backlit Keyboard. Please read this manual thoroughly before using the product to ensure proper function and longevity. This keyboard is designed for enhanced visibility and comfortable typing across various computing environments.

## WHAT'S IN THE BOX

- SABLUTE KC782 Large Print Backlit Keyboard
- User Manual

## SETUP

### Connecting the Keyboard

The SABLUTE KC782 keyboard is a plug-and-play device. No special drivers are required for most operating systems.

1. Locate an available USB-A port on your computer (desktop, laptop, PC).
2. Insert the USB-A connector of the keyboard cable into the USB-A port.
3. The keyboard will be automatically recognized by your operating system and ready for use.



Image: The SABLUTE KC782 keyboard connected via USB, featuring its large print keys and integrated device holder.

## OPERATING INSTRUCTIONS

---

### Backlight Control

The keyboard features a 7-color LED backlight with adjustable brightness and two lighting modes.

- **One-Key Adjustment:** Use the dedicated backlight control key (often located near the number pad or function keys) to cycle through backlight settings.
- **Color Selection:** Press the backlight control key to change between 7 vibrant colors.
- **Brightness Levels:** The backlight offers 3 brightness levels. Adjust by pressing the backlight control key or using a combination with the 'Fn' key if indicated on the keyboard.
- **Lighting Modes:** Switch between static (solid color) and gradient (color cycling) modes using the backlight control key.
- **Backlight On/Off:** Press and hold the backlight control key, or use a specific key combination, to turn the backlight on or off.

# EASILY ADJUST BACKLIGHT

One Key To Change, No Combos, Simple For Seniors!



Image: Demonstrating the single-key backlight adjustment for easy control of colors and modes.

# 7 COLORS OPTIONS

Pick Your Favorite Color



## 3 Brightness levels

Image: The keyboard offers 7 distinct backlight color options to suit user preference.

### Backlight Memory Function

The keyboard is equipped with a memory function that retains your last backlight settings. After powering off or rebooting your computer, the backlight brightness, color, and mode will automatically restore to your previously selected configuration.

# BACKLIGHT MEMORY FUNCTION

Sets Once, Stays Set. No Reset, All Ease



Set



Reboot



Remember



Image: The backlight memory function ensures your preferred settings are retained even after a system restart.

## Integrated Device Holder

The keyboard features a built-in holder designed to accommodate smartphones and tablets up to 11.5 inches. This allows for convenient multitasking, keeping your mobile devices visible and accessible while typing.



Image: The integrated device holder supports phones and tablets for enhanced productivity.

## Ergonomic Design

The keyboard is designed with user comfort in mind, featuring a wrist rest and foldable stands for adjustable typing angles.

- **Wrist Rest:** The integrated wrist rest helps reduce strain during extended typing sessions.

- **Foldable Stands:** Unfold the stands at the back of the keyboard to achieve an optimal typing angle, further enhancing ergonomic comfort.

# ERGONOMIC WRIST REST DESIGN

60% Less Pressure Keyboards With Adjustable  
Angles For Healthier Typing

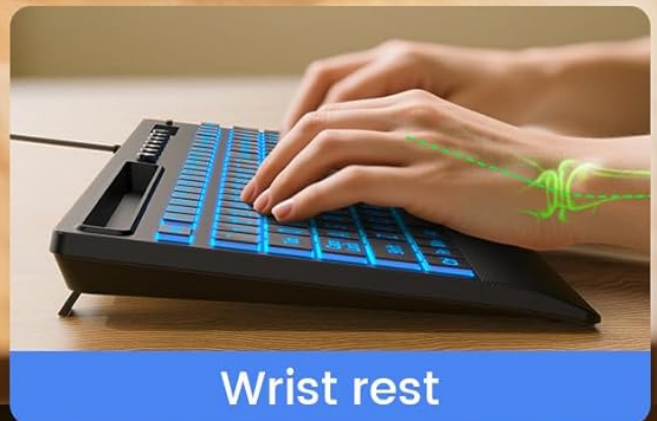



Image: The keyboard's ergonomic design, including a wrist rest and adjustable angle, promotes comfortable typing.

## Multimedia Keys

The keyboard includes dedicated multimedia keys for quick access to common functions such as volume control, playback, and media applications. These keys are typically located above the function row (F1-F12).

## COMPATIBILITY

---

The SABLUTE KC782 keyboard is compatible with a wide range of operating systems:

- Windows 2000/XP/7/8/10
- Vista
- Raspberry Pi 3/4
- Mac OS (Note: Multimedia keys may not be fully compatible with Mac OS)

## MAINTENANCE

---

To ensure the longevity and optimal performance of your keyboard, follow these maintenance guidelines:

- **Cleaning:** Use a soft, dry cloth to wipe the surface of the keyboard. For deeper cleaning, a slightly damp cloth with mild soap can be used, ensuring no liquid enters the key switches or internal components.
- **Dust Removal:** Use compressed air to remove dust and debris from between the keys.
- **Avoid Liquids:** Do not spill liquids on the keyboard. In case of accidental spills, immediately disconnect the keyboard from your computer and allow it to dry completely before reconnecting.
- **Storage:** Store the keyboard in a cool, dry place away from direct sunlight and extreme temperatures.

## TROUBLESHOOTING

---

If you encounter issues with your SABLUTE KC782 keyboard, please refer to the following common solutions:

- **Keyboard Not Responding:**
  - Ensure the USB cable is securely connected to both the keyboard and the computer.
  - Try connecting the keyboard to a different USB port on your computer.
  - Restart your computer.
  - Test the keyboard on another computer to determine if the issue is with the keyboard or the original computer.
- **Backlight Not Working or Incorrect:**
  - Press the backlight control key to ensure it is turned on and to cycle through colors and brightness levels.
  - If the backlight memory function is active, ensure your desired settings were saved correctly before the last power cycle.
- **Keys Not Registering:**
  - Check for any debris or obstructions under the affected keys.
  - Ensure the keyboard is clean and free from spills.

If these steps do not resolve the issue, please contact customer support for further assistance.

## SPECIFICATIONS

---

Product Dimensions	16.85 x 7.44 x 1.42 inches (42.8 x 18.9 x 3.6 cm)
--------------------	---

Item Weight	1.85 pounds (0.84 kg)
Connectivity Technology	USB-A Wired
Keyboard Description	Large Print Backlit Keyboard with Backlight Memory Function, Wrist Palm, 7-Color Lighted, Phone Stand
Backlight Colors	7 Colors (RGB)
Brightness Levels	3
Lighting Modes	Static, Gradient
Compatible Devices	Laptop, PC, Windows, Mac (Note: Multimedia keys may not be fully compatible with Mac OS), Raspberry Pi 3/4
Special Features	Large Print keys, Backlight Memory Function, Hotkeys and Media Keys, One-Key Backlight Adjustment, Wrist Rest, Phone/Tablet Holder

# FULL SIZE KEYBOARD FOR LAPTOPS & PC


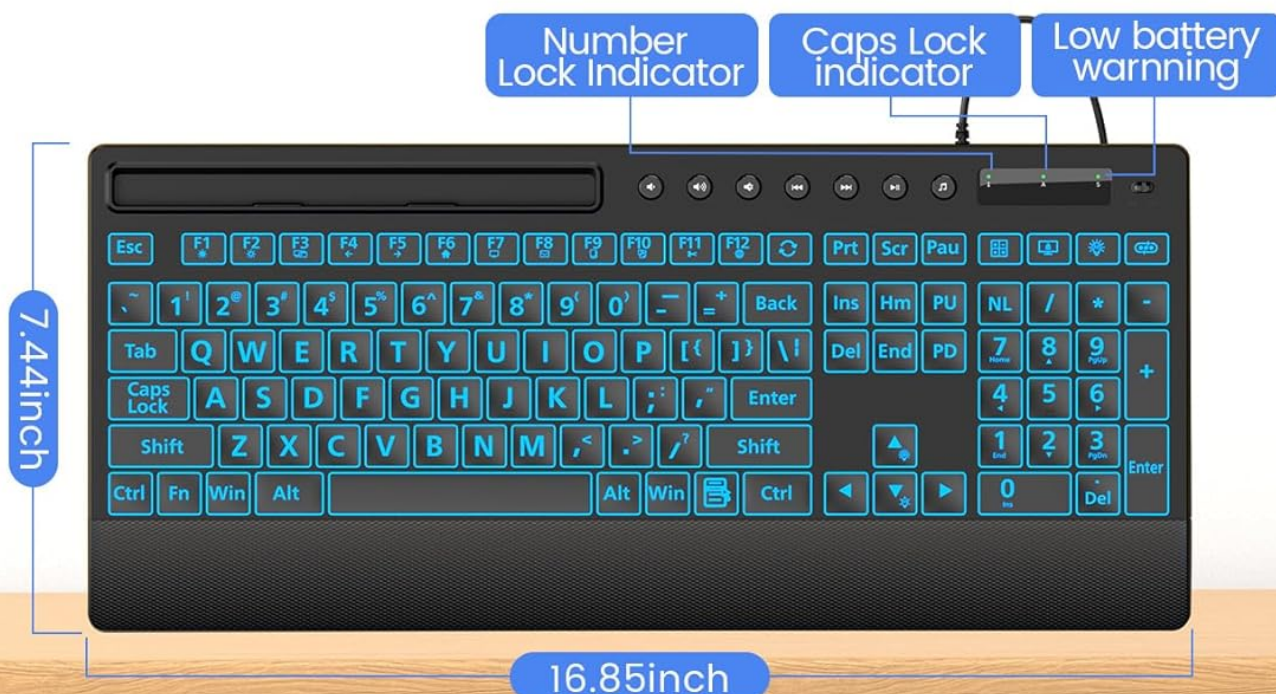


Image: Detailed view of the keyboard's dimensions and physical features.

## WARRANTY AND SUPPORT

SABLUTE is committed to providing quality products and customer satisfaction. Your KC782 keyboard comes with the following support:

- **Replacement Policy:** 90-day replacement for eligible issues.
- **Manufacturer Warranty:** 360-day manufacturer warranty.
- **Brand Care:** Dedicated brand care support.

Contact Information

For product consultation, quick repairs, accessory redelivery, returns, or exchanges, please contact us:

- **Email Support:** [sabluteservices@outlook.com](mailto:sabluteservices@outlook.com)
- **Phone Support (US):** +1-213-296-1273 (Monday-Friday, 9 AM-1 PM PST, 2 PM-6 PM PST)

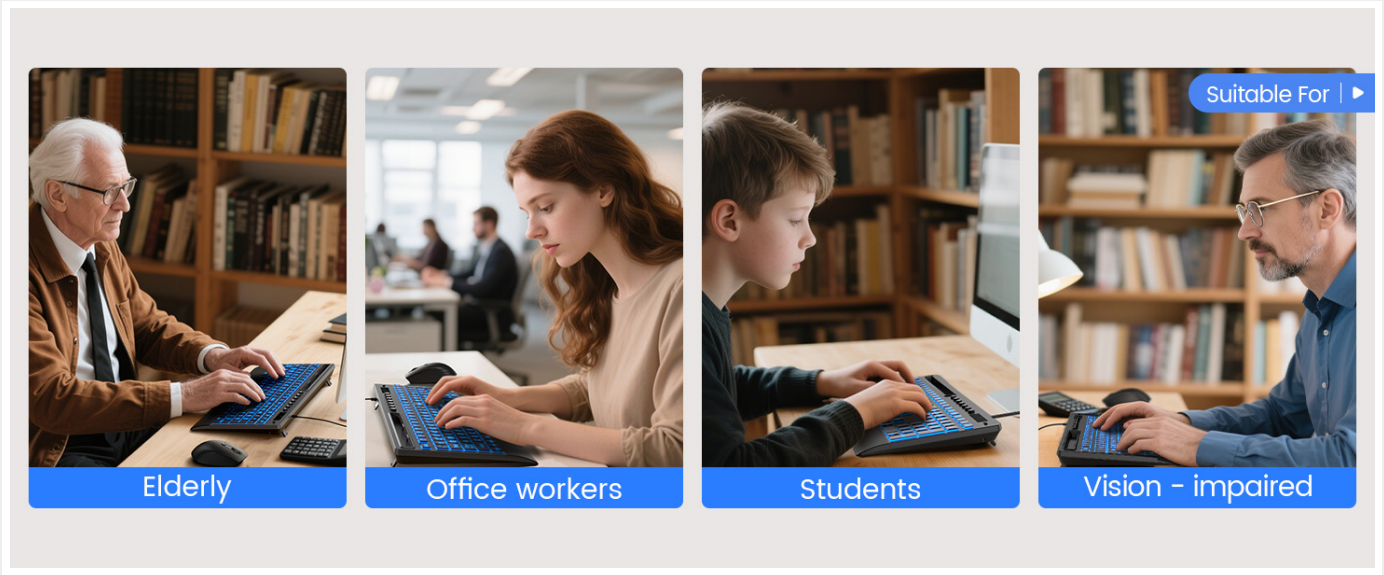





Image: SABLUTE customer support information and services.



© 2025 SABLUTE. All rights reserved.

Related Documents - KC782

	<p><a href="#">Sablute Tri-Mode Backlit Mechanical Keyboard User Manual</a></p> <p>Comprehensive user manual for the Sablute Tri-Mode Backlit Mechanical Keyboard, covering setup, connectivity options (Bluetooth, 2.4G, wired), backlighting features, multimedia controls, and troubleshooting. Includes product specifications and safety warnings.</p>
	<p><a href="#">Sablute Wireless Keyboard and Mouse Combo User Manual</a></p> <p>User manual for the Sablute 2.4G Wireless Keyboard and Mouse Combo, detailing setup, features, LED indicators, charging instructions, troubleshooting, and FAQs. Includes product specifications and compatibility information.</p>
	<p><a href="#">Sablute V890 Wireless Mouse User Manual</a></p> <p>User manual for the Sablute V890 Wireless Mouse, including setup instructions, FAQ, troubleshooting, and product specifications.</p>

	<p><a href="#">Sablute CK23 Wireless Keyboard and Mouse Combo User Manual</a></p> <p>Comprehensive user manual for the Sablute CK23 wireless keyboard and mouse combo, including setup instructions, frequently asked questions, product specifications, and FCC compliance information.</p>
	<p><a href="#">Sablute Wireless Keyboard Combo User Manual</a></p> <p>Comprehensive user manual for the Sablute Wireless Keyboard Combo (MA31), covering setup, functions, troubleshooting, and FCC compliance.</p>
	<p><a href="#">Sablute KM41 Pro Wireless Keyboard Combo User Manual</a></p> <p>User manual for the Sablute KM41 Pro 2.4GHz wireless keyboard and mouse combo. Includes setup instructions, shortcut key functions, LED indicator explanations, troubleshooting tips, and technical specifications.</p>