

## Uthfy HY12GWH230

# Uthfy HY12GWH230 Split Air Conditioner User Manual

Model: HY12GWH230 | Brand: Uthfy

## 1. INTRODUCTION

This manual provides essential information for the safe and efficient operation, installation, and maintenance of your Uthfy HY12GWH230 Split Air Conditioner. This 12000 BTU mini split air conditioner with heat pump functionality is designed to provide year-round comfort for spaces up to 750 sq. ft. Please read this manual thoroughly before installation and use, and retain it for future reference.



Image 1.1: Uthfy Split Air Conditioner/Heating System providing comfort in a living space.

## 2. KEY FEATURES

- **Energy-Efficient Cooling and Heating:** ETL-certified 1-ton high-power compressor with inverter heat pump for year-round comfort, covering up to 750 sq. ft. Reduces energy bills by approximately 25% with a 19 SEER2 rating.
- **Intelligent Inverter Technology:** Adjusts power frequency to reduce compressor wear, extending lifespan by 30% and ensuring stable temperature control.
- **Versatile Operating Modes:** Features 7 working modes (Cool, Heat, Fan, Dry, Auto, Sleep, ECO) and 4 fan speeds (Low, Mid, High, Auto).
- **Ultra-Quiet Operation:** Operates as low as 25 dB at low speed, ensuring a peaceful environment.
- **Smart Functions:** Includes a 24-hour timer, Sleep mode, ECO mode, Swing mode, Turbo function, and a display screen that can be turned off.
- **Eco-Friendly Refrigerant:** Pre-filled with R32 refrigerant.
- **Self-Cleaning Function:** Automatically cleans the interior unit to maintain air quality.
- **Robust Construction:** Designed to withstand various weather conditions, from extreme heat (up to 131°F) to cold (down to -4°F).

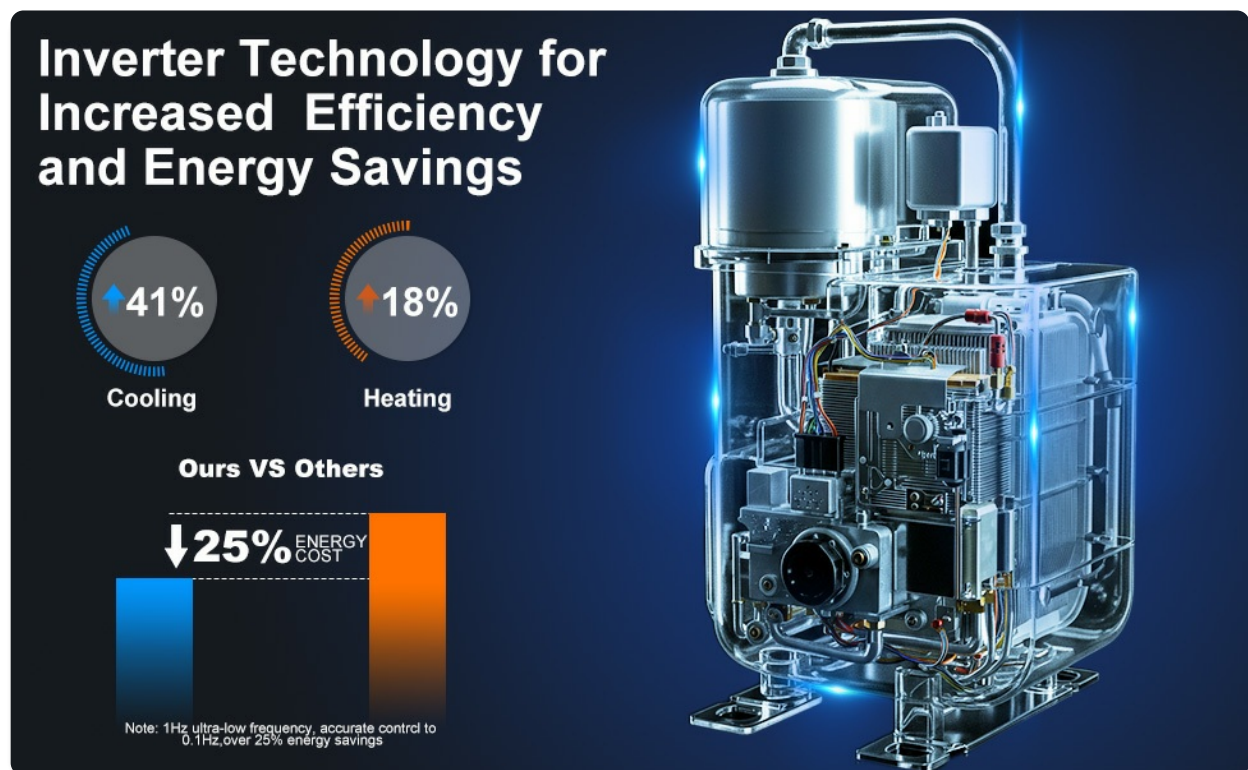


Image 2.1: Inverter Technology for increased efficiency and energy savings.

Image 2.2: Robust material designed to withstand various harsh weather conditions.

## 3. SETUP AND INSTALLATION

The Uthfy HY12GWH230 Split Air Conditioner system includes both indoor and outdoor units, along with a complete installation kit. For optimal performance and safety, **professional installation is strongly advised**.

### 3.1 Included Components

Your package is shipped in two separate boxes to prevent transit damage. Please ensure all components listed below are present before beginning installation:

1. Indoor Unit
2. Outdoor Unit
3. Refrigerant Pipe
4. Drain Hose
5. Power Cable
6. Drain Joint
7. Screws
8. Anchors
9. Remote Control
10. User Manual (this document)
11. Wall Cap
12. Type (unspecified component)
13. Sealing Gum
14. Mounting Plate
15. Bracket Template

## Packaged in Two Separate Boxes



Image 3.1: All components included in the Uthfy HY12GWH230 package. Professional installation is required.

### 3.2 Pre-Installation Checks

- Verify the electrical supply meets the unit's requirements (230V).
- Ensure the installation area for both indoor and outdoor units is structurally sound and provides adequate clearance for airflow and maintenance.
- Confirm the refrigerant lines and electrical connections are correctly sized and routed according to local codes.





## 4. OPERATING INSTRUCTIONS

Your Uthfy HY12GWH230 Split Air Conditioner is controlled via the included multifunction remote control. Familiarize yourself with the remote's buttons and functions for optimal use.

# Instant Comfort by Remote Control, Anywhere in the Room



## Multiple Modes

-  Turbo Mode
-  Swing Mode
-  Mute Mode
-  Sleep Mode
-  ECO Mode
-  Fan Mode

## 4 Wind Speeds

-  LOW
-  Mid
-  High
-  Auto

## More Features

-  Self-Cleaning
-  24H Timer
-  Screen Off

Image 4.1: Remote control for instant comfort, showing multiple modes, fan speeds, and features.

## 4.1 Basic Operation

- Power On/Off:** Press the **POWER** button to turn the unit on or off.
- Mode Selection:** Press the **MODE** button to cycle through available modes: Cool, Heat, Fan, Dry, Auto.
- Temperature Adjustment:** Use the **TEMP UP/DOWN** buttons to set your desired temperature.
- Fan Speed:** Press the **FAN** button to select fan speed: Low, Mid, High, or Auto.

## 4.2 Advanced Functions

- Sleep Mode:** Activates a quiet operation setting, gradually adjusting temperature for comfortable sleep. Press the **SLEEP** button.
- ECO Mode:** Optimizes energy consumption while maintaining comfort. Press the **ECO** button.
- Swing Mode:** Controls the louver direction for even air distribution. Press the **SWING** button.
- Turbo Function:** Provides rapid cooling or heating to reach the desired temperature quickly. Press the **TURBO** button.
- 24-Hour Timer:** Set the unit to turn on or off automatically within a 24-hour period. Refer to the remote control section of the full manual for detailed timer programming.

- **Screen Off:** The display screen on the indoor unit can be turned off to avoid light disturbance, especially during sleep.

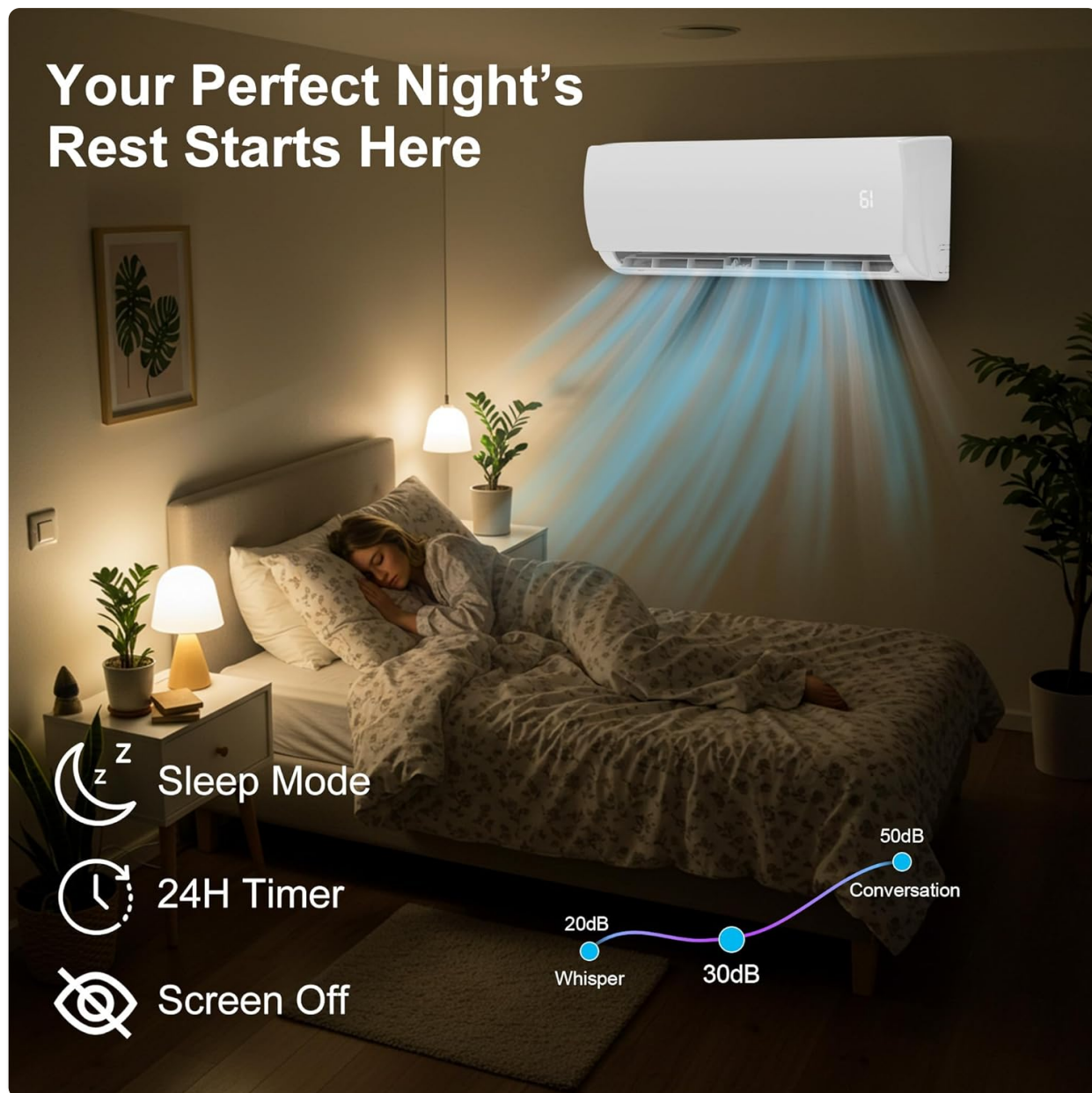


Image 4.2: Sleep Mode and quiet operation for a perfect night's rest.



Image 4.3: The 4-in-One Air Conditioner modes: Fan, Cooling, Heating, and Dry.

## 5. MAINTENANCE

Regular maintenance ensures the longevity and efficient operation of your Uthfy Split Air Conditioner. Always disconnect power before performing any maintenance.

### 5.1 Filter Cleaning

The unit features easily accessible filters for cleaning. Regular cleaning of these filters is crucial for maintaining air quality and unit efficiency.

1. Open the front panel of the indoor unit.
2. Carefully remove the air filters.
3. Clean the filters using a vacuum cleaner or wash them with lukewarm water and a mild detergent.
4. Allow filters to dry completely before re-installing.
5. Re-install the filters and close the front panel.



## Clean Easier, Breathe Healthier

Pure Clean technology ensures that the air you breathe remains fresh and clean

**Top Opened Filter**

**Healthy Filters**

Image 5.1: Location of top-opened and healthy filters for easy cleaning.

### 5.2 Automatic Self-Cleaning

This ductless air conditioner can automatically clean its interior. Refer to your remote control instructions for activating the self-clean function. This feature helps keep the air in your home fresh and clean by preventing mold and bacteria buildup.

### 5.3 Professional Servicing

It is recommended to have your unit inspected and serviced by a qualified technician annually to ensure all components are functioning correctly, refrigerant levels are optimal, and the system is free from leaks or blockages.

## 6. TROUBLESHOOTING

Before contacting customer support, please review the following common issues and solutions:

Problem	Possible Cause	Solution
Unit does not turn on	No power supply; Remote control batteries low; Circuit breaker tripped.	Check power connection; Replace remote batteries; Reset circuit breaker.
Insufficient cooling/heating	Dirty air filters; Temperature setting incorrect; Obstruction to airflow; Room size exceeds capacity.	Clean air filters; Adjust temperature; Remove obstructions; Ensure unit is appropriate for room size.
Unusual noise	Loose parts; Fan obstruction; Unit not level.	Inspect for loose parts; Clear fan area; Ensure unit is installed on a level surface.
Water leakage	Clogged drain hose; Improper installation.	Clear drain hose; Contact a professional for inspection.

If the problem persists after attempting these solutions, please contact Uthfy customer support.

## 7. SPECIFICATIONS

Detailed technical specifications for the Uthfy HY12GWH230 Split Air Conditioner:

Feature	Specification
Model Number	HY12GWH230
Brand	Uthfy
Cooling Capacity	12000 BTU
Heating Capacity	12000 BTU/h
SEER2 Rating	19
HSPF2 Rating	8.5
Voltage	230 Volts
Wattage	12000 watts (Max Input Power 1500W)
Noise Level	25 Decibels (at low speed)
Recommended Floor Area	Up to 750 Square Feet
Number of Fan Speeds	4
Refrigerant Type	R32 (Pre-filled)
Material	Metal
Mounting Type	Wall Mount
Product Dimensions (Indoor Unit)	82 x 30.3 x 20.9 cm (32.3" x 11.9" x 8.2")
Product Dimensions (Outdoor Unit)	78 x 33 x 60 cm (30.7" x 13" x 23.7") - <i>Estimated from image</i>
Item Weight	33.49 kg (73.83 Pounds)
Included Components	Remote Control, Installation Kit



Image 7.1: Dimensions and key performance specifications of the Uthfy HY12GWH230.

## 8. WARRANTY AND SUPPORT

For warranty information, please refer to the documentation provided with your purchase or contact Uthfy customer support directly. Uthfy is committed to providing reliable products and support.

### 8.1 Customer Support

If you encounter any issues or have questions regarding your Uthfy HY12GWH230 Split Air Conditioner, please contact our customer support team. Contact details can typically be found on the Uthfy official website or on your purchase receipt.

