



[Manuals.plus](#) /

> [Dell](#) /

> Dell 14 Plus Laptop DB14250-14-inch 16:10 2.5K (2560x1600) Display, Intel Core Ultra 7-256V, 16GB LPDDR5X RAM, 1TB SSD, Intel Arc Graphics, Backlit Copilot Key Keyboard - Previously Inspiron Ultra Core 7 16 GB 1 TB Intel Arc Graphics 14.0 2.5K

Dell LDB14250-7487BLU-PUS

Dell 14 Plus Laptop DB14250 User Manual

Comprehensive guide for your Dell 14 Plus Laptop, featuring Intel Core Ultra processors and AI capabilities.

INTRODUCTION

This manual provides essential information for setting up, operating, maintaining, and troubleshooting your Dell 14 Plus Laptop DB14250. Designed for productivity and powered by Intel Core Ultra processors, this laptop offers advanced AI experiences and long battery life for on-the-go multitasking. Please read this guide thoroughly to ensure optimal performance and longevity of your device.



Figure 1: Front view of the Dell 14 Plus Laptop DB14250.

WHAT'S IN THE BOX

Upon unboxing your Dell 14 Plus Laptop, verify that all components are present:

- Dell 14 Plus DB14250 Laptop
- 65W Type-C Adapter
- Power Cord
- Documentation (including this manual)

SETUP GUIDE

1. Initial Power On and Charging

Before first use, connect the 65W Type-C adapter to your laptop and a power outlet. Allow the battery to charge fully. The power indicator light will show charging status.

2. Operating System Setup (Windows 11 Home)

Upon powering on for the first time, you will be guided through the Windows 11 Home setup process. Follow the on-screen prompts to configure language, region, network connection, and user accounts.



Figure 2: Windows 11 Home operating system logo.

3. Port Overview

Familiarize yourself with the available ports on your Dell 14 Plus Laptop:

Left Side: USB 3.2 Gen 1 Type-A (5 Gbps), Headset Jack

Right Side: HDMI 2.1, USB 3.2 Gen 2 (10 Gbps) Type-C with DisplayPort 1.4 and Power Delivery, Thunderbolt 4 (40 Gbps) with DisplayPort 2.1 and Power Delivery




Figure 3: Detailed view of laptop ports.

OPERATING YOUR LAPTOP

Key Features and Performance

Your Dell 14 Plus Laptop is equipped with advanced features for enhanced productivity and entertainment:

- **Intel Core Ultra Processors:** Experience seamless AI capabilities and efficient performance for demanding tasks.
- **Copilot+ Integration:** Utilize on-device AI for real-time assistance, drafting emails, summarizing documents, and creating content.
- **Intel Arc Graphics:** Enjoy elevated audio and visuals for photo/video editing, coding, and media consumption.
- **Durable Design:** Crafted with premium materials and subjected to military-grade testing for reliability.



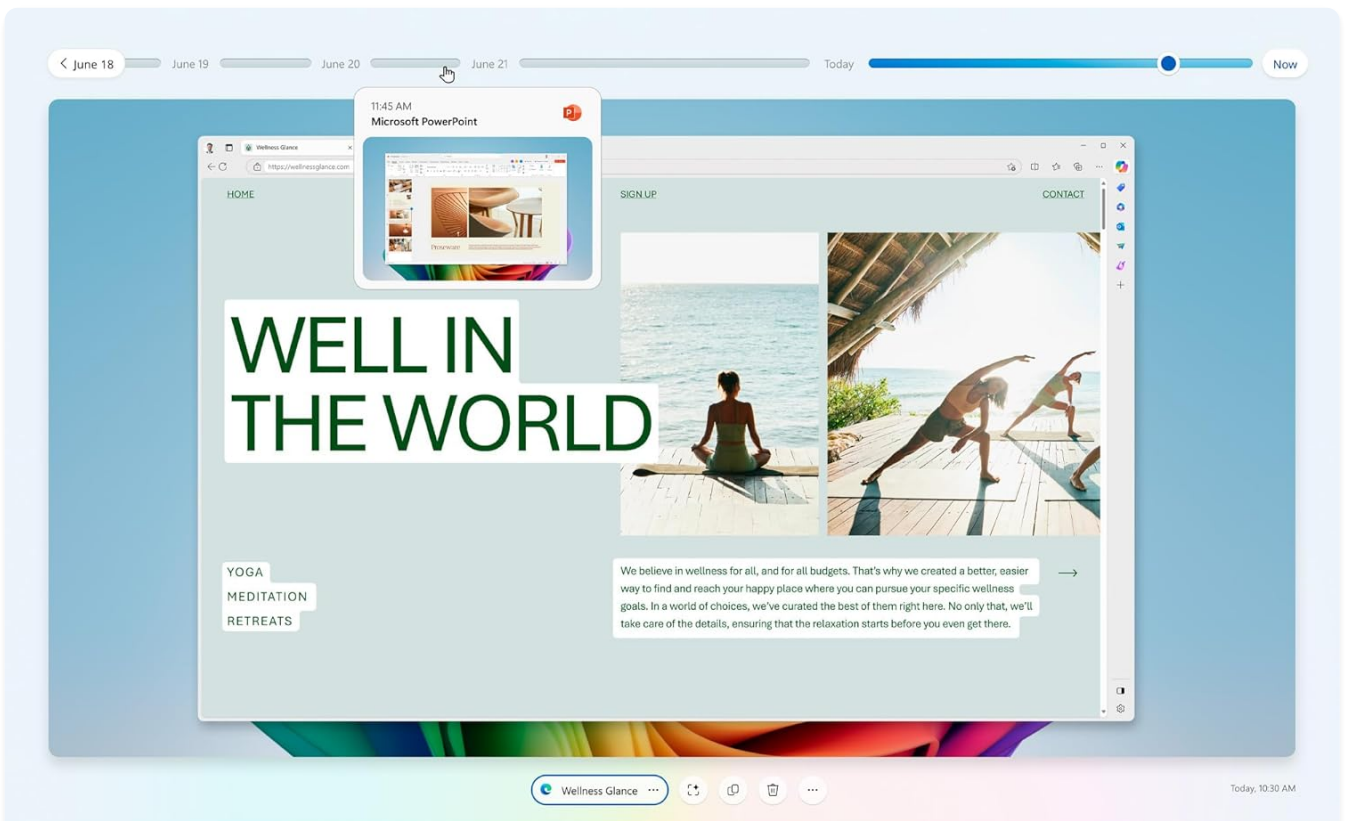
Productivity looks better than ever
Stylish 14-inch laptop with on-device Copilot+ featuring
Intel® Core™ Ultra processors, stunning performance
that powers the newest AI experiences and incredible
battery life for on-the-go multitasking.

Figure 4: Productivity features of the Dell 14 Plus Laptop.

AI-Powered Capabilities

Leverage the power of AI for various tasks:

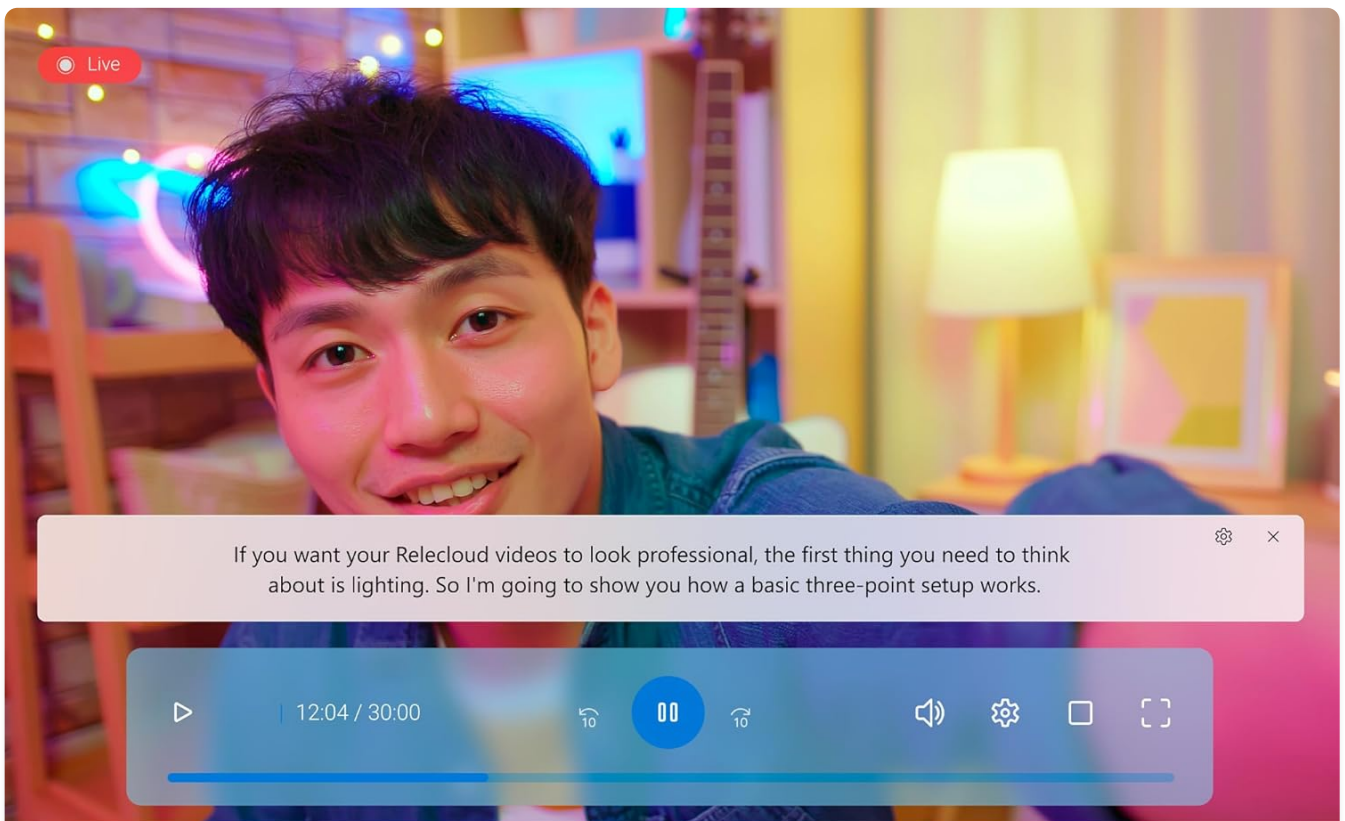
- **Recall:** Instantly retrieve content from apps, files, and websites using natural language prompts.
- **Live Captions:** Translate video calls or movies into English subtitles in real-time from 44 languages.
- **Cocreation:** Bring creative ideas to life with custom images optimized for English text prompts.
- **Windows Studio Effects:** Enhance your appearance and sound during video calls with features like Portrait Light and background blur.



Recall

Using simple prompts and natural language, Recall* instantly scans apps, files, emails and websites you've seen before to retrieve exactly the content you're looking for.

Figure 5: Recall feature in action.

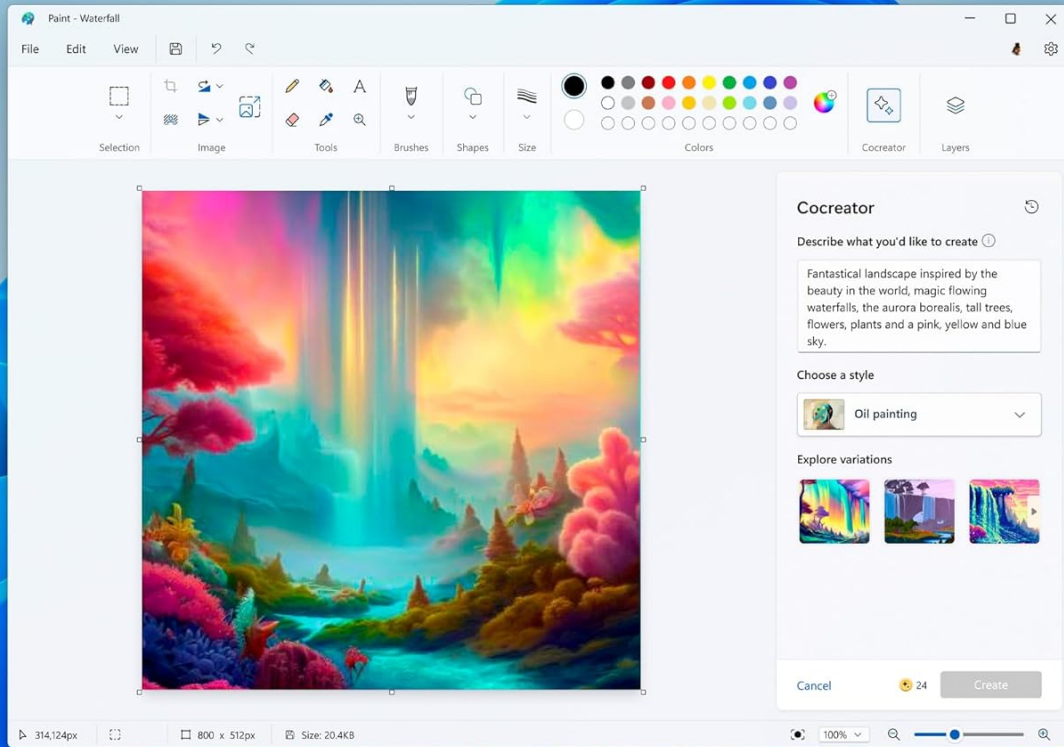


Live captions

Instantly translate* your video calls or movies from any app or video platform into English subtitles, in real time.

**From 44 languages into English.*

Figure 6: Live Captions for accessibility and convenience.

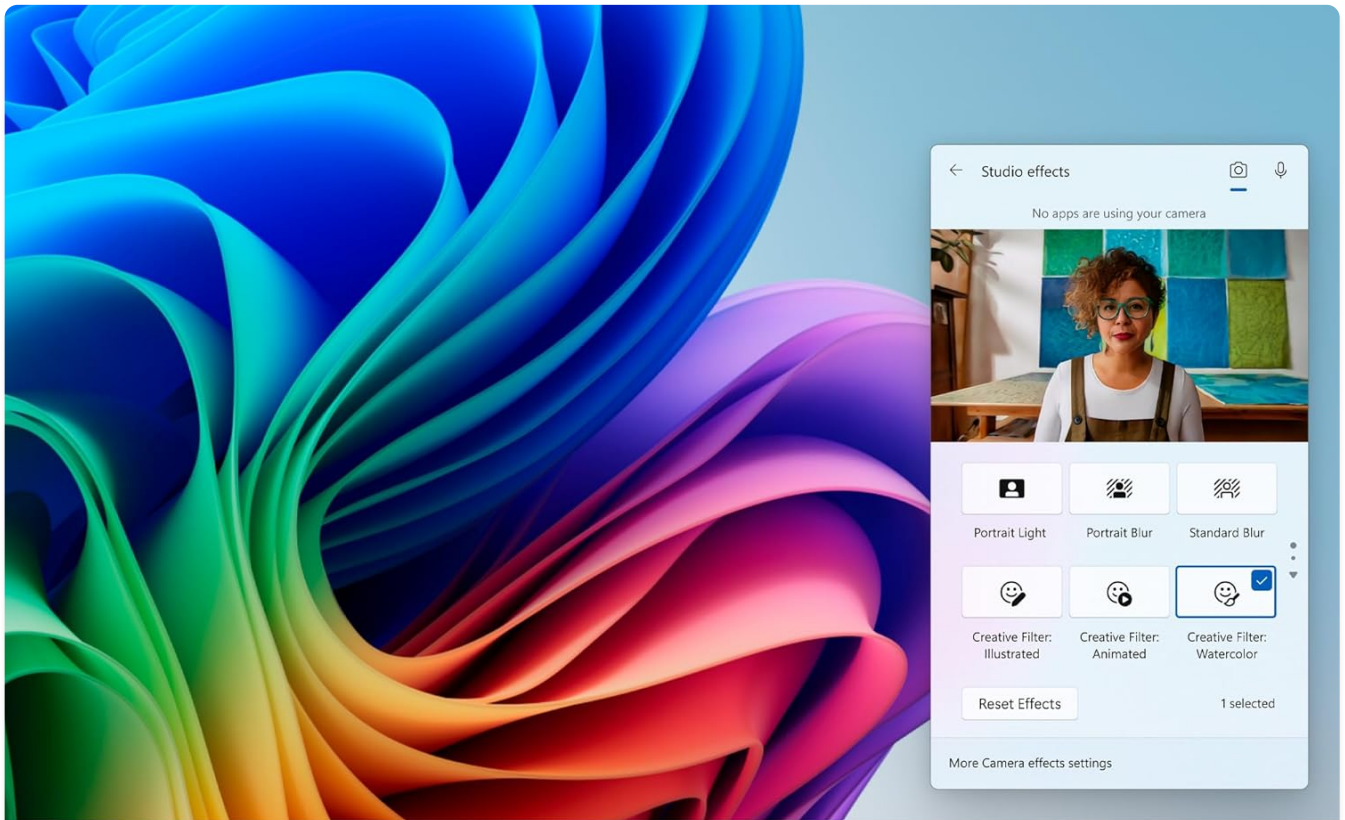


Cocreator

Help bring your creative aspirations to life with custom images through Cocreator*.

**Cocreator is optimized for English text prompts.
Requires Microsoft account.*

Figure 7: Cocreator for AI-assisted image generation.



Windows studio effects

No need for extra lights or soundproof rooms—new Windows studio effects help you look and sound your best.

Figure 8: Windows Studio Effects for improved video calls.

Official Product Video

Your browser does not support the video tag.

Video 1: Official Dell 14 Plus DB14250 product overview. This video highlights the laptop's design, performance, and key features.

MAINTENANCE

Proper maintenance ensures the longevity and optimal performance of your Dell 14 Plus Laptop.

Cleaning

- Use a soft, lint-free cloth to clean the screen and exterior.
- For stubborn smudges, slightly dampen the cloth with water or a screen-cleaning solution.
- Avoid harsh chemicals, abrasives, or aerosol sprays.
- Regularly clean the keyboard and touchpad to remove dust and debris.

Software Updates

Keep your operating system and drivers updated to ensure security, stability, and performance. Windows Update will automatically notify you of available updates.

Battery Care

- Avoid extreme temperatures, as they can degrade battery life.
- For optimal battery health, avoid constantly keeping the laptop plugged in at 100% charge.
- If storing the laptop for an extended period, ensure the battery is charged to about 50%.

TROUBLESHOOTING

This section addresses common issues you might encounter with your Dell 14 Plus Laptop.

No Power or Not Turning On

- Ensure the power adapter is securely connected to both the laptop and a working power outlet.
- Verify the power outlet is functional by plugging in another device.
- If the battery is completely drained, allow it to charge for at least 30 minutes before attempting to power on.

Display Issues (No Image, Flickering)

- Connect an external monitor to check if the issue is with the laptop's display or the graphics output.
- Restart the laptop.
- Ensure display drivers are up to date via Windows Update or Dell's support website.

Connectivity Problems (Wi-Fi, Bluetooth, USB)

- **Wi-Fi:** Check if Wi-Fi is enabled in Windows settings. Restart your router/modem.
- **Bluetooth:** Ensure Bluetooth is enabled and the device is discoverable. Try re-pairing the device.
- **USB Devices:** If a USB device is not recognized, try plugging it into a different USB port. Ensure drivers for the USB device are installed.

Slow Performance


- Close unnecessary applications running in the background.
- Check Task Manager for processes consuming high CPU or RAM.
- Ensure your SSD has sufficient free space.
- Run a virus scan.

SPECIFICATIONS

Detailed technical specifications for the Dell 14 Plus Laptop DB14250:

Feature	Detail
Standing Screen Display Size	14 Inches
Screen Resolution	2560 x 1600 pixels (2.5K)
Processor	2.2 GHz Intel Core Ultra 7

Feature	Detail
RAM	16 GB LPDDR5X (8533 MHz)
Hard Drive	1 TB SSD (Solid State)
Graphics Coprocessor	Intel Arc Graphics
Operating System	Windows 11 Home
Wireless Type	Bluetooth, 802.11.be
Number of USB 3.0 Ports	2
Item Weight	3.42 pounds
Product Dimensions (LxWxH)	8.9 x 12.36 x 0.67 inches
Color	Ice Blue
Model Number	LDB14250-7487BLU-PUS



Intel® Core™ Ultra 7
processor 256V



1 TB, M.2, PCIe
NVMe, SSD



16GB, LPDDR5X,
8533MT/s Memory



Intel® Arc™
Graphics

Figure 9: Key internal specifications.

WARRANTY AND SUPPORT

Your Dell 14 Plus Laptop comes with standard manufacturer warranty. For detailed warranty terms and conditions, please refer to the documentation included in your product packaging.

Dell Migrate Service

The product includes 6 Months of Dell Migrate, a tool designed to help you easily transfer your data, personal records, and important files to your new Dell PC.

Additional Protection Plans

Optional protection plans are available for extended coverage. These plans offer additional peace of mind beyond the standard warranty.

- 4-Year Protection Plan
- 2-Year Protection Plan

- Complete Protect (monthly plan covering eligible past and future purchases)

For technical assistance, driver downloads, and further support, please visit the official Dell support website or contact Dell customer service.