

## PHOINIKAS Q2

# PHOINIKAS Wireless Gaming Headset Q2 Instruction Manual

Model: Q2

## INTRODUCTION

This manual provides detailed instructions for the setup, operation, and maintenance of your PHOINIKAS Q2 Wireless Gaming Headset. Please read this manual thoroughly before using the product to ensure optimal performance and longevity.

## PACKAGE CONTENTS

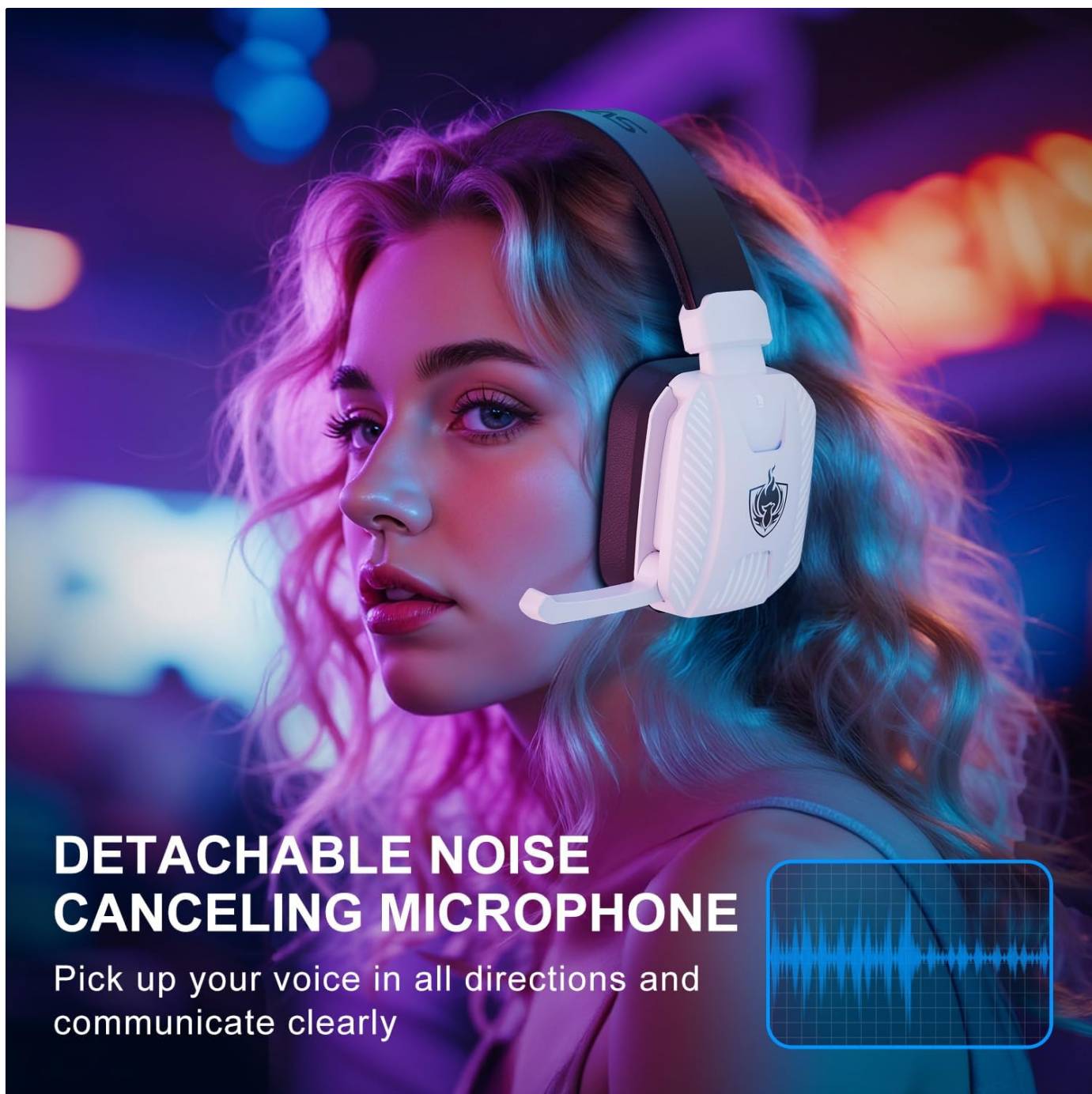
- PHOINIKAS Q2 Wireless Gaming Headset
- 2.4GHz USB-A Wireless Dongle
- USB-C to USB-A Charging Cable
- 3.5mm Audio Cable
- User Manual



Image: The PHOINIKAS Q2 Wireless Gaming Headset in white, shown with its 2.4GHz USB-A wireless dongle and USB-C charging cable.

## PRODUCT OVERVIEW

Familiarize yourself with the components and design features of your headset.



# DETACHABLE NOISE CANCELING MICROPHONE

Pick up your voice in all directions and communicate clearly



Image: The PHOINIKAS Q2 headset highlighting its breathable ear muffs, soft headband, and stretchable/adjustable design for comfort.

1. **Adjustable Headband:** For a comfortable and secure fit.
2. **Breathable Ear Muffs:** Designed for extended wear and comfort.
3. **Detachable Microphone:** For clear communication, can be removed when not needed.
4. **Volume Control Wheel:** Adjust audio output level.
5. **Mode Button:** Switch between 2.4GHz, Bluetooth, and Wired connection modes.
6. **Power Button:** Turn the headset on or off.
7. **USB-C Charging Port:** For recharging the internal battery.
8. **3.5mm Audio Jack:** For wired audio connections.

## SETUP

### Charging the Headset

Before initial use, fully charge the headset. Connect the USB-C charging cable to the headset's charging port and the



other end to a compatible USB power source (e.g., computer USB port, wall adapter). The charging indicator light will show the charging status. A full charge takes approximately 3 hours.



Image: The PHOINIKAS Q2 headset on a charging base, illustrating the battery icon and indicating over 30 hours of playtime and a 3-hour charging time.

## Connecting the Headset

The PHOINIKAS Q2 headset supports three connection modes: 2.4GHz Wireless, Bluetooth, and 3.5mm Wired.

### 1. 2.4GHz Wireless Mode (for PS4, PS5, PC, Switch, Mobile with Type-C)

1. Insert the 2.4GHz USB-A or Type-C wireless dongle into an available USB port on your device (PS4, PS5, PC, Switch dock, or mobile device with Type-C).
2. Power on the headset. The headset will automatically attempt to connect to the dongle.
3. Once connected, the indicator light on the headset will stabilize, indicating a successful connection.
4. On your device, ensure the audio output is set to the "PHOINIKAS Q2" headset.



### 3-MODES CONNECTION & MULTI-PLATFORM COMPATIBILITY



#### 2.4Ghz Wireless Mode

Compatible with: PS4/PS5  
PC, Switch, Mac



#### Bluetooth 5.3 Mode

Compatible with: Laptop  
Tablet/Phone



#### 3.5mm Wired Mode

Compatible with 3.5mm  
interface devices



**NOT** compatible with Xbox Series



Microphone is **NOT** compatible with Switch

Image: A visual representation of the 2.4GHz wireless dongle connected to various devices like PS5, PC, Switch, and mobile phones, demonstrating multi-platform compatibility.

**Note:** 2.4GHz wireless connection is not compatible with Xbox devices.

## 2. Bluetooth 5.3 Mode (for Mac, Switch, Mobile)

1. Power on the headset.
2. Press and hold the Mode button until the indicator light flashes, indicating pairing mode.
3. On your device (Mac, Switch, mobile phone), enable Bluetooth and search for "PHOINIKAS Q2" in the list of available devices.
4. Select "PHOINIKAS Q2" to pair. Once paired, the indicator light will stabilize.

**Note:** Bluetooth function does not support PS5 or PS4 consoles for gaming audio.

## 3. Wired Mode (for all devices with 3.5mm port)

1. Connect the 3.5mm audio cable to the headset's 3.5mm audio jack.
2. Connect the other end of the 3.5mm audio cable to the 3.5mm port on your device (e.g., PC, laptop, Xbox controller,

mobile phone).

3. In wired mode, the headset's power is not required for audio, but some features like LED lights or microphone functionality might be limited or inactive depending on the device.

**Note:** For older Xbox One controllers without a 3.5mm port, an additional adapter (sold separately) may be required.

## OPERATING INSTRUCTIONS

---

### Power On/Off

- **Power On:** Press and hold the Power button for approximately 3 seconds until the indicator light illuminates.
- **Power Off:** Press and hold the Power button for approximately 3 seconds until the indicator light turns off.

### Volume Control

Rotate the volume control wheel located on the earcup to adjust the audio output level.

### Microphone Usage

The headset features a detachable, noise-canceling microphone for clear voice communication.

- **Attach/Detach:** Insert the microphone into the designated port on the left earcup. To remove, gently pull it out.
- **Mute/Unmute:** Use the microphone mute button (if present, or refer to your device's audio settings) to toggle microphone input.
- **Positioning:** Adjust the flexible microphone arm for optimal voice capture.





**USB-A for PS5/PS4**



**USB-A for PC/Laptop/Mac**

## MULTIPLE CONNECTIONS & WIDE COMPATIBILITY



**Type-C for Switch**



**Type-C for Phone/Tablet**



### **2.4Ghz Mode**

PC/PS4/PS5/Switch  
Laptop/Mac/Phone/Tablet



### **Bluetooth Mode**

PC/Laptop/Mac Phone/Tablet



### **Wired Mode**

For devices with  
3.5mm connectors

Image: A user wearing the PHOINIKAS Q2 headset, demonstrating the detachable noise-canceling microphone in use, with a visual representation of sound wave clarity.

### **7.1 Stereo & 3D Surround Sound**

The headset is equipped with high-precision 40mm dynamic drivers and 7.1 surround sound technology to deliver enhanced audio clarity and realistic 3D sound for an immersive gaming experience. This feature is typically active when connected via 2.4GHz wireless or USB, and may require software configuration on PC.

# 7.1 STEREO & 3D SURROUND SOUND

Design for Immersive Gaming Environment



Image: A user experiencing immersive audio with the PHOINIKAS Q2 headset, illustrating the 7.1 stereo and 3D surround sound capabilities for precise audio positioning.

## MAINTENANCE

- **Cleaning:** Use a soft, dry cloth to clean the headset. Avoid using harsh chemicals or abrasive materials.
- **Storage:** Store the headset in a cool, dry place away from direct sunlight and extreme temperatures.
- **Battery Care:** To prolong battery life, avoid fully discharging the headset frequently. Charge it regularly, even if not in use for extended periods.
- **Cable Care:** Handle cables gently. Avoid sharp bends or excessive pulling to prevent damage.

## TROUBLESHOOTING

### Q: The headset does not power on.

A: Ensure the headset is fully charged. Connect it to a power source using the USB-C cable and allow it to charge for at least 30 minutes before attempting to power on again.



**Q: No sound or poor sound quality.**

- A:
- Check the volume control on the headset and your connected device.
  - For 2.4GHz wireless, ensure the dongle is properly inserted and the headset is paired. Verify the audio output settings on your device.
  - For Bluetooth, ensure the headset is paired and connected to your device. Check Bluetooth settings.
  - For wired connection, ensure the 3.5mm cable is securely connected to both the headset and the device.
  - Ensure the headset is not muted on your device.

**Q: Microphone is not working.**

- A:
- Ensure the detachable microphone is securely inserted into the headset.
  - Check if the microphone is muted on the headset or your connected device.
  - Verify the input device settings on your computer or console to ensure the headset microphone is selected.
  - Note that the microphone function is not compatible with Nintendo Switch in 2.4GHz mode.

**Q: Headset not connecting via 2.4GHz wireless to Xbox One/Series X/S.**

A: The 2.4GHz wireless mode is not compatible with Xbox consoles. For Xbox, use the 3.5mm wired connection to the controller. An adapter may be needed for older Xbox One controllers.

**Q: Bluetooth connection not working with PS4/PS5.**

A: The Bluetooth function of this headset is not designed for gaming audio on PS4 or PS5. Use the 2.4GHz wireless dongle for these consoles.

**SPECIFICATIONS**

Feature	Detail
Model Name	Q2
Connectivity Technology	2.4GHz Wireless, Bluetooth 5.3, 3.5mm Wired
Noise Control	Sound Isolation
Headphones Jack	3.5 mm Jack
Audio Driver Type	Dynamic Driver
Audio Driver Size	40mm
Impedance	20 Ohm
Bluetooth Version	5.3
Bluetooth Range	15 Meters
Audio Latency (2.4GHz)	Less than 25ms
Battery Life	Up to 30 hours (at 60% volume + light)
Charging Time	Approximately 3 hours
Weight	0.41 Kilograms (14.4 ounces)

Material	Plastic
Compatible Devices	Desktops, Gaming Consoles (PS4, PS5, Switch), Laptops, Mobile Phones

## WARRANTY AND SUPPORT

PHOINIKAS products are manufactured with quality and performance in mind. For warranty information and customer support, please refer to the documentation included with your purchase or visit the official PHOINIKAS website. For further assistance, you may contact PHOINIKAS customer service directly.



### Related Documents - Q2

--	--

Q6 2.4GHz无线耳机, 40毫米, 适用于: 148.5° (24.5mm), 重量: 120g, 颜色: 黑色, 材质: 塑料, 产地: 中国, 品牌: PHOINIKAS



1. 产品概述	2. 产品特点
3. 产品规格	4. 产品包装
5. 产品使用	6. 产品维护
7. 产品故障排除	8. 产品保修
9. 产品安全	10. 产品环保
11. 产品认证	12. 产品声明
13. 产品附录	14. 产品索引
15. 产品目录	16. 产品后记
17. 产品致谢	18. 产品版权
19. 产品免责声明	20. 产品其他
21. 产品其他	22. 产品其他
23. 产品其他	24. 产品其他
25. 产品其他	26. 产品其他
27. 产品其他	28. 产品其他
29. 产品其他	30. 产品其他
31. 产品其他	32. 产品其他
33. 产品其他	34. 产品其他
35. 产品其他	36. 产品其他
37. 产品其他	38. 产品其他
39. 产品其他	40. 产品其他
41. 产品其他	42. 产品其他
43. 产品其他	44. 产品其他
45. 产品其他	46. 产品其他
47. 产品其他	48. 产品其他
49. 产品其他	50. 产品其他
51. 产品其他	52. 产品其他
53. 产品其他	54. 产品其他
55. 产品其他	56. 产品其他
57. 产品其他	58. 产品其他
59. 产品其他	60. 产品其他
61. 产品其他	62. 产品其他
63. 产品其他	64. 产品其他
65. 产品其他	66. 产品其他
67. 产品其他	68. 产品其他
69. 产品其他	70. 产品其他
71. 产品其他	72. 产品其他
73. 产品其他	74. 产品其他
75. 产品其他	76. 产品其他
77. 产品其他	78. 产品其他
79. 产品其他	80. 产品其他
81. 产品其他	82. 产品其他
83. 产品其他	84. 产品其他
85. 产品其他	86. 产品其他
87. 产品其他	88. 产品其他
89. 产品其他	90. 产品其他
91. 产品其他	92. 产品其他
93. 产品其他	94. 产品其他
95. 产品其他	96. 产品其他
97. 产品其他	98. 产品其他
99. 产品其他	100. 产品其他


[Q6 2.4GHz Wireless Headset User Manual](#)

This document provides comprehensive instructions and specifications for the Q6 2.4GHz Wireless Headset, including setup, operation, troubleshooting, and compatibility information for PC, PS4, PS5, TV, and Switch.



[PHOINIKAS Q5S Wireless Gaming Headset User Manual](#)

User manual for the PHOINIKAS Q5S 2.4GHz wireless gaming headset, detailing features, connection instructions for PC, PS4, PS5, and troubleshooting.



[PHOINIKAS G2000 BT Wireless Headset User Manual](#)

This document provides instructions and specifications for the PHOINIKAS G2000 BT Wireless Headset, including features, operation, and troubleshooting.






[PHOINIKAS G2000 BT Wireless Headset Specifications and Information](#)

Detailed specifications, manufacturer information, and safety guidelines for the PHOINIKAS G2000 BT wireless headset, presented in an accessible HTML format.



[PHOINIKAS T-10 USB Sound Card Hub: User Guide and Features](#)

Detailed information about the PHOINIKAS T-10 USB Sound Card Hub, including its features, operating instructions, and frequently asked questions. Enhance your audio experience with this plug-and-play device.



[Q6 2.4GHz Wireless Headset User Manual](#)

This document provides comprehensive instructions and specifications for the Q6 2.4GHz Wireless Headset, including setup, operation, troubleshooting, and compatibility information for PC, PS4, PS5, TV, and Switch.

--	--