

[Manuals.plus](#) /

› [Tangkula](#) /

› Tangkula 6-Tier S Shaped Bookcase User Manual

Tangkula bookcase-10854-CB

Tangkula 6-Tier S Shaped Bookcase User Manual

Model: bookcase-10854-CB



IMPORTANT SAFETY INFORMATION

Always secure the bookshelf to the wall using the provided anti-toppling kit to prevent tipping. Do not overload shelves beyond their weight capacity.

PRODUCT OVERVIEW

The Tangkula 6-Tier S Shaped Bookcase is designed to provide efficient and stylish storage for your home or office. Its unique geometric design offers ample space for books, ornaments, and other items, while also serving as a decorative piece or room divider.



Image: The Tangkula 6-Tier S Shaped Bookcase, black in color, positioned in a modern living room. The S-shaped design provides multiple open shelves for displaying books, decorative items, and plants. A window with sheer curtains is visible to the left, and a sofa is partially visible to the right.

Key Features:

- **Efficient Open Storage:** Six tiers provide ample space for organization and display.
- **Versatile Practicality:** Can be used as a bookcase, display rack, or room divider.
- **Safe & Robust Construction:** Features elevated solid bases and an anti-toppling device for stability.
- **Unique Geometric Design:** Adds an artistic touch to any space.
- **Effortless Maintenance:** Smooth, easy-to-clean surface and screw hole stickers for a neat finish.

SPECIFICATIONS

Attribute	Detail
Model Name	bookcase-10854-CB

Color Options	Black, White, Walnut
Material	Engineered Wood
Overall Dimensions (L x W x H)	23.5" x 8" x 64"
Shelf Spacing	6.5", 13"
Load Capacity (Each Upper Shelf)	13 lbs
Load Capacity (Bottom Shelf)	22 lbs
Net Weight	34 lbs
Assembly Required	Yes
Included Components	1 x Bookshelf, 1 x User Guide

Dimensions



Image: A diagram showing the dimensions of the Tangkula 6-Tier S Shaped Bookcase. The overall height is 64 inches, width is 23.5 inches, and depth is 8 inches. Individual shelf heights are indicated as 6.5 inches and 13 inches for the alternating S-shaped sections.

SETUP AND ASSEMBLY

This Tangkula 6-Tier S Shaped Bookcase requires assembly. Please follow the included user guide for detailed, step-by-step instructions. Ensure all components are present before beginning assembly.

Before You Begin:

- Unpack all parts and hardware.
- Identify each component using the parts list in the user guide.
- Prepare a clean, flat, and spacious area for assembly.
- Have necessary tools ready (e.g., screwdriver, if not included).

Assembly Tips:

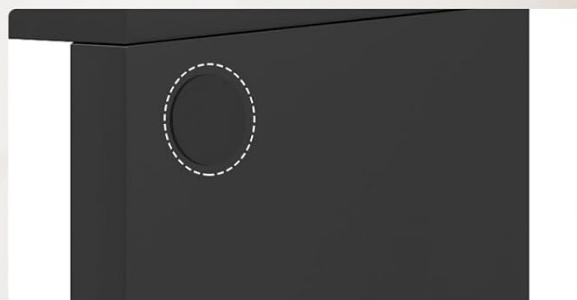
- Do not overtighten screws during initial assembly; tighten fully once the structure is stable.
- For optimal stability, ensure all connections are secure.
- Utilize the provided screw hole stickers for a clean finish.



Thoughtful Details



Easy-to-clean Surface



Screw Hole Stickers



Elevated Solid Bases

Image: A close-up showing thoughtful details of the bookcase. This includes an easy-to-clean surface, screw hole stickers to conceal hardware, and elevated solid bases for stability.

OPERATING AND USAGE

The Tangkula 6-Tier S Shaped Bookcase is designed for displaying and storing various items. Its open-shelf design allows for easy access to your belongings.

Recommended Use:

- **Books:** Organize and display your book collection.
- **Ornaments & Decor:** Showcase decorative items, photo frames, and collectibles.
- **Potted Plants:** Ideal for small to medium potted plants.
- **Storage Boxes:** Use with compatible storage boxes for concealed organization.

The versatile design allows for placement in various rooms, including living rooms, study rooms, and bedrooms. Multiple units can be combined for extended storage solutions.

6-Tier Spacious Bookshelf

Provides ample display and storage space

Books



Ornaments



Potted Plants



Storage Boxes



Open shelves for easy access



Image: A visual representation of the 6-tier spacious bookshelf filled with various items such as books, ornaments, potted plants, and

storage boxes. Icons next to the image illustrate these categories, emphasizing the open shelves for easy access.



Unique Geometric Bookshelf

A functional yet stylish addition to any space




Space Saver



Enhanced Stability



Flexible Combination



Living Room



Study Room



Bedroom

Image: This image highlights the unique geometric design of the bookshelf and its benefits, including being a space saver, offering enhanced stability, and allowing flexible combination. Smaller inset images show the bookshelf integrated into a living room, study room, and bedroom setting.

MAINTENANCE AND CARE


To ensure the longevity and appearance of your Tangkula 6-Tier S Shaped Bookcase, follow these maintenance guidelines:

- **Cleaning:** Wipe the surface with a soft, damp cloth. Avoid harsh chemicals or abrasive cleaners.
- **Spills:** Clean spills immediately to prevent staining or damage to the engineered wood.
- **Sunlight:** Avoid prolonged exposure to direct sunlight to prevent fading or warping.
- **Weight Distribution:** Distribute weight evenly across shelves and adhere to the specified load capacities to prevent structural stress.
- **Stability Check:** Periodically check the anti-toppling device and all connections to ensure they remain secure.

TROUBLESHOOTING

If you encounter any issues with your Tangkula 6-Tier S Shaped Bookcase, refer to the following common troubleshooting tips:

Problem	Possible Cause	Solution
Bookcase is wobbly or unstable.	Screws are loose; anti-toppling device not installed or secured.	Ensure all screws are tightened. Verify the anti-toppling device is correctly installed and anchored to the wall.
Difficulty during assembly.	Incorrect part orientation; missing hardware.	Refer to the user guide for step-by-step instructions and part identification. Contact customer support if parts are missing.
Shelves appear to sag.	Overloaded shelves.	Reduce the weight on the affected shelves. Ensure weight does not exceed specified load capacities (13 lbs for upper, 22 lbs for bottom).
Surface scratches or marks.	Abrasive cleaning materials; sharp objects.	Use only soft cloths for cleaning. Avoid dragging sharp objects across the surface.



Anti-toppling Device

Secures the bookshelf to the wall for enhanced stability

Image: A detailed view of the anti-toppling device, showing how it secures the bookshelf to the wall for enhanced stability and safety.

WARRANTY AND SUPPORT

For warranty information or technical support, please refer to the contact details provided in your product packaging or visit the official Tangkula website. Keep your purchase receipt for warranty claims.

Manufacturer: Tangkula

Website: [Visit the Tangkula Store on Amazon](#)