

Manuals+

[Q & A](#) | [Deep Search](#) | [Upload](#)

manuals.plus /

› [IMILAB](#) /

› [IMILAB C21 2.5K Indoor Security Camera User Manual](#)

IMILAB C21

IMILAB C21 2.5K Indoor Security Camera User Manual

Model: C21

INTRODUCTION

This manual provides detailed instructions for the setup, operation, and maintenance of your IMILAB C21 2.5K Indoor Security Camera. Please read this manual thoroughly before using the product to ensure proper functionality and safety.



Image: The IMILAB C21 2.5K Indoor Security Camera, highlighting its 2.5K resolution, 2+1 years warranty, 360° surveillance, multiple detections, versatile installation, and app connection features.

WHAT'S IN THE BOX

Verify that all components are present and in good condition upon unboxing:

- C21 Indoor Pan-Tilt Camera (x2)
- Power Adapter & Cable 6.6ft (x2)
- Mounting Kit (x2)
- User Manual & Warranty Card (x1)



Image: A visual representation of the IMILAB C21 package contents, including the camera, power adapter, manual, screw pack, and mounting base.

PRODUCT FEATURES

- **2.5K QHD Clarity:** Captures video in crisp 2.5K QHD resolution for clear monitoring.
- **360° Coverage + 6x Zoom:** Offers 360° horizontal and 90° vertical rotation with 6x digital zoom to eliminate blind spots.
- **24/7 Night Vision:** Provides continuous monitoring with infrared night vision.
- **Smart AI Detection & Alerts:** Features motion, human, and sound detection with instant push notifications and auto-tracking.
- **Two-Way Audio:** Enables real-time communication through the built-in microphone and speaker.
- **Alexa & Google Assistant Control:** Compatible with Amazon Alexa and Google Assistant for voice commands.
- **Dual Storage Options:** Supports local storage via MicroSD card (up to 256GB, not included) and cloud storage (subscription-based, with 3 months free for new users).
- **2.4GHz WiFi Connectivity:** Connects to your home network via 2.4GHz Wi-Fi for stable streaming.

SETUP

1. **Power On:** Connect the camera to a power source using the provided power adapter and 6.6ft cable.
2. **Download App:** Download the "Mi Home" app from your smartphone's app store (iOS or Android).
3. **Account Creation:** Register or log in to your Mi Home account.
4. **Add Device:** In the app, tap the "+" icon to add a new device. Select the IMILAB C21 camera from the list.
5. **Connect to Wi-Fi:** Follow the in-app instructions to connect the camera to your 2.4GHz Wi-Fi network. This typically involves scanning a QR code displayed on your phone with the camera.
6. **Positioning:** Place the camera in your desired location.

Your browser does not support the video tag.

Video: An unboxing and setup guide for the IMILAB C21 camera, demonstrating the ease of initial configuration and connection to the mobile application.

INSTALLATION

The IMILAB C21 offers versatile installation options:

- **Tabletop:** Simply place the camera on any flat surface.
- **Wall Mount:** Use the included mounting kit to securely attach the camera to a wall.
- **Ceiling Mount:** The camera can also be installed on the ceiling for a wider viewing angle. Remember

to rotate the screen orientation in the app settings if mounted upside down.



Image: Demonstrates the IMILAB C21 camera installed in various positions: on a table, wall-mounted, and ceiling-mounted, highlighting its flexible placement options.

OPERATING INSTRUCTIONS

App Interface & Controls:

Once connected, access the camera's live feed and controls via the Mi Home app:

- **Live View:** Tap on the camera to view the real-time feed.
- **Pan & Tilt:** Use the on-screen joystick or swipe gestures to rotate the camera 360° horizontally and 90° vertically.
- **Two-Way Audio:** Use the microphone icon to speak through the camera's speaker and the speaker icon to listen.
- **Record & Screenshot:** Capture video recordings or still images directly from the live feed.
- **Video Quality:** Adjust the resolution (e.g., 2.5K QHD) for optimal viewing or to save bandwidth.
- **Sleep Mode:** Activate sleep mode to turn the lens away and protect your privacy when needed.



Image: A smartphone screen displaying the intuitive and user-friendly Mi Home app interface for the IMILAB C21, showing options for push notifications, remote control, and sleep mode.

Smart AI Detection:

Configure detection settings for personalized alerts:

- **Motion Detection:** Receive alerts when general motion is detected.
- **Human Detection:** Specifically identifies human figures to reduce false alarms.
- **Sound Detection:** Notifies you of sudden loud noises.

- **Auto-Tracking:** The camera can automatically follow detected movement within its field of view.
- **Customizable Motion Zones:** Define specific areas within the camera's view for detection, ignoring irrelevant areas.



Image: A dog looking at a broken vase, illustrating the IMILAB C21's multiple detection capabilities including AI detection for person and noise, and motion zones, with an app notification showing "Noise detected."





STORAGE OPTIONS

The IMILAB C21 offers flexible recording and storage solutions:

- **Local Storage:** Insert a MicroSD card (up to 256GB, not included) into the camera's slot for 24/7 continuous or motion-triggered recording.
- **Cloud Storage:** Opt for the subscription-based cloud service for unlimited storage of motion-triggered events. New users receive three free months.

Protect Everyone You Love.

Watch over kids, elders, and pets with ease



Pet Companion

Baby Monitor

Elderly Care

Image: A smartphone displaying the Mi Home app with options for Cloud Storage, MicroSD Card (up to 256GB), and 24/7 Recording Available, illustrating the flexible footage storage options of the IMILAB C21.

VOICE ASSISTANT INTEGRATION

Integrate your IMILAB C21 with popular voice assistants for hands-free control:

- **Amazon Alexa:** Link your camera to Alexa to view live feeds on compatible devices (e.g., "Alexa, show the camera").
- **Google Assistant:** Connect with Google Assistant for similar voice-activated control and viewing.



Two-way Audio

Communicate in real time.

Communicate with family and pets while you're away from home.

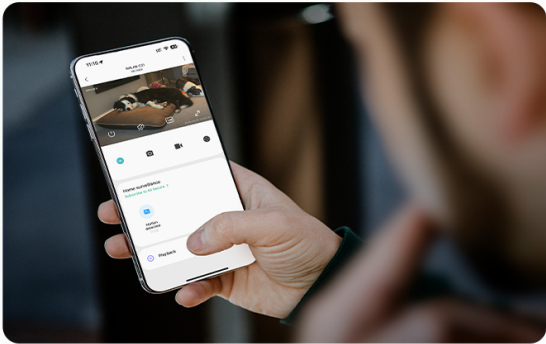


Image: The IMILAB C21 camera next to a smart display showing a baby, with logos indicating compatibility with Amazon Alexa and Google Assistant, demonstrating voice control capabilities.

NIGHT VISION

The IMILAB C21 provides clear night vision for 24/7 surveillance:

- **Infrared Night Vision:** Automatically switches to black and white infrared mode in low-light or dark conditions.
- **Color Night Vision (Low Light):** In environments with some ambient light, the camera can provide a full-color night vision image. Note that this feature is not available in total darkness without external light sources.

Your browser does not support the video tag.

Video: Real footage from the IMILAB C21 camera, showcasing its performance in various lighting conditions, including its color night vision capabilities in low light and clear black and white night vision in darkness.

MAINTENANCE

- **Cleaning:** Use a soft, dry cloth to clean the camera lens and body. Avoid abrasive cleaners or solvents.
- **Firmware Updates:** Regularly check the Mi Home app for firmware updates to ensure optimal performance and security.
- **Placement:** Ensure the camera is placed in a stable location, away from direct sunlight, heat sources, and moisture.

TROUBLESHOOTING

Issue	Possible Solution
Camera not connecting to Wi-Fi	Ensure your Wi-Fi is 2.4GHz. Check Wi-Fi password. Move camera closer to router. Reset camera and try setup again.
Poor video quality	Check your internet connection speed. Adjust video quality settings in the app. Clean the camera lens.
No push notifications	Verify app notification settings on your phone and within the Mi Home app. Ensure detection settings are enabled.

Issue	Possible Solution
Camera unresponsive	Unplug and replug the power cable. If issue persists, perform a factory reset using the reset button.

SPECIFICATIONS

Feature	Detail
Model Name	C21
Video Capture Resolution	2.5K QHD (2560p)
Viewing Angle	360° Horizontal, 90° Vertical
Connectivity Technology	2.4GHz Wi-Fi
Storage	MicroSD (up to 256GB), Cloud Storage
Power Source	Corded Electric (6.6ft cable)
Compatible Devices	Smartphone, Amazon Alexa, Google Assistant
Dimensions (L x W x H)	2.8 x 2.75 x 3.8 inches
Item Weight	1.39 pounds
Material	Acrylonitrile Butadiene Styrene (ABS), Polycarbonate (PC)

WARRANTY AND SUPPORT

Your IMILAB C21 camera comes with a**24-month warranty** from the date of purchase. For any product-related inquiries, technical assistance, or warranty claims, please contact IMILAB support:

- **Phone:** 866-363-8885
- **Email:** help@imilab.com



Image: Details on IMILAB's user-centered support, including trusted quality, reliable support, hassle-free service, phone number (866-363-8885), and email (help@imilab.com).