

PZRATAERA

Generic 16-Head Deep Tissue Massage Gun

Model: PZRATAERA

INTRODUCTION

Thank you for choosing the Generic 16-Head Deep Tissue Massage Gun. This device is designed to provide deep muscle relaxation and tension relief through percussive massage. Featuring 16 massage heads and intelligent adjustment, it targets various muscle groups effectively. Please read this manual thoroughly before use to ensure safe and optimal operation.

SAFETY INFORMATION

WARNING: To reduce the risk of electric shock, fire, and injury, this product must be used in accordance with the following instructions.

- Always use the massage gun on the body and avoid sensitive areas such as the head, face, and bony areas.
- Do not apply excessive pressure or use for extended periods (more than 10 minutes per muscle group) to prevent injury. The device features a 10-minute automatic shutdown function to prevent overuse.
- Keep the device clean and dry to maintain electrical safety. Do not immerse in water or use in wet environments.
- Consult a healthcare professional before use if you have any medical conditions, are pregnant, have a pacemaker, or are recovering from surgery.
- Do not use while sleeping or operating heavy machinery.
- Keep out of reach of children and pets.
- Only use the provided charging cable and adapter.

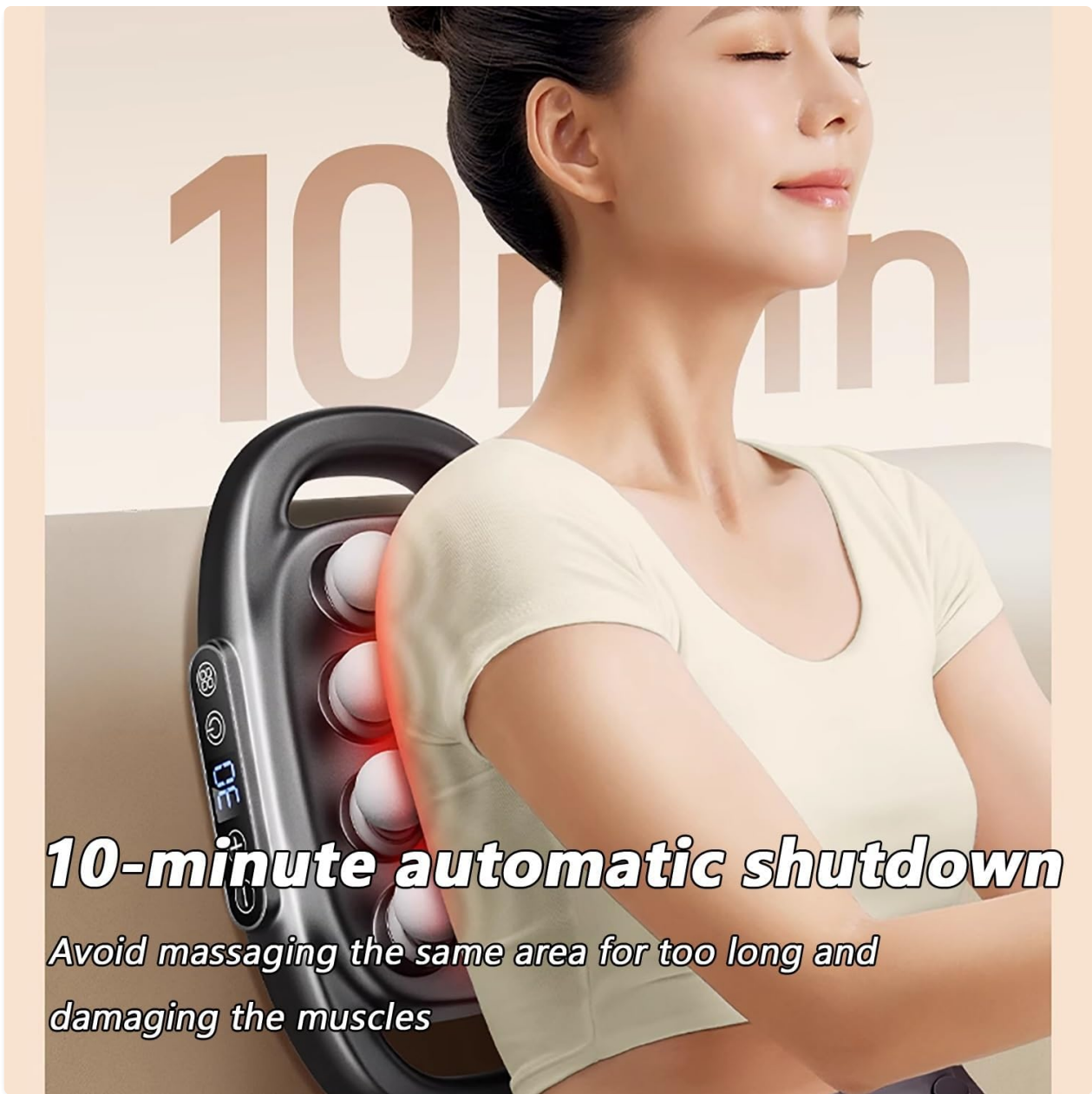


Image: The massage gun features a 10-minute automatic shutdown to prevent muscle damage from prolonged use.

PRODUCT OVERVIEW

The Generic 16-Head Deep Tissue Massage Gun is designed for comprehensive body massage. It features a unique multi-head design for broad coverage and deep tissue penetration.

Key Features:

- **16 Massage Heads:** Provides a large surface massage experience, suitable for relaxing large muscle groups.
- **Red Light Function:** Integrated red light for enhanced muscle therapy.
- **30 Intensity Levels:** Offers a wide range of percussive intensity for personalized massage.
- **Intelligent Adjustment:** LED digital display shows current mode and gear in real-time.
- **Quiet Operation:** High-quality motor with noise reduction technology for a peaceful massage experience.
- **Anti-slip Handle:** Dual-sided circular grips for comfortable and secure handling.
- **Automatic Shutdown:** 10-minute auto-off feature to prevent overuse.

Anti-slip Handle

Dual-sided circular grips Fine and comfortable, non-slip



16-Head Strong Power

*Deep relaxation of tension
Multiple massage modes*



LED Display

Mode and Gear Selector Easily recognizable at a glance



Image: Features include an anti-slip handle, 16 powerful massage heads with red light, and an easy-to-read LED display.

SETUP AND CHARGING

Charging the Device:

1. Before first use, fully charge the massage gun for at least 1 hour.
2. Connect the charging cable to the device's charging port and plug the adapter into a standard wall outlet.
3. The LED display will indicate charging status. Ensure the device is fully charged before use for optimal performance.

*High-energy battery
with long battery life and
long-lasting refreshing massage*




Image: The device is powered by a high-energy battery, providing long-lasting massage sessions.

OPERATION

Controls:



Image: Control panel with Power Button, Mode Button, Digital Display, and Intensity Adjustment buttons.

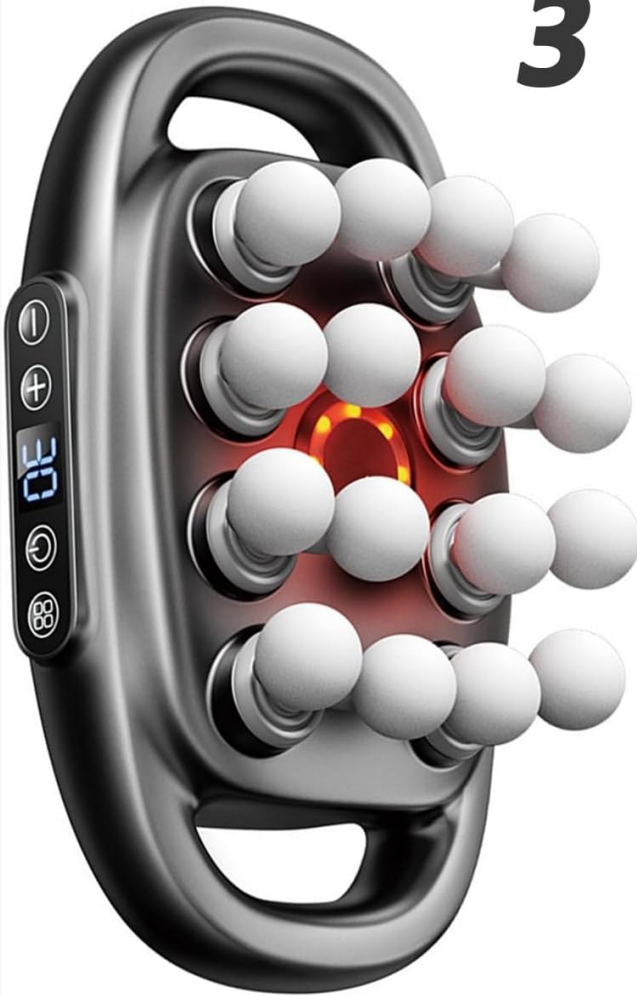
- **Power Button:** Press and hold to turn the device ON/OFF. A short press cycles through modes.
- **Intensity Adjustment (+/-):** Use these buttons to increase or decrease the massage intensity (30 levels available).
- **Mode Button:** Cycles through available massage modes.
- **Digital Display:** Shows the current mode and intensity level.

Using the Massage Gun:

1. Ensure the device is fully charged.
2. Press and hold the Power Button to turn on the massage gun.
3. Select the desired mode using the Mode Button.
4. Adjust the intensity level using the '+' and '-' buttons. Start with a low intensity and gradually increase as comfortable.
5. Apply the massager to the desired muscle area. Use long, smooth strokes or hold it in place for 15-30 seconds before moving to another area.
6. For best results, use the massager for 5-10 minutes per muscle group, 1-2 times a day. The device will automatically shut off after 10 minutes.
7. To turn off the device, press and hold the Power Button.

3 - MODES

30 GEAR INTENSITY
WHOLE BODY RELAX



Sole of foot



Thighs



Waist



Calf

Image: The massage gun can be used on various body parts including the feet, thighs, waist, and calves, offering 3 modes and 30 intensity levels.



Strong strength deep release tight

Image: The 16 massage heads deliver strong, deep tissue percussion for effective muscle release.

Video Demonstration:

Your browser does not support the video tag.

Video: A demonstration of the massage gun in use on various body parts, showcasing its functionality and application.

MAINTENANCE AND CARE

- **Cleaning:** After each use, wipe the massage gun with a soft, damp cloth. Do not use abrasive cleaners or immerse the device in water.
- **Storage:** Store the device in a cool, dry place away from direct sunlight and extreme temperatures.
- **Battery Care:** To prolong battery life, avoid fully discharging the battery frequently. Charge the device regularly, even if not in use for extended periods.

TROUBLESHOOTING

Common Issues:

- **Device not turning on:** Ensure the device is fully charged. Press and hold the power button for a few seconds.
- **Weak massage intensity:** Adjust the intensity level using the '+' button. Ensure the device is fully charged.
- **Unusual noise:** Turn off the device immediately. Check for any obstructions around the massage heads. If the noise persists, discontinue use and contact customer support.
- **Device stops unexpectedly:** The device has a 10-minute automatic shutdown feature. If it stops before 10 minutes, ensure it is fully charged.

SPECIFICATIONS

Feature	Detail
Model Name	PZRATAERA
Product Dimensions	3 x 2 x 1 inches
Item Weight	4.41 Pounds (2000 Grams)
Power Source	Battery Powered
Massage Heads	16
Intensity Levels	30
Special Features	Intelligent Adjustment, Red Light, Quiet Operation, 10-minute Auto-Shutoff
Material Type	Metal, Plastic
Target Use Body Part	Back, Foot, Neck, Shoulders, Legs, Body

WARRANTY AND SUPPORT

For warranty information or customer support, please refer to the product packaging or contact the retailer from whom you purchased this device. Keep your purchase receipt as proof of purchase.