

Mobvoi T4225

Mobvoi Home Treadmill User Manual

Model: T4225

1. IMPORTANT SAFETY INFORMATION

Please read all instructions carefully before using the Mobvoi Home Treadmill. Retain this manual for future reference.

- Always place the treadmill on a flat, stable surface.
- Ensure adequate clearance around the treadmill (at least 2 meters behind and 0.6 meters on each side).
- Keep children and pets away from the treadmill during operation.
- Do not operate the treadmill if it is damaged or malfunctioning.
- Wear appropriate athletic footwear and clothing.
- Use the safety key at all times. Attach the clip to your clothing before starting.
- Consult a physician before starting any new exercise program.
- Maximum user weight capacity: 120 kg (265 lbs).
- Unplug the treadmill from the power outlet when not in use or before cleaning/maintenance.

2. PRODUCT OVERVIEW

The Mobvoi Home Treadmill T4225 is a versatile 3-in-1 foldable treadmill designed for walking, workstation use, and running. It features a powerful yet quiet 2.5 HP motor, an enlarged running surface, and smart connectivity options.



Image: The Mobvoi Home Treadmill shown in its upright running configuration with a user, and in its folded, flat configuration with a user walking on it. This illustrates its dual functionality and compact design.

Key Features:

- **3-in-1 Functionality:** Easily switch between Walking Mode (1-6 km/h), Workstation Mode (1-6 km/h), and Running Mode (1-12 km/h).
- **Powerful & Quiet Motor:** Equipped with a 2.5 HP motor, operating at less than 60 dB for a peaceful workout environment.
- **Enlarged Running Surface:** A spacious 42 x 102 cm (16.5 x 40.1 inches) belt provides ample room for comfortable exercise.
- **5-Layer Shock-Absorbing Belt:** Designed for optimal rebound and noise isolation, protecting your joints.
- **LED Display:** Track essential metrics like speed, time, distance, and calories burned.
- **Integrated Bluetooth Speaker:** Connect your phone to enjoy music during your workout.
- **Smartwatch Connectivity:** Seamlessly sync workout data with Wear OS by Google smartwatches via the Mobvoi Treadmill app.
- **Virtual Training Compatibility:** Connect to ZWIFT and Kinomap for immersive virtual running experiences.
- **Foldable & Portable Design:** Folds flat for easy storage under furniture and features integrated wheels for effortless movement.

3. PACKAGE CONTENTS

Upon unpacking, please verify that all the following components are included:

Liste des colis



Manuel d'instructions
x1



Support de téléphone
x1



Verrou de sécurité
x1



Télécommande
x1



Clé plate
x1



Jeu de clés en L
5 mm et 6 mm x1



Clé à douille
x1



Pied réglable
x2



Vis 4,2 x 16 mm
x2



Huile lubrifiante
x1



Cordon
d'alimentation 1,8 m
x1

Image: A visual representation of all items included in the Mobvoi Home Treadmill package, laid out neatly next to the treadmill itself. This includes the user manual, phone holder, safety lock, remote control, flat wrench, L-shaped wrenches, socket wrench, adjustable feet, screws, lubricating oil, and power cord.

- Mobvoi Home Treadmill Plus (Main Unit) x1
- User Manual x1
- Safety Key x1
- Power Cable x1
- Remote Control x1
- Phone Holder x1
- Flat Wrench x1
- L-shaped Wrenches (5mm and 6mm) x1 set
- Socket Wrench x1
- Adjustable Feet x2
- Screws (4.2 x 16 mm) x2
- Lubricating Oil x1

4. SETUP

The Mobvoi Home Treadmill T4225 requires minimal assembly. It comes largely pre-assembled.

Unfolding the Treadmill:

1. Carefully remove the treadmill from its packaging.
2. Place the treadmill on a flat, stable surface.
3. Lift the handlebar frame until it locks securely into the upright position. Ensure the locking mechanism is fully engaged.
4. Insert the phone holder into its designated slot on the console.
5. Adjust the adjustable feet at the base if necessary to ensure the treadmill is level and stable.

Power Connection:

- Connect the power cable to the treadmill's power input port.
- Plug the other end of the power cable into a grounded electrical outlet.
- Ensure the power switch on the treadmill is in the "ON" position.

5. OPERATING INSTRUCTIONS

Starting the Treadmill:

1. Attach the safety key clip to your clothing. Insert the safety key into its slot on the console. The treadmill will not operate without the safety key in place.
2. Press the "Start" button on the console or remote control. The treadmill will begin with a short countdown before the belt starts moving at a low speed.

Understanding the 3-in-1 Modes:

Tapis de course pliable 3 en 1 Plus



Mode course
1–12 km/h



Mode poste de travail
1–6 km/h



Mode marche
1–6 km/h

Image: Three distinct scenarios demonstrating the treadmill's versatility: a person running (Running Mode, 1-12 km/h), a person walking while working at a standing desk (Workstation Mode, 1-6 km/h), and a person walking casually (Walking Mode, 1-6 km/h).

- **Running Mode:** Speed range 1-12 km/h. For jogging and running workouts.
- **Workstation Mode:** Speed range 1-6 km/h. Ideal for walking while working at a standing desk.
- **Walking Mode:** Speed range 1-6 km/h. Suitable for light walking and warm-ups.

The treadmill automatically adjusts its maximum speed based on whether the handlebar is raised (Running Mode) or folded down (Workstation/Walking Mode).

Controlling Speed and Monitoring Data:

Télécommande et affichage LED

Enregistrez vos données d'exercice en temps réel.



2 façons de régler la vitesse



Bouton de commande




Télécommande

Image: A close-up of the treadmill's LED display showing metrics like speed, time, distance, and calories. It also highlights the integrated speaker and two methods of speed adjustment: direct buttons on the console and the remote control.

- **LED Display:** The integrated LED screen cycles through Speed, Time, Distance, and Calories burned every 5 seconds.
- **Remote Control:** Use the provided remote to start/stop the treadmill and adjust speed.
- **Console Buttons:** The console features buttons for speed adjustment (+/-) and quick speed shortcuts (e.g., "3" for 3 km/h, "6" for 6 km/h).

Smart Connectivity:



Connexion avec la smartwatch*

Du tapis de course à la smartwatch, votre centre de fitness unifié.

Remarque : *Une smartwatch qui peut accéder à l'application TicSports et la télécharger à partir du Google Play Store.

Entraînement sur tapis de course virtuel

Améliorez votre expérience d'entraînement: connectez-vous, rivalisez et gagnez.




Image: The top panel of the treadmill showing a smartwatch being connected, indicating seamless data synchronization. Below, a user is shown running on the treadmill while a large screen displays a virtual running environment, highlighting compatibility with apps like Zwift and Kinomap.

- **Smartwatch Connection:** Connect any Wear OS by Google smartwatch to the Mobvoi Treadmill app to sync detailed workout data, including heart rate, steps, and calories burned.
- **Virtual Training:** Enhance your workout by connecting to popular virtual training platforms like ZWIFT and Kinomap via your device.
- **Bluetooth Speaker:** Pair your smartphone or other audio devices via Bluetooth to play music through the treadmill's built-in speakers.

Image: Screenshots of the Mobvoi TicSports application, demonstrating features such as personalized daily planners, AI coaching ("Shadow"), real-time indicator tracking (speed, distance, heart rate), and personalized feedback based on workout data. Links to Google Play and App Store are also visible.

Stopping the Treadmill:

- Press the "Stop" button on the console or remote control. The treadmill belt will gradually slow down and stop.
- Pull the safety key from its slot to immediately stop the treadmill in an emergency.

6. MAINTENANCE

Regular maintenance ensures the longevity and optimal performance of your Mobvoi Home Treadmill.

Cleaning:

- Always unplug the treadmill before cleaning.
- Wipe down the console and exterior surfaces with a soft, damp cloth. Avoid abrasive cleaners.
- Periodically vacuum under the treadmill to prevent dust and debris buildup.

Belt Lubrication:

The running belt requires periodic lubrication to reduce friction and extend its lifespan. Use the provided lubricating oil.

1. Unplug the treadmill.
2. Loosen the rear roller bolts slightly to allow access under the belt.
3. Apply a small amount of silicone lubricant (provided) evenly under the center of the running belt.
4. Tighten the rear roller bolts.
5. Plug in the treadmill and run it at a low speed (e.g., 3 km/h) for a few minutes to distribute the lubricant.

Belt Tension and Alignment:

If the belt slips or drifts to one side, it may need adjustment. Refer to the detailed instructions in the included user manual for precise steps on adjusting belt tension and alignment using the provided wrenches.

7. TROUBLESHOOTING

If you encounter issues with your treadmill, refer to the following common problems and solutions:

Problem	Possible Cause	Solution
Treadmill does not start.	Safety key not inserted. Power cable not connected. Power switch is off. Circuit breaker tripped.	Insert the safety key fully. Ensure power cable is securely plugged into treadmill and outlet. Turn the power switch to "ON". Check your home's circuit breaker.
Running belt slips or hesitates.	Belt tension is too loose. Belt needs lubrication.	Adjust belt tension (refer to Maintenance section). Lubricate the running belt (refer to Maintenance section).

Problem	Possible Cause	Solution
Running belt drifts to one side.	Belt alignment is off.	Adjust belt alignment (refer to the full user manual for detailed steps).
Unusual noise during operation.	Loose components. Lack of lubrication. Debris under the belt.	Inspect and tighten any loose screws or bolts. Lubricate the running belt. Unplug and carefully check for debris under the belt.

If the problem persists after attempting these solutions, please contact Mobvoi customer support.

8. SPECIFICATIONS

Feature	Detail
Model Number	T4225
Brand	Mobvoi
Motor Horsepower	2.5 HP (Peak)
Speed Range	1 - 12 km/h (0.6 - 7.5 mph)
Maximum User Weight	120 kg (265 lbs)
Running Surface Dimensions (L x W)	102 cm x 42 cm (40.1 in x 16.5 in)
Product Dimensions (L x W x H)	124 x 64.2 x 112.5 cm (48.8 x 25.3 x 44.3 in)
Folded Dimensions (L x W x H)	124 x 64.2 x 11.9 cm (48.8 x 25.3 x 4.7 in)
Product Weight	25 kg (55 lbs)
Frame Material	Stainless Steel
Display Type	LED
Special Features	Compact Design, Built-in Speaker, Foldable, Smartwatch Connectivity
Assembly Required	No (Minimal setup)

9. STORAGE

The Mobvoi Home Treadmill is designed for convenient storage due to its foldable nature.



Image: A sequence showing the treadmill being folded down from its upright position to a flat, compact form. It also illustrates how easily it can be moved using integrated wheels and stored under a sofa or bed, highlighting its space-saving design.

Folding for Storage:

1. Ensure the treadmill is stopped and unplugged.
2. Locate the folding mechanism (usually a lever or knob near the base of the handlebar).
3. Release the lock and gently lower the handlebar frame until it lies flat against the running deck.
4. Once folded, the treadmill becomes a flat, portable cushion.

Moving and Storing:

- Utilize the integrated transport wheels at the front of the treadmill to easily move it.
- Store the folded treadmill under a sofa, bed, or upright against a wall in a closet or garage.
- Store in a dry place, away from direct sunlight and extreme temperatures.

10. WARRANTY AND SUPPORT

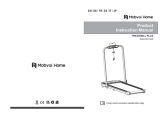




Mobvoi provides a standard warranty for its products. Please refer to the warranty card included in your package or visit the official Mobvoi website for detailed warranty terms and conditions.

Customer Support:


For technical assistance, troubleshooting not covered in this manual, or warranty claims, please contact Mobvoi customer support through their official website or the contact information provided in your purchase documentation.

You can visit the official Mobvoi store on Amazon for more information:[Mobvoi Amazon Store](#)

Related Documents - T4225

	Mobvoi Home Treadmill Plus (Model T4225) Instruction Manual Comprehensive instruction manual for the Mobvoi Home Treadmill Plus (Model T4225), covering safety precautions, product features, assembly, operation, maintenance, and troubleshooting. Includes technical specifications and app integration details.
	Mobvoi Walking Treadmill Fit TM09 Instruction Manual Instruction manual for the Mobvoi Walking Treadmill Fit, model TM09. Includes safety precautions, product overview, assembly and storage, usage guidance, troubleshooting, maintenance, and warranty information.
	Mobvoi Walking Treadmill N4092A: Product Instruction Manual Comprehensive instruction manual for the Mobvoi N4092A Walking Treadmill, covering safety precautions, setup, operation, maintenance, and troubleshooting.
	Product Instruction Manual for Mobvoi T4015 Electric Treadmill Comprehensive instruction manual for the Mobvoi T4015 electric treadmill, covering safety precautions, product introduction, installation, operation, maintenance, and troubleshooting. Includes technical specifications and spare parts list.
	Household Electric Treadmill T4020 User Manual Comprehensive user manual for the Mobvoi T4020 household electric treadmill, covering safety precautions, product description, installation, operation, maintenance, troubleshooting, and warranty information.
	Troubleshooting Steps for Mobvoi Home Treadmill A guide to troubleshooting common issues with the Mobvoi Home Treadmill, including signal line problems, motor cable issues, overload, and system failures.

Documents - Mobvoi – T4225



[\[pdf\]](#) User Manual Guide

Mobvoi Home Treadmill Plus Incline instruction manual YQ T4225 240827 mobvoi User Manual Spanish growth cdn ticwea ticbuy user guide |||

75 0, //3/86, 1 /, 1 9B 3LHLQFOLQDEOH SOHJDEOH

RPRVHPXHVWUDHQHOGLDJUDPDGHVSXpVGHUHWLUDUDODXQLGSGSULQFLSDOGHHPEDOD

FROYTXHODSODQDVREUHHOSLVR

FRORTXHODVDOPRKDGLOODVSDUDORVSLHVSURSRUFLRQDGDVHQHO H WUHPRGHODQWHI

ODSDUWHPHGLD HQDPERVODGRVGHODPITXLQDSDUDFRUUHUDVHJXUH

ODFRORFDLYQFRUUHFWD...

lang:i-klngon score:46 filesize: 15.09 M page_count: 12 document date: 2025-02-25



[Mobvoi Home Treadmill Plus Incline Instruction Manual](#)

Comprehensive instruction manual for the Mobvoi Home Treadmill Plus Incline (Model NO: T4225), covering safety precautions, product introduction, installation, usage, maintenance, and troubleshooting.

lang:i-klngon **score:46** filesize: 14.36 M page_count: 12 document date: 2025-02-25



[\[pdf\] User Manual Guide](#)

Mobvoi Home Treadmill Plus Incline instruction manual YQ T4225 240827 mobvoi User Manual French growth cdn ticwear ticbuy user guide |||

75 0, //3/86, 1 /, 1 9B 3LHGLQFOLQDEOH SOLDEOH

RPPHLQGLTXpVXUOHVFKpPDDSUqVDYRLUUHWWUpO XQLWpSULQFLSDOHGHVRQHPEDOODJH

SODFH OD j SODW VXU OH VRO HW IL H OHV UHSRVHSLHGV IRXUQLV j O H WUpPLWp DYDQW

j OD SDUWLH FHQUODOH DLQVL TX DX GHX F WpV GX WDSLX URXODQW DVVXUH YRXV GX

SODFHPHQ...

lang:i-klngon **score:46** filesize: 14.9 M page_count: 12 document date: 2025-02-25



[\[pdf\] User Manual](#)

YQ T4225 cdr admin Product Instruction Manual B1zwtWChSDL m media amazon images I |||

ENDEFRESITJP Product Instruction Manual TREADMILL PLUS Model NO: **T4225** Please read the instructions carefully before using. ES ndice de contenidos 01 ndice de contenidos 1. Advertencias e instrucciones de seguridad ----- 02 2. Introduccion -----...

lang:es **score:44** filesize: 2.93 M page_count: 11 document date: 2024-06-19



[\[pdf\] User Manual Instructions Guide](#)

Mobvoi Home Treadmill Plus Incline instruction manual YQ T4225 240827 mobvoi 14 hours ago — Foldable Foot Instruction

In the folded state treadmill has a gentler incline 2 To increase unfold foldable foot User Manual UK growth cdn ticwear ticbuy user guide |||

75 0, //3/86, 1 /, 1 9B ROGDEOH LQFOLQHIRRW /HIWUHDUEXPSHU

VVKRZQLQWKHGLDJUDPDIWHUUHPRYLQJWKHPDLQXLWIURPWKHSDFNDJLQJSODFHLWIODI

RQ WKH IORRU DQG DWWDFK WKH SURYLGHG IRRW SDGV WR WKH IURQW HQG PLGGOH SD

DQG ERWK

VLGHVRIWKHWUHDGPLOOHQVXUHFUUFHWSODFHPHQWRIWKHIRRWSDGVGXULQJLQVWDO

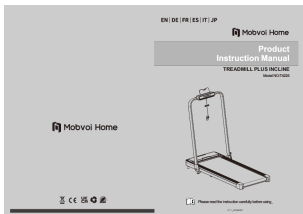
lang:i-klngon **score:42** filesize: 12.93 M page_count: 12 document date: 2025-02-25



[Mobvoi Home Treadmill Plus Incline: Product Instruction Manual](#)

Comprehensive instruction manual for the Mobvoi Home Treadmill Plus Incline (Model NO: T4225), covering safety precautions, setup, operation, maintenance, and troubleshooting.

lang:i-klngon **score:38** filesize: 12.82 M page_count: 12 document date: 2025-02-25



[\[pdf\] User Manual Guide](#)

Mobvoi Home Treadmill Plus Incline instruction manual YQ T4225 240827 mobvoi 14 часов назад — Nachdem Sie das Hauptgerät aus der Verpackung genommen haben legen es wie in Abbildung gezeigt flach auf den Boden und befestigen die User

Manual German growth cdn ticwear ticbuy user guide |||

75 0, //3/86, 1 /, 1 9B .ODSSEDUHU 6WHLJIX 1DFKGHP6LHGDV

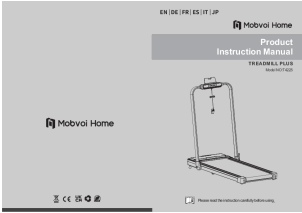
DXSWJHUIWDXVGHU9HUSDFNXQJJHQRPPhQKDEHQOHJHQ6LHHVZLH LQ GHU EELOGXQJ JH

HLJW IODFK DXI GHQ RGHQ XQG EIHVWLJHQ 6LH GLH PLWJHOLHIHUWHQ XSROVWHU DP

YRUGHUHQ QGH XQG 0LWWHOWHLO VRZLH DQ EHLGHQ 6HLWHQ GHV /DXIEDQG

FKWHQ6LHDXIGLH...

lang:i-klngon **score:35** filesize: 14.33 M page_count: 12 document date: 2025-02-25

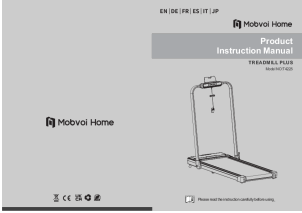


[pdf] User Manual Instructions

YQ T4225 cdr admin Product Instruction Manualm media amazonB1t9BMPyLGLm amazon images I B1t9BMPyLGL ref dp product quick view |||

ENDEFRESITJP Product Instruction Manual TREADMILL PLUS Model NO.**T4225** Please read the instruc carefully before using. FR Table des matires 01 Table des matires 1. Prcautions de scurit et Instructions d avertissement -----02 2. Prsentation du Produit -----03 3. Introduction du produit -----04 4. Caractristiques techniques -----05 5. Maintenance -----06 6. Accessoires -----07 7. Garantie -----08 8. Informations de contact -----09 9. Index -----10 11. Index

lang:fr **score:34** filesize: 2.94 M page_count: 11 document date: 2024-06-19

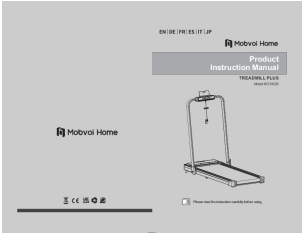


[pdf] User Manual

YQ T4225 cdr admin Manuale dell utente Mobvoi Home Treadmill Plus Tapis roulant pieghevole 3 in 1 Tappetino da passeg 12 km h Walking Pad Compatto sotto la scrivania Corsa per casa e ufficio Display a LED Ampia area di corsa 42 cm Amazon it Sp tempo libero B18tlwy8I5L m media amazon images I |||

ENDEFRESITJP Product Instruction Manual TREADMILL PLUS Model NO.**T4225** Please read the instruc carefully before using. IT ndice 01 Indice 1. Precauzioni di Sicurezza e Istruzioni di Avvertimento-----02 2. Introduzione del Prodotto -----03 3. Istruzioni di utilizzo -----04 4. Manutenzione -----05 5. Accessori -----06 6. Informazioni di contatto -----07 7. Indice

lang:it **score:29** filesize: 2.94 M page_count: 11 document date: 2024-06-19

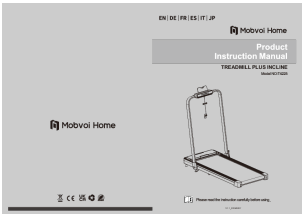


[pdf] User Manual

MOBVOI HOME TREADMILL PLUS T4225 01 MANUAL Manual Hub drive google file d 1cazzlZaQAUzObf9iCfHchpZcrkDEJIKm preview |||

/ 3 4*5 1 3URGXFw ,QVWUXFWLRQ0DQXD0 75 0, //3/86 0RGHO127 https://manual-hub.com/ 3OHDVHUHDGWKHLQVWUXFWLRQF0DUHIXOO EHIRUHXVLQJ 4 7DEOHRIFRQWHQWV 6DIHW 3UHFDXWLRQV :DUQLQJ,QVWUXFWLRQV 3URGXFw,QWURGXFwLRQ 6HWXS,QVWUXFWLRQV GMXVWPHQWRIWKH ROGLQJ DQGOH7HQVLRQ HUFLVH5HFRPPHQGDWLRQVDQG*XLGHOLQ...

lang:i-klngon **score:27** filesize: 2.79 M page_count: 11 document date: 2025-03-03

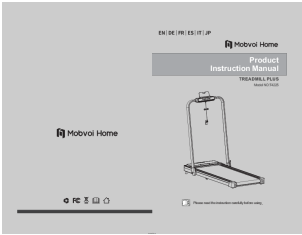


[pdf] User Manual Guide

Mobvoi Home Treadmill Plus Incline instruction manual YQ T4225 240827 mobvoi 12 hours ago — manual User Manual Japanese growth cdn ticwear ticbuy user guide |||

75 0, //3/86, 1 /, 1 9B ...

lang:i-klngon **score:27** filesize: 9.78 M page_count: 12 document date: 2025-02-25

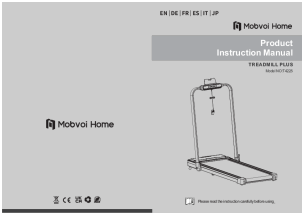


[pdf] User Manual

MOBVOI HOME TREADMILL PLUS T4225 02 MANUAL Manual Hub drive google file d 1MV1Dts2Pz5Ddh1sYdVj4JhMTQKXs dc preview |||

/ 3 4*5 1 3URGXFw ,QVWUXFWLRQ0DQXD0 75 0, //3/86 0RGHO127 https://manual-hub.com/ 3OHDVHUHDGWKHLQVWUXFWLRQF0DUHIXOO EHIRUHXVLQJ 4 7DEOHRIFRQWHQWV 6DIHW 3UHFDXWLRQV :DUQLQJ,QVWUXFWLRQV 3URGXFw,QWURGXFwLRQ 6HWXS,QVWUXFWLRQV GMXVWPHQWRIWKH ROGLQJ DQGOH7HQVLRQ HUFLVH5HFRPPHQGDWLRQVDQG*XLGHOLQ...

lang:i-klngon **score:27** filesize: 2.79 M page_count: 11 document date: 2025-03-03

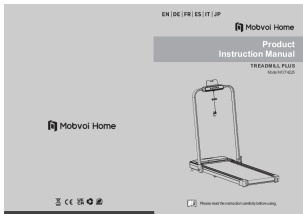


[pdf] User Manual Instructions Troubleshooting Guide

YQ T4225 cdr admin Mobvoi Home Treadmill Plus 3 in 1 Folding Walking Pad 2 5HP Compact Under Desk Running Machir Office Remote Control LED Display 120kg 12KMH Sports Outdoors B1Dp pz8FPL m media amazon images I |||

ENDEFRESITJP Product Instruction Manual TREADMILL PLUS Model NO.**T4225** Please read the instruc carefully before using. EN Table of contents 01 1. Safety Precautions Warning Instructions -----02 2. Product Introduction-----03 3. Troubleshooting -----04 4. Maintenance -----05 5. Accessories -----06 6. Information of contact -----07 7. Index -----08 8. Index

lang:en **score:27** filesize: 3.03 M page_count: 11 document date: 2024-06-19



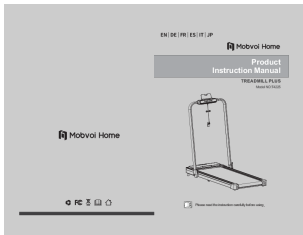
[pdf] User Manual Instructions Troubleshooting Guide

YQ T4225 cdr admin User ManualMobvoi 6% Incline Smart AI Foldable Treadmill Walking Pad Speaker TicSports APP 12 h
120 KG Portable Compact Treadmills for Home Office Under Desk with LED Display Remote Control Amazon ie Sports OutdoorsE
pz8FPLm media amazon images I B1Dp pz8FPL ref dp product quick view |||
ENDEFRESITJP Product Instruction Manual TREADMILL PLUS Model NO:**T4225** Please read the instruc
carefully before using. EN Table of contents 01 1. Safety Precautions Warning Instructions -----
2. Product Introduction----- 06 3. ...
lang:en score:22 filesize: 3.03 M page_count: 11 document date: 2024-06-19



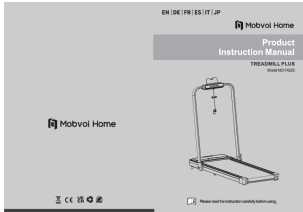
[pdf] User Manual

YQ T4225 cdr admin Guía de usuarioMobvoi Home Cinta Correr Plegable 3 en 1 con Plataforma para Caminar inclinación c
2 5 HP compacta portátil Debajo Escritorio Pantalla LED el hogar 120 kg 12 km h Amazon es Deportes y aire libreB1zwtWChSDL
media amazon images I B1zwtWChSDL ref dp product quick view |||
EN DE FR ES IT JP Product Instruction Manual TREADMILL PLUS Model NO:**T4225** Please read the
instruction carefully before using. ES ndice de contenidos 01 ndice de contenidos 1. Advertencias e
instrucciones de seguridad ----- 02 2. Introducci n -----...
lang:es score:20 filesize: 2.93 M page_count: 11 document date: 2024-06-19



Mobvoi Home Treadmill Plus Instruction Manual

Comprehensive instruction manual for the Mobvoi Home Treadmill Plus (Model NO: T4225), covering safe
precautions, setup, operation, maintenance, and troubleshooting.
lang:i-klngon score:19 filesize: 3.56 M page_count: 11 document date: 2024-07-31



[pdf]

Mobvoi Home Découvrez le tapis roulant sur votre montre intelligente La garantie limitée s applique au de course électrique T4225
Pendant C1hIGzmi8XL ref dp product quick view m media amazon images I |||
...
lang:i-klngon score:11 filesize: 6.52 M page_count: 11 document date: 0000-00-00