

Manuals+

[Q & A](#) | [Deep Search](#) | [Upload](#)

[manuals.plus](#) /

- › [PURPLE LEAF](#) /
- › [PURPLE LEAF Louvered Pergola 12' x 24' with Adjustable Rainproof Roof and LED String Lights - Instruction Manual](#)

PURPLE LEAF XFBY1224-PD10

PURPLE LEAF Louvered Pergola 12' x 24' Instruction Manual

Model: XFBY1224-PD10

INTRODUCTION

Thank you for choosing the PURPLE LEAF Louvered Pergola. This manual provides essential information for the safe and efficient assembly, operation, and maintenance of your 12' x 24' pergola. Please read all instructions carefully before beginning assembly and retain this manual for future reference.



Image: The PURPLE LEAF 12' x 24' Louvered Pergola installed in a contemporary outdoor environment.

IMPORTANT SAFETY INFORMATION

WARNING: Always secure the pergola to a stable foundation to prevent it from tipping over in strong winds. Be cautious during assembly and disassembly to avoid injury. Regularly inspect the pergola for any signs of wear or damage and follow the manufacturer's guidelines for proper maintenance.

- Ensure all components are present and undamaged before assembly.
- Assembly requires two adults.
- Wear appropriate safety gear during assembly (gloves, eye protection).
- Do not use power tools for tightening fasteners unless specified, as over-tightening can strip threads or damage components.

- Keep children and pets away from the assembly area.

SETUP AND ASSEMBLY

The PURPLE LEAF Louvered Pergola is designed for straightforward assembly. Clear instructions are included with the product. Typically, assembly by two adults takes between 3-6 hours, depending on installation skills.

Anchoring the Pergola

It is crucial to anchor the pergola securely to the ground. This unit is designed to withstand wind speeds of up to 72 mph when properly secured by expansion screws on hardened floors. Ensure a robust anchor point before starting the build.



Image: Detail of the 7.56" x 7.56" base plate, illustrating the secure anchoring points for stability.

Assembly Video Guide

Video: A detailed assembly guide for a MELLCOM Louvered Pergola, demonstrating the step-by-step installation process. This video is provided by a seller and is relevant for understanding the general assembly of louvered pergolas.

OPERATING INSTRUCTIONS

Adjustable Louvered Roof

The pergola features an adjustable louvered roof, allowing you to control sunlight and shade. The louvers can be easily adjusted from 0 to 90 degrees using a simple crank mechanism. This enables customization of your outdoor experience, whether you desire full sun, partial shade, or complete rain protection.

4 Individually Adjustable Louver

Control sunlight and shading as you wish




Image: A detailed view of the pergola's louvered roof, showing the individual slats that can be adjusted to control light and weather exposure.

Integrated LED String Lights

Your pergola includes 36 white LED string lights, spanning 72 feet, to enhance your outdoor ambiance. These lights are controlled by a remote, offering 8 lighting modes to suit various activities and moods.



Image: Detail of the 2700K warm white LED string lights, highlighting their warm and soft illumination.

Hidden Drainage System

The pergola is equipped with a hidden drainage system. Rainwater is channeled through the louvers into concealed pipes, then directed out through the posts, ensuring the interior remains dry.

Clever Hidden Drainage System

All rainwater is directed to flow out through the feet of the posts, ensuring a dry and tidy interior


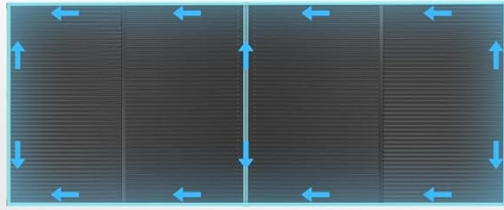


Image: A visual representation of the clever hidden drainage system, showing how rainwater flows through the louvers and out through the base of the posts.

Operation Videos

Video: An official PURPLE LEAF video demonstrating the features of the Louvered Pergola, including the adjustable louvers and drainage system.

Video: An official PURPLE LEAF video showcasing the Louvered Pergola with LED Strip Lights, demonstrating the lighting options and functionality.

MAINTENANCE

The PURPLE LEAF Louvered Pergola is crafted from high-quality all-aluminum, making it easy to maintain and designed for years of use without fading. Minimal maintenance is required to keep it looking new.

- **Regular Cleaning:** Clean the aluminum frame and louvers periodically with mild soap and water. Avoid abrasive cleaners or harsh chemicals that could damage the finish.
- **Inspection:** Regularly inspect all fasteners, connections, and moving parts (louvers, crank mechanism) for tightness and proper function. Tighten any loose screws as needed.
- **Drainage System:** Ensure the hidden drainage system is free from debris (leaves, dirt) to prevent water accumulation.
- **Winter Care:** In areas with heavy snowfall, it is recommended to keep the louvers open to prevent snow accumulation and potential damage to the roof structure.

All-aluminum Frame

The louvered pergola is made of high-quality aluminum and is designed for years of use.



No fading for years



Easy to maintain



Long service life



Image: A close-up of the pergola's all-aluminum frame, highlighting its robust construction and premium finish.

TROUBLESHOOTING

If you encounter any issues with your pergola, please refer to the following common troubleshooting tips:

- **Louvers not adjusting smoothly:** Check the crank mechanism for any obstructions or debris. Ensure all connections are secure. Apply a silicone-based lubricant if necessary.
- **Water pooling on the roof:** Verify that the hidden drainage system is clear of blockages. Ensure the pergola is installed on a level surface to allow proper water flow.
- **LED lights not working:** Check the power source and remote control batteries. Ensure all light connections are secure.
- **Pergola instability:** Re-check all anchor points and ensure they are firmly secured to the ground. Verify that all frame connections are tightened according to the assembly instructions.

For persistent issues, please contact customer support.

SPECIFICATIONS

Brand	PURPLE LEAF
Model Number	XFBY1224-PD10
Material	Aluminum
Style	With White Lights

Product Dimensions	291"L x 144.7"W x 94.5"H
Item Weight	866 Pounds
Water Resistance Level	Water Resistant
Ultraviolet Light Protection	Yes
Assembly Required	Yes

Dimensions

Withstands winds of up to **72 mph** when securely anchored to the floor using expansion screws.

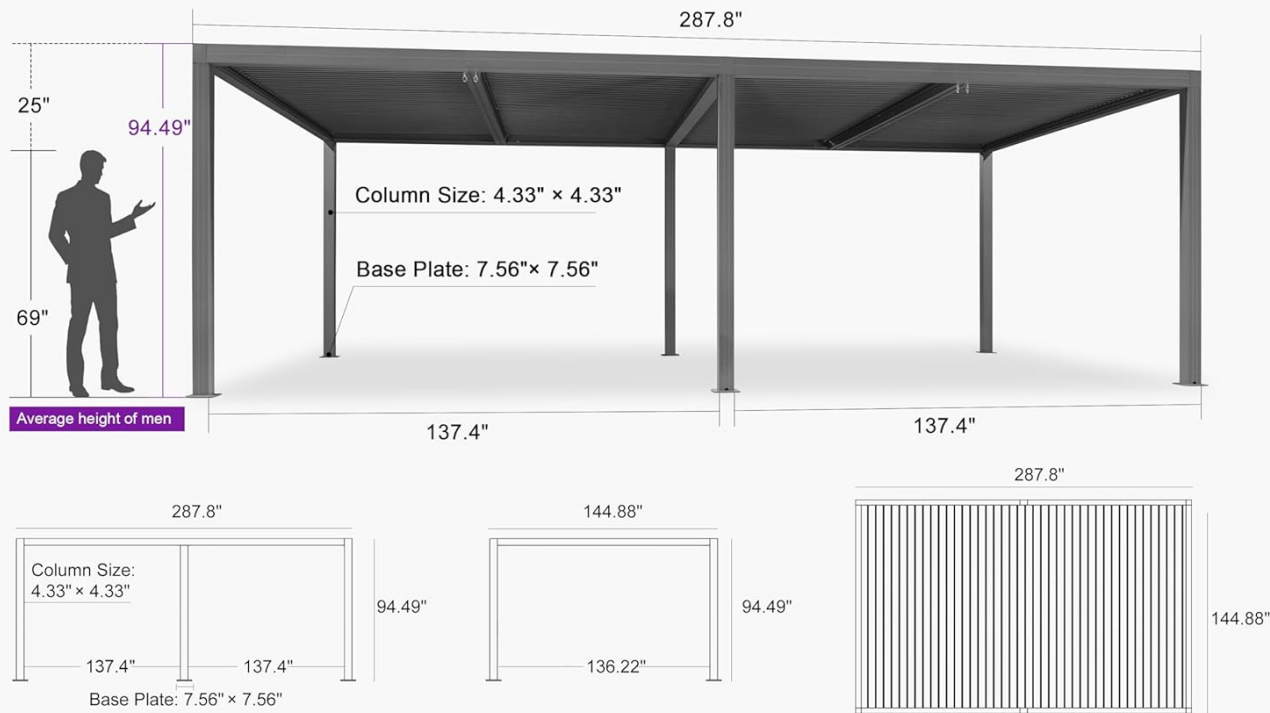


Image: A comprehensive diagram detailing the product dimensions, including length, width, height, column size, and base plate size.

WARRANTY INFORMATION

Specific warranty details are not provided in the product information. Please refer to the product packaging or contact PURPLE LEAF customer support for comprehensive warranty information.

CUSTOMER SUPPORT

For any questions, assistance, or to report missing/damaged parts, please contact PURPLE LEAF customer support. You can typically find contact information on the product packaging or the official brand website. The seller, PURPLE LEAF PALACE, offers customer support and 30-day easy returns.

Visit the PURPLE LEAF
Store

