

## DOOGEE BLADE20PLAY

# DOOGEE Blade 20 Play 5G Rugged Smartphone User Manual

Model: BLADE20PLAY | Brand: DOOGEE

## INTRODUCTION

Welcome to the user manual for your new DOOGEE Blade 20 Play 5G Rugged Smartphone. This guide provides essential information on setting up, operating, maintaining, and troubleshooting your device. Designed for durability and high performance, your Blade 20 Play is equipped with a Dimensity 7050 Octa Core processor, 32GB RAM, 256GB storage, a 10300mAh battery, and advanced camera features, making it ideal for demanding environments and active lifestyles.



Figure 1: Front and back view of the DOOGEE Blade 20 Play 5G Rugged Smartphone, highlighting its robust design, large display, and rear camera module with LED light effect.

## 1. SETUP GUIDE

### 1.1 Unboxing and Initial Inspection

Carefully unpack all components from the box. Ensure the following items are present:

- 1 x DOOGEE Blade 20 Play Cellphone
- 1 x Type-C USB Cable
- 1 x Charger
- 1 x Anti-explosion film (screen protector)

- 1 x Packing Box
- 1 x Manual (this document)
- 1 x Warranty Card

Inspect the device for any visible damage. If any components are missing or damaged, contact customer support immediately.

## 1.2 Charging the Device

Before first use, fully charge your DOOGEE Blade 20 Play. Connect the provided Type-C USB cable to the phone's charging port and the other end to the charger. Plug the charger into a power outlet. The phone supports 33W fast charging.

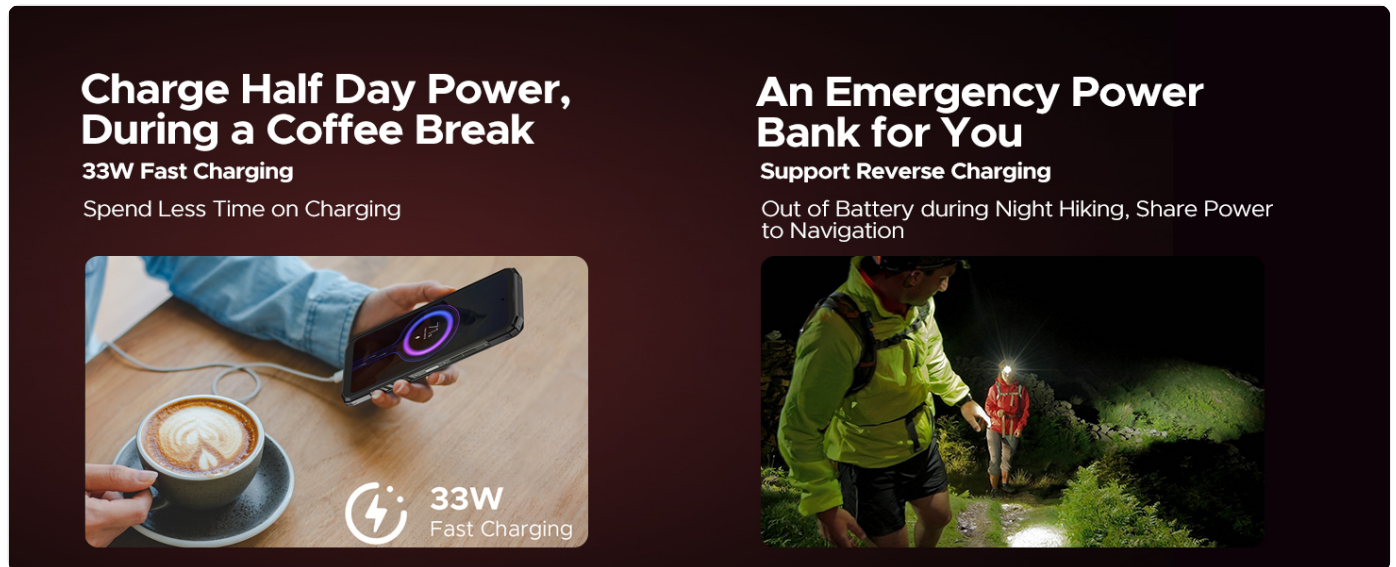


Figure 2: The DOOGEE Blade 20 Play connected to its 33W fast charger, illustrating quick power replenishment.

The 10300mAh battery provides extended usage, including up to 1415 hours of standby time, 31 hours of talk time, and 14.5 hours of music playback. The device also supports OTG reverse charging, allowing it to act as a power bank for other devices.

## 1.3 SIM Card and Storage Installation

Your phone supports dual SIM cards and expandable storage via a TF card (up to 2TB, purchased separately). Locate the SIM card tray on the side of the device. Use the provided SIM ejector tool to open the tray. Insert your Nano-SIM cards and/or TF card into the designated slots, ensuring correct orientation. Close the tray securely.

# Dimensity 7050 5G Octa-core Processor

**6nm**  
Processing

**Up to 32GB RAM**  
8GB Basic + 24GB Virtual

**256GB ROM**  
2TB Expandable  
(needs to be purchased  
separately)



Figure 3: Close-up of the DOOGEE Blade 20 Play's SIM card tray, showing the slots for dual SIM cards and a TF (microSD) card.

## 2. OPERATING YOUR DEVICE

---

### 2.1 Power On/Off and Basic Navigation

To power on, press and hold the Power button until the DOOGEE logo appears. To power off, press and hold the Power button, then select "Power off" from the options. Navigate the Android 15 operating system using touch gestures on the 6.6-inch HD+ IPS punch-hole display with a 90Hz refresh rate.

### 2.2 Performance and Storage

The MediaTek Dimensity 7050 5G chipset ensures ultra-fast processing and smooth multitasking. With 32GB RAM (8GB physical + 24GB virtual) and 256GB internal storage, the phone handles demanding applications and games efficiently. Storage can be expanded up to 2TB with a TF card.





Figure 4: Visual representation of the Dimensity 7050 5G Octa-core Processor, highlighting its 6nm processing and 2.6GHz max main frequency for smooth performance.

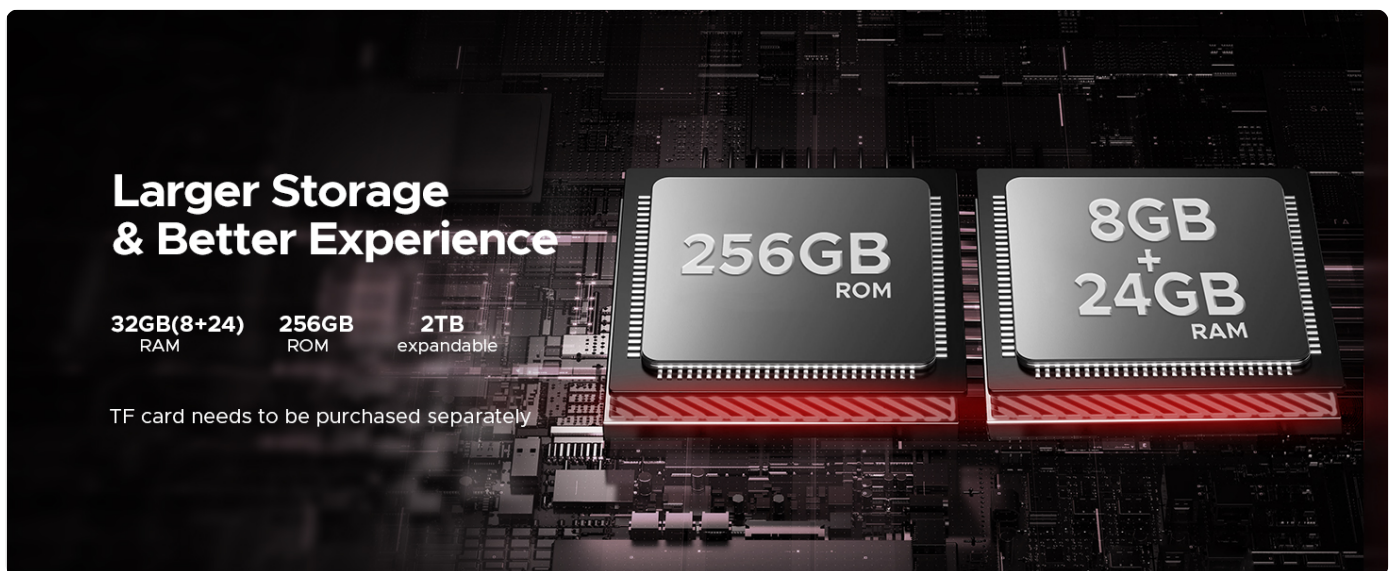


Figure 5: Illustration of the phone's memory configuration, showing 32GB (8GB physical + 24GB virtual) RAM and 256GB ROM, expandable up to 2TB.

## 2.3 Camera Features

The DOOGEE Blade 20 Play features a versatile camera system:

- **50MP AI Main Camera:** Captures vibrant, ultra-clear photos in various settings.
- **20MP Infrared Night Vision Camera:** Enables clear imaging in complete darkness, ideal for outdoor exploration or security.
- **16MP Front Camera:** For high-quality selfies and video calls.

# Built-in Gemini AI, Easier Work & Life



Figure 6: Overview of the DOOGEE Blade 20 Play's camera setup, including the 50MP main camera, 20MP night vision camera, and 16MP front camera.

## 20MP Night Vision Camera, See Clearly in the Dark





Figure 7: An example of the 20MP Night Vision Camera's capability, showing clear images captured in low-light conditions.



Figure 8: The DOOGEE Blade 20 Play being used for underwater photography, demonstrating its water-resistant capabilities for capturing unique perspectives.

## 2.4 Audio and LED Light Effects

The phone features a powerful 125dB 36mm speaker for immersive audio, even in noisy environments. Dynamic LED lighting effects on the back sync with audio or notifications, offering customizable visual flair.

# Innovative 10300mAh Battery

Holding 20% More Power



**1415 Hours**  
Flight Mode



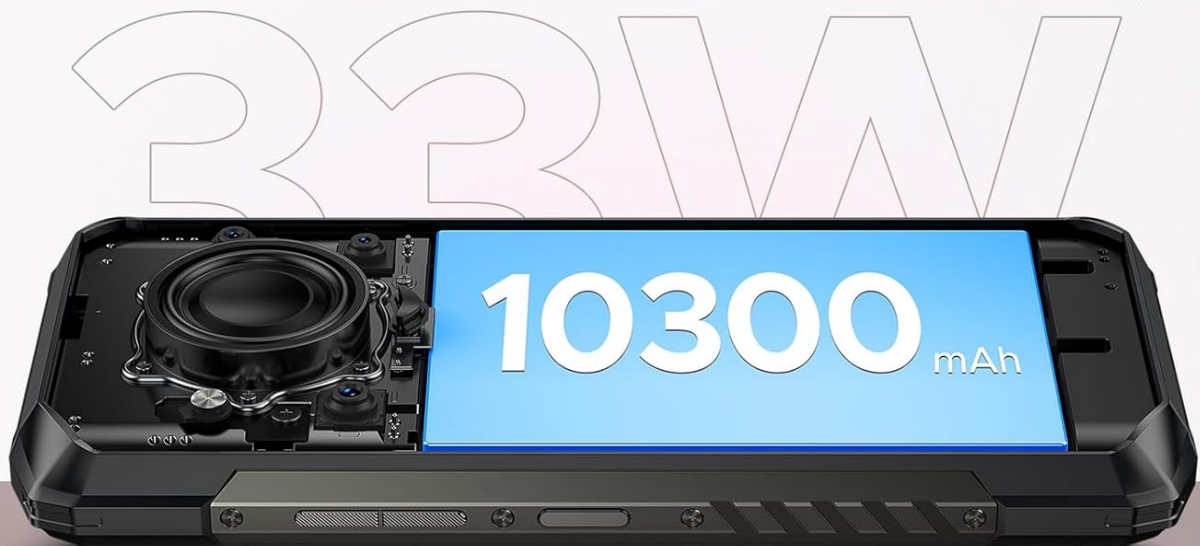
**14.5 hours**  
Movies Watching



**31 Hours**  
Music Playing



**2-3 Days**  
Business Trip  
(Making Phone Call  
without Charging)



**33W** Fast Charging  
Reverse Charging Supported

Figure 9: Detailed view of the DOOGEE Blade 20 Play's 125dB speaker, emphasizing its robust design and sound output.

## 125dB Thunder Speaker, Immersive Hi-Fi audio

Engineered with a robust 36mm driver and an expansive 11.5cc resonance chamber, this full-range vibration speaker achieves 125dB peak SPL through its 3.5W amplified architecture

**125dB**  
Max Loudness

**11.5CC**  
Sound Cavity

**3.5W**  
Peak Wattage

**36mm**  
Giant Driver






Figure 10: The DOOGEE Blade 20 Play showcasing its dynamic LED lighting effects, which can sync with music for an enhanced user experience.

## 2.5 Connectivity and Security

The device supports 5G cellular technology, WiFi 6 for faster and more stable network performance, and NFC for contactless payments and smart access control. Security features include Face ID unlock (0.1s response time) and a side-mounted fingerprint sensor.



Figure 11: Depiction of the DOOGEE Blade 20 Play's Face ID and side fingerprint unlock features, providing quick and secure access.

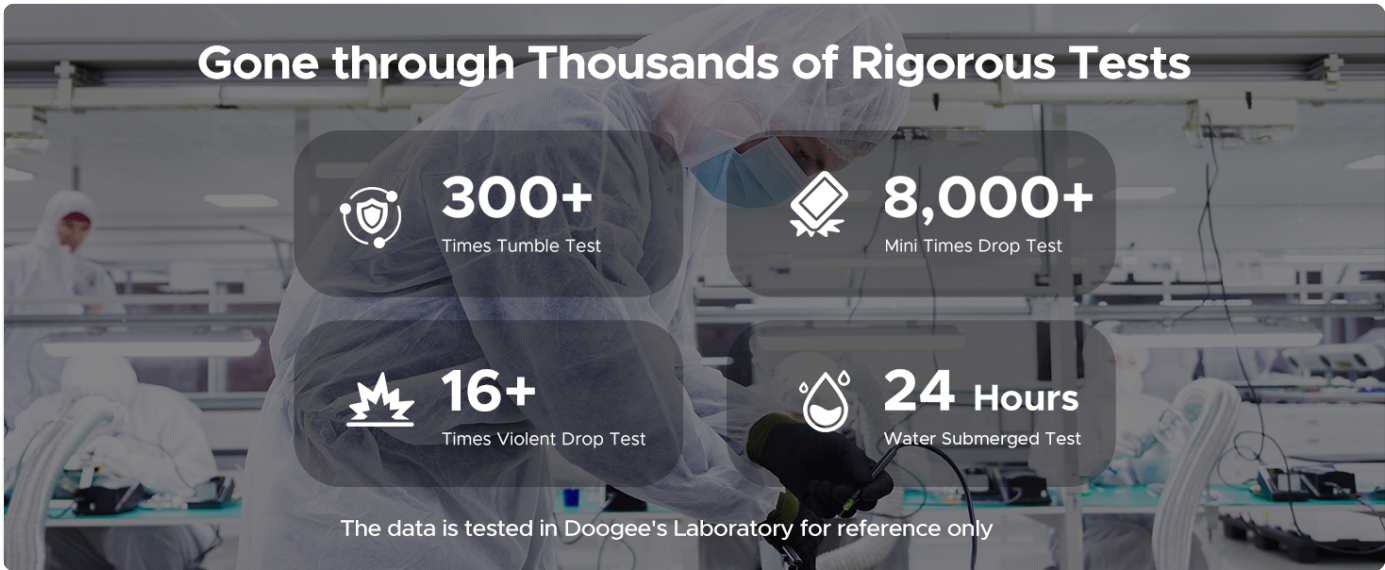


Figure 12: The DOOGEE Blade 20 Play demonstrating NFC capabilities for convenient contactless payments.

# The Latest Android 15 System

Easier & Smoother



Figure 13: A visual representation of the phone's WiFi 6 capability, indicating faster and more reliable wireless connections.

## 2.6 Gemini AI Integration

The DOOGEE Blade 20 Play integrates Gemini AI for enhanced functionality, including content creation assistance, image analysis (object recognition, scene understanding), and smart assistant features.



# Thunderous 125dB Sound

11.5cc Bass Chamber & 3.5W Powerhouse

**125dB**  
Max Loudness

**3.5W**  
Peak Wattage

**11.5CC**  
Sound Cavity

**36mm**  
Giant Driver



Figure 14: The DOOGEE Blade 20 Play highlighting its built-in Gemini AI features for easier work and life.

## 6.6" 90Hz Notch-less Punch Display

Seamless Experience for Gaming

**16.7 Million**  
Colors

**20:9**  
Aspect Ratio

**380cd/m2**  
Brightness

**84%**  
Visual Screen  
Ratio

**1500:1**  
Contrast





### 3. MAINTENANCE AND DURABILITY

The DOOGEE Blade 20 Play is engineered for extreme conditions, featuring IP68/IP69K waterproofing and MIL-STD-810H military-grade durability. This means it is:

- **Water-proof:** Resistant to submersion in water.
- **Drop-proof:** Designed to withstand drops and impacts.
- **Dust-proof:** Protected against ingress of dust.



Figure 16: The DOOGEE Blade 20 Play demonstrating its MIL-STD-810H military-grade durability, including water, drop, and dust resistance.

To maintain optimal performance and durability:

- Ensure all port covers are securely closed before exposing the phone to water or dust.
- Clean the device with a soft, damp cloth. Avoid harsh chemicals.

- Protect the screen with the provided anti-explosion film or a suitable screen protector.
- Avoid exposing the phone to extreme temperatures for prolonged periods.

## 4. TROUBLESHOOTING

If you encounter issues with your DOOGEE Blade 20 Play, refer to the following common troubleshooting steps:

Problem	Possible Cause	Solution
Device does not power on	Low battery; software crash	Charge the device for at least 30 minutes. If still unresponsive, perform a forced restart by holding the Power button for 10-15 seconds.
Poor network signal / No service	SIM card not properly inserted; out of network coverage; software glitch	Reinsert SIM card. Move to an area with better coverage. Toggle Airplane Mode on/off. Restart the phone.
Apps crashing or freezing	Insufficient RAM; app conflict; outdated app	Close background apps. Clear app cache/data. Update the app or the phone's operating system. Restart the device.
Battery drains quickly	High screen brightness; many background apps; poor signal strength	Reduce screen brightness. Close unused apps. Disable unnecessary features like GPS, Wi-Fi, Bluetooth when not in use. Check battery usage in settings to identify problematic apps.
Speaker volume too low (despite 125dB capability)	Volume settings; speaker obstruction	Ensure volume is set to maximum. Check for any debris or obstruction in the speaker grille.

If the issue persists after trying these steps, please contact DOOGEE customer support for further assistance.

## 5. TECHNICAL SPECIFICATIONS

Feature	Specification
Model Name	BLADE20PLAY
Operating System	Android 15
Processor	MediaTek Dimensity 7050 Octa Core (2.6 GHz CPU Speed)
RAM	32 GB (8GB physical + 24GB virtual)
Internal Storage	256 GB (Expandable up to 2 TB via TF card)
Display	6.6 Inches HD+ IPS Punch-hole Display, 90 Hz Refresh Rate
Main Camera	50 MP AI Main Camera
Night Vision Camera	20 MP Infrared Night Vision Camera
Front Camera	16 MP
Battery Capacity	10300 mAh Lithium Polymer (included)

Feature	Specification
Charging	33W Fast Charging, OTG Reverse Charging Supported
Speaker	125 dB, 36mm
Connectivity	5G Cellular, Wi-Fi 6, NFC, GPS
Security	Face ID, Side Fingerprint Unlock
Durability	IP68/IP69K Waterproof, MIL-STD-810H Military-Grade
Dimensions	3.2 x 0.62 x 6.85 inches
Item Weight	1.32 pounds

## 6. WARRANTY AND SUPPORT

DOOGEE is committed to providing excellent customer service and support for your Blade 20 Play 5G Rugged Smartphone.

- **30-Day Money Back Guarantee:** Enjoy a 30-day money-back guarantee and free returns.
- **2-Year Limited Warranty:** Your device is covered by a 2-year limited warranty from the date of purchase. Please refer to the included Warranty Card for detailed terms and conditions.
- **24/7 Online Support:** For any technical assistance or inquiries, DOOGEE offers 24/7 one-on-one online support.

For support, please visit the official DOOGEE website or contact their customer service channels as provided in your warranty information.



Figure 17: An illustration representing DOOGEE's commitment to worry-free customer service and support.

## 7. PRODUCT VIDEO DEMONSTRATION

Watch the official product video to see the DOOGEE Blade 20 Play 5G Rugged Phone in action, showcasing its key features and capabilities.

Your browser does not support the video tag.

Video 1: Official demonstration of the DOOGEE Blade 20 Play 5G Rugged Phone, highlighting its powerful Dimensity 7050 processor, massive storage, and smooth gaming experience.



