

PTHTECHUS M91

PTHTECHUS M91 Open-Ear Bluetooth Earbuds

USER MANUAL

1. INTRODUCTION

Welcome to the PTHTECHUS M91 Open-Ear Bluetooth Earbuds user manual. These earbuds are designed to provide a comfortable and secure listening experience, especially for sports and active lifestyles, while allowing you to stay aware of your surroundings. Featuring advanced Bluetooth 5.4 technology, directional sound transmission, and long battery life, the M91 earbuds offer clear audio and reliable performance.

Please read this manual carefully to ensure proper use, optimal performance, and longevity of your device.

2. PRODUCT OVERVIEW

The PTHTECHUS M91 earbuds feature an innovative open-ear design that clips securely to your ear, avoiding insertion into the ear canal for enhanced comfort and awareness. The package includes the earbuds and a charging case.



Image: PTHTECHUS M91 Open-Ear Bluetooth Earbuds (Purple) in their charging case, showcasing the sleek design and compact form factor.

Components:

- PTHTECHUS M91 Open-Ear Bluetooth Earbuds (Left and Right)
- Portable Charging Case
- USB Charging Cable
- User Manual (this document)

3. SETUP

3.1 Charging the Earbuds and Case

Before first use, fully charge the earbuds and the charging case. The earbuds charge automatically when placed inside the case. The case itself is charged via a USB cable.

- Connect the charging case to a power source using a compatible USB cable.

- The charging indicator light on the case will show charging status.
- A full charge for the earbuds takes approximately 1.5 hours.
- The earbuds offer up to 30 hours of playback time with the charging case.
- The standby time for the earbuds is up to 90 days.

Conexión inteligente

Dispositivos compatibles

Totalmente compatible, capaz de adaptarse a varios dispositivos.

Teléfonos móviles/tabletas/portátiles, etc.



Image: The PTHTECHUS M91 charging case connected to a laptop, illustrating smart connection and compatibility with various devices like mobile phones, tablets, and laptops.

3.2 Bluetooth Pairing

The earbuds utilize Bluetooth 5.4 for stable and interference-free transmission.

1. Open the charging case. The earbuds will automatically enter pairing mode.
2. On your device (smartphone, tablet, etc.), enable Bluetooth.
3. Search for "PTHTECHUS M91" or a similar name in the list of available Bluetooth devices.
4. Select the earbuds to connect. Once connected, a voice prompt will confirm the pairing.
5. The earbuds will automatically reconnect to the last paired device when taken out of the case.

Prepárate Para La Aventura

Adopte tecnología de transmisión de sonido direccional para reducir la fuga de sonido y proteger la privacidad personal.




Stos auriculares son perfectos para actividades al aire libre/aventuras/trabajo/escuchar música/deportes.

Image: Diagram illustrating the advanced Bluetooth 5.4 chip inside the earbud, highlighting stable and fast wireless transmission for an enhanced user experience.

3.3 Wearing the Earbuds

The open-ear design ensures comfort and stability without entering the ear canal.

- Gently clip the earbuds onto your outer ear, ensuring the speaker part is positioned towards your ear canal.
- Adjust for a secure and comfortable fit. The design is intended to prevent ear pain even during prolonged use.



Ajuste ligero a las orejas
Tu cuidado exclusivo



Cuerpo ligero



Rompiendo la pesadez de los auriculares convencionales

Image: Illustration demonstrating the lightweight and secure fit of the open-ear earbuds on the ear, emphasizing comfort and stability compared to traditional in-ear designs.

4. OPERATING INSTRUCTIONS

4.1 Smart Touch Controls

The earbuds feature intuitive touch controls for easy management of music and calls.

Control táctil inteligente









-  **Anterior**
Mantenga presionada la izquierda
-  **Siguiente canción**
Mantenga presionada la derecha
-  **Pausa/Reproducir**
Doble clic
-  **+/- Volumen**
Pulsación larga
-  **Responder/colgar**
Doble clic
-  **Asistente de voz**
Tres strikes

Image: Visual guide to the smart touch controls on the earbuds, detailing gestures for previous/next track, play/pause, volume adjustment, answering/hanging up calls, and activating voice assistant.

Touch Control Functions

Action	Function
Press and hold Left earbud	Previous Song
Press and hold Right earbud	Next Song
Double click (either earbud)	Play/Pause Music, Answer/Hang up Call
Long press (either earbud)	Volume +/- (cycle through volume levels)
Triple click (either earbud)	Activate Voice Assistant

4.2 Directional Sound and Call Clarity

The M91 earbuds employ directional sound transmission technology, focusing sound waves towards your ear to reduce sound leakage by up to 89%, ensuring privacy during calls and an immersive listening experience.



Transmisión direccional Protección de la privacidad



Ajuste automático del ángulo de propagación
del haz de sonido integrado +25°

Image: Diagram illustrating the directional sound transmission technology, showing how sound waves are focused into the ear canal to enhance privacy and reduce sound leakage.

Each earbud is equipped with a built-in microphone and ENC (Environmental Noise Cancellation) technology, ensuring your voice is transmitted clearly during phone calls, even in noisy environments.

Mejora el sonido Calidad de sonido envolvente

57%

de refuerzo de graves

80%

Mejora del efecto general



Image: Exploded view diagram of the earbud's internal components, highlighting the 12mm diaphragms and technologies that contribute to enhanced sound quality, including bass reinforcement and overall audio improvement.

5. MAINTENANCE

5.1 Cleaning

- Regularly clean the earbuds and charging case with a soft, dry, lint-free cloth.
- Do not use abrasive cleaners, alcohol, or chemical solvents.
- Ensure charging contacts on both earbuds and case are clean and free of debris for proper charging.

5.2 Storage

- When not in use, store the earbuds in their charging case to protect them and keep them charged.
- Store in a cool, dry place, away from extreme temperatures and direct sunlight.

5.3 Water Resistance

The earbuds are rated IPX5 water-resistant, meaning they can withstand splashes of water from any direction. They are suitable for workouts and light rain, but should not be submerged in water.

- Do not expose the charging case to water, as it is not water-resistant.
- Dry the earbuds completely before placing them back into the charging case to prevent damage.

6. TROUBLESHOOTING

Common Issues and Solutions

Problem	Possible Solution
Earbuds not pairing with device.	<ul style="list-style-type: none"> ◦ Ensure earbuds are charged and out of the case. ◦ Turn off and on Bluetooth on your device. ◦ Forget "PTHTECHUS M91" from your device's Bluetooth list and try pairing again. ◦ Ensure earbuds are not connected to another device.
No sound from one or both earbuds.	<ul style="list-style-type: none"> ◦ Check volume levels on both earbuds and your connected device. ◦ Ensure earbuds are properly connected to your device. ◦ Re-pair the earbuds. ◦ Clean any debris from the speaker mesh.
Earbuds not charging.	<ul style="list-style-type: none"> ◦ Ensure the charging cable is securely connected to the case and power source. ◦ Check if the charging case has power. ◦ Clean the charging contacts on both earbuds and inside the case. ◦ Try a different charging cable or power adapter.
Poor call quality.	<ul style="list-style-type: none"> ◦ Ensure the microphone is not obstructed. ◦ Move closer to your connected device to avoid signal interference. ◦ Check for excessive background noise; ENC works best within its limits.

7. SPECIFICATIONS

Feature	Detail
Model Name	Audífonos Inalámbricos Bluetooth M91 (M91)
Connectivity Technology	Wireless (Bluetooth)
Bluetooth Version	5.4
Ear Placement	Open-Ear (Clip-on)

Feature	Detail
Water Resistance Level	IPX5 (Water Resistant)
Average Battery Life (Playback)	30 Hours (with charging case)
Charging Time	Approx. 1.5 Hours
Battery Composition	Lithium Ion
Compatible Devices	Cell Phones, Bluetooth Devices
Package Dimensions	11.6 x 9.2 x 3.7 cm
Item Weight	90 g
Manufacturer	BEGHELLI DE MEXICO

8. WARRANTY AND SUPPORT

Your PTHTECHUS M91 Open-Ear Bluetooth Earbuds are manufactured by BEGHELLI DE MEXICO. For warranty information and customer support, please refer to the documentation included with your purchase or contact the seller directly.

For common issues, please refer to the Troubleshooting section of this manual. If you require further assistance, please reach out to the authorized seller or manufacturer's support channels.

Note: Warranty terms and support procedures may vary based on your region and point of purchase.

© 2025 PTHTECHUS. All rights reserved.

This manual is for informational purposes only. Specifications are subject to change without notice.