



[Manuals.plus](#) /

› [Novzix](#) /

› Novzix Apple Tracker Tags User Manual

Novzix Pink 2 Pack

Novzix Apple Tracker Tags User Manual

Model: Pink 2 Pack

INTRODUCTION

The Novzix Apple Tracker Tags are designed to help you easily locate your personal items such as keys, wallets, luggage, and even pets. These compact and durable tags seamlessly integrate with Apple's Find My network, allowing for efficient tracking without the need for additional applications or subscriptions. This manual provides essential information for setting up, operating, and maintaining your Novzix Tracker Tags.

Lost your wallet? Forgot your keys? Can't find your backpack?



NOVZIX

Figure 1: Novzix Tracker Tag, designed to help locate lost items like wallets, keys, and backpacks.

SETUP AND PAIRING

Your Novzix Tracker Tag is designed for quick and easy pairing with your Apple devices. It utilizes the Apple Find My network for seamless integration.

1. **Ensure Bluetooth is Enabled:** On your iPhone or iPad, navigate to *Settings > Bluetooth* and ensure Bluetooth is turned on.
2. **Activate the Tracker:** The tracker comes with a pre-installed CR2032 battery. It should be active upon arrival. If not, ensure the battery is properly seated.
3. **Initiate Pairing:** Bring the Novzix Tracker Tag close to your iPhone or iPad. A pop-up notification should appear on your device screen, prompting you to connect.
4. **Follow On-Screen Instructions:** Tap "Connect" or "Add Item" on the pop-up. You may be asked to name your tracker (e.g., "Keys," "Wallet," "Backpack").

5. **Confirmation:** Once successfully paired, the tracker will appear in the "Items" tab within your Apple Find My app.

Note: These trackers are MFi certified for stable and secure connection with Apple devices. They are not compatible with Android devices.

Supported by Apple's "Find My Network"

Compatible with iPhone and iPad

Android and Huawei Do Not Support



Figure 2: Novzix Tracker Tags are compatible with Apple's Find My network for iPhone and iPad users.

OPERATING YOUR TRACKER

Once paired, your Novzix Tracker Tag can be located using the Apple Find My app on your iPhone, iPad, or Mac.

Locating an Item

1. **Open Find My App:** Launch the "Find My" app on your Apple device.
2. **Select "Items" Tab:** Tap on the "Items" tab at the bottom of the screen.
3. **Choose Your Tracker:** Select the Novzix Tracker Tag you wish to locate from the list.

4. **View Location:** The app will display the current or last known location of your item on a map.
5. **Play Sound:** If the item is nearby (within Bluetooth range), you can tap "Play Sound" to make the tracker emit an audible alert, helping you pinpoint its exact location.

The Apple Find My network allows for global tracking. If your item is out of your device's Bluetooth range, the Find My network (millions of Apple devices worldwide) can anonymously detect your tracker's location and relay it to you, providing a broad location update without any subscription fees.




Figure 3: Tracking your Novzix Tag's location using the Apple Find My app.

Never Lose Your Luggage Again Wherever you go



Figure 4: The Novzix Tracker Tag can be used to track luggage and other travel items.

MAINTENANCE

Battery Replacement

The Novzix Tracker Tag uses a standard CR2032 coin cell battery, which typically lasts up to one year. When the battery is low, you will receive a notification on your Apple device via the Find My app.



1. **Open the Tracker:** Gently twist the back cover of the tracker counter-clockwise to open it.
2. **Remove Old Battery:** Carefully remove the old CR2032 battery.
3. **Insert New Battery:** Insert a new CR2032 battery with the positive (+) side facing upwards.
4. **Close the Tracker:** Align the back cover and twist clockwise until it clicks securely into place.

An extra battery is often included in the package for your convenience.

Durability and Cleaning

The Novzix Tracker Tag is designed to be waterproof and drop-resistant, making it suitable for various environments, including bags, pet collars, and luggage. To clean the tracker, wipe it gently with a soft, damp cloth. Avoid using harsh chemicals or abrasive materials.

Protect Your Keys and Wallet Now



Packing List

The package includes a locator (with battery)
a strap or lanyard, and a spare battery.



NOVZIX

Figure 5: Dimensions and typical package contents, including spare battery.

TROUBLESHOOTING

Problem	Possible Cause / Solution
---------	---------------------------

Problem	Possible Cause / Solution
Tracker not pairing with iPhone/iPad.	<ul style="list-style-type: none"> • Ensure Bluetooth is enabled on your Apple device. • Bring the tracker closer to your device. • Check if the battery is properly inserted or needs replacement. • Restart your iPhone/iPad. • Confirm the tracker is not already paired to another device.
"Play Sound" feature not working.	<ul style="list-style-type: none"> • The tracker might be out of Bluetooth range. Move closer to the item. • Check the battery level of the tracker. • Ensure your device's volume is not muted.
Inaccurate location in Find My app.	<ul style="list-style-type: none"> • Location accuracy depends on the density of Apple devices in the area. • Ensure your device has a stable internet connection (Wi-Fi or cellular data). • The displayed location might be the last known location if the tracker is currently offline.
Tracker not appearing in Find My app.	<ul style="list-style-type: none"> • Verify successful pairing. If not, repeat the setup process. • Ensure you are signed into iCloud with the same Apple ID used for pairing.

For further assistance, refer to the Apple Find My app's help section or contact Novzix customer support.

SPECIFICATIONS

Feature	Detail
Model Number	Pink 2 Pack
Product Dimensions	1.26 x 1.26 x 0.31 inches (32mm x 32mm x 8mm)
Item Weight	1.06 ounces
Battery Type	1 x CR2032 (included)
Battery Life	Up to 1 year
Connectivity	Bluetooth, Apple Find My Network
Compatibility	Apple iPhone, iPad (iOS/iPadOS)
Material	Plastic
Color	Pink
Manufacturer	NOVZIX

WARRANTY AND SUPPORT

For information regarding product warranty, returns, or technical support, please refer to the documentation included with your purchase or visit the official Novzix website. You can also contact Novzix customer service directly through the retailer where the product was purchased.

Online Resources:

- [Novzix Store on Amazon](#)
- For Apple Find My app support, visit [Apple Support](#).