

Manuals+

[Q & A](#) | [Deep Search](#) | [Upload](#)

manuals.plus /

> [Csasan](#) /

> [Csasan T70 Smart Watch User Manual](#)

Csasan T70

Csasan T70 Smart Watch User Manual

Model: T70

INTRODUCTION

Thank you for choosing the Csasan T70 Smart Watch. This manual provides essential information for setting up, operating, and maintaining your device. The T70 Smart Watch features a 1.91-inch HD display, Bluetooth calling capabilities, over 110 sports modes, 24/7 health monitoring, and IP68 water resistance. Please read this manual thoroughly to ensure optimal performance and longevity of your smartwatch.



Image: Csasan T70 Smart Watch highlighting key features.

WHAT'S IN THE BOX

Verify that all items are present in your package:

- Smart watch x1
- Magnetic charger x1
- User manual x1

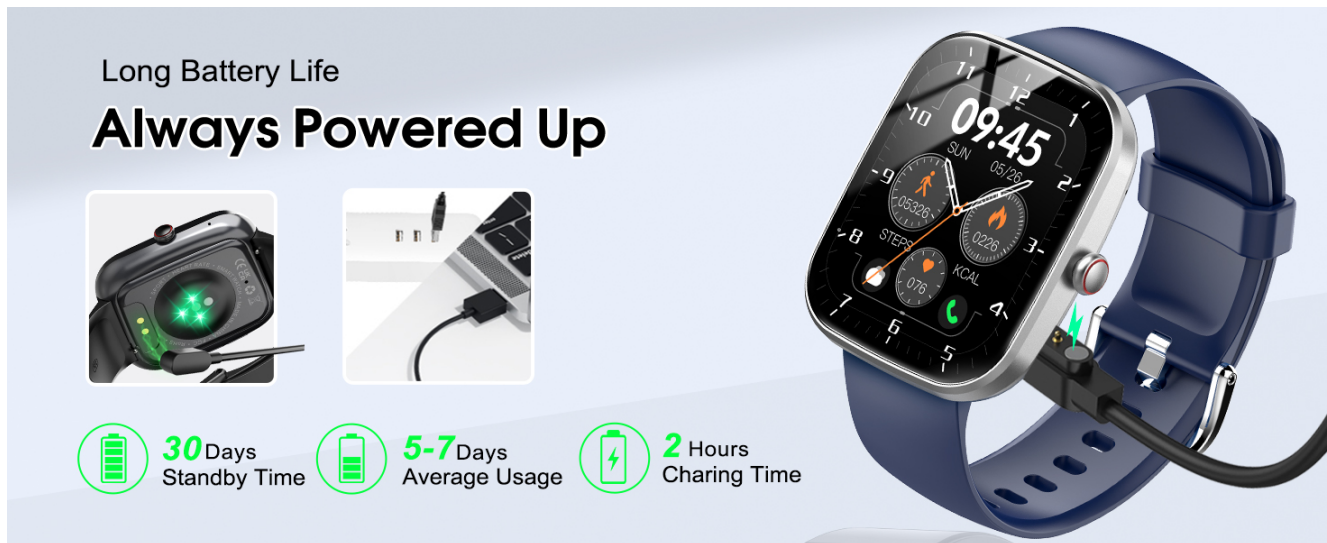


Image: Illustration of the Csasan T70 Smart Watch package contents.



SETUP




1. Charging the Smart Watch

Before first use, fully charge your Csasan T70 Smart Watch. Connect the magnetic charger to the charging points on the back of the watch and plug the USB end into a power adapter (not included) or a computer's USB port. A full charge typically takes approximately 2 hours.



Long Battery Life
Always Powered Up

 **30** Days Standby Time  **5-7** Days Average Usage  **2** Hours Charging Time




Image: Smartwatch charging process and battery life details.

2. App Installation

To unlock all features and synchronize data, download and install the **Gloryfit** app on your smartphone. Search for "Gloryfit" in the Apple App Store (for iOS devices) or Google Play Store (for Android devices).

3. Pairing with Your Smartphone

1. Ensure Bluetooth is enabled on your smartphone.
2. Open the Gloryfit app and follow the on-screen instructions to create an account or log in.
3. In the app, navigate to the device section and select "Add Device" or similar option.
4. The app will search for available devices. Select "T70" or the corresponding device name when it appears.
5. Confirm the pairing request on both your watch and smartphone.

OPERATING INSTRUCTIONS

Basic Navigation

- **Touch Screen:** Swipe left, right, up, or down to navigate through menus and features. Tap to select.
- **Wake Screen:** Raise your wrist or press the side button to wake the screen.
- **Custom Watch Faces:** Customize your watch face through the Gloryfit app using personal photos or pre-set designs.

112+ Sports Modes

Stay on top of your health with 24/7 real-time monitoring



22531 Steps



1086Kcal



8.35 Km



IP68 Waterproof

Image: Customizable watch faces on the 1.91-inch HD screen.

Wireless Calls and Message Push

Once paired with your smartphone, the T70 Smart Watch allows you to manage calls and notifications directly from your wrist.

- **Answer/Make Calls:** Use the watch to answer incoming calls or dial numbers. The watch syncs with your mobile contacts.
- **Message Notifications:** Receive notifications from various apps including Instagram, YouTube, Messenger, Gmail, Snapchat, Facebook, Twitter, and WhatsApp. Note: The watch does not support replying to messages.



Image: Smartwatch displaying Bluetooth call functionality.

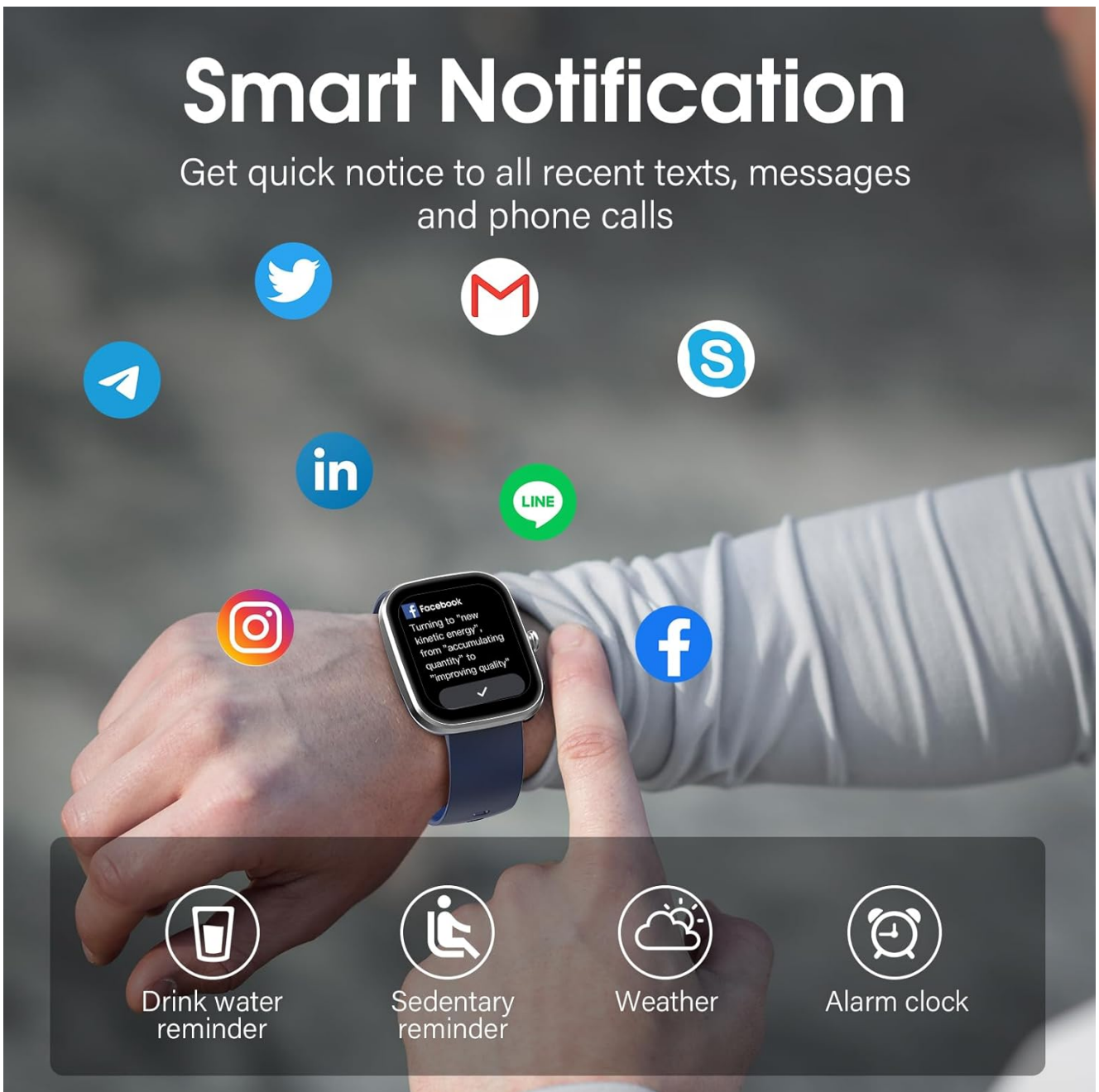


Image: Smartwatch showing notifications and other features like drink water reminder, sedentary reminder, weather, and alarm clock.

Sports Modes and Activity Tracking

The watch offers over 110 sports modes to track your physical activities. It records steps, distance, calories burned, and more.

- **Access Sports Modes:** Swipe on the watch face to find the sports mode menu and select your desired activity.
- **Activity Data:** View real-time data during your workout and detailed summaries in the Gloryfit app.



Image: Smartwatch displaying various sports modes and activity metrics.

Health Monitoring

The T70 Smart Watch includes sensors for continuous health monitoring.

- **Heart Rate Monitor:** Monitors your heart rate 24/7. Data is for reference and not for medical diagnosis.
- **Sleep Tracker:** Automatically tracks your sleep patterns, including awake, light, and deep sleep stages. Review sleep data in the Gloryfit app to adjust habits.



Heart Rate Monitoring

24 hours real time monitoring of your physical conditions



Sleep Monitoring

Accurately record sleep status to escort your sleep quality

Image: Smartwatch displaying heart rate and sleep monitoring functions.

Music Control

Control music playback on your smartphone directly from your watch.

- **Playback Control:** Play, pause, skip tracks, and adjust volume without needing to access your phone.



Image: Smartwatch demonstrating music control functionality.

Camera Remote Control

Use your smartwatch as a remote shutter for your smartphone's camera.

- **Remote Shutter:** Open the camera function in the Gloryfit app and use your watch to trigger photos.

Other Functions

The Csasan T70 Smart Watch includes several other useful features:

- Weather Forecast
- Sedentary Reminder
- Stopwatch
- Alarm Clock
- Timer
- Female Cycle Tracking
- Find Phone

MAINTENANCE

Water Resistance (IP68)

The Csasan T70 Smart Watch is IP68 waterproof, meaning it is resistant to dust and can withstand immersion in water up to 1.5 meters for 30 minutes. It is suitable for daily activities like washing hands or exercising in the rain.

Important Note:

- Do not use the watch in hot water, saunas, or steam rooms.
- Avoid prolonged soaking in water, as this can affect the waterproof seal over time.
- Water resistance is not a permanent condition and may decrease over time with normal wear and tear.

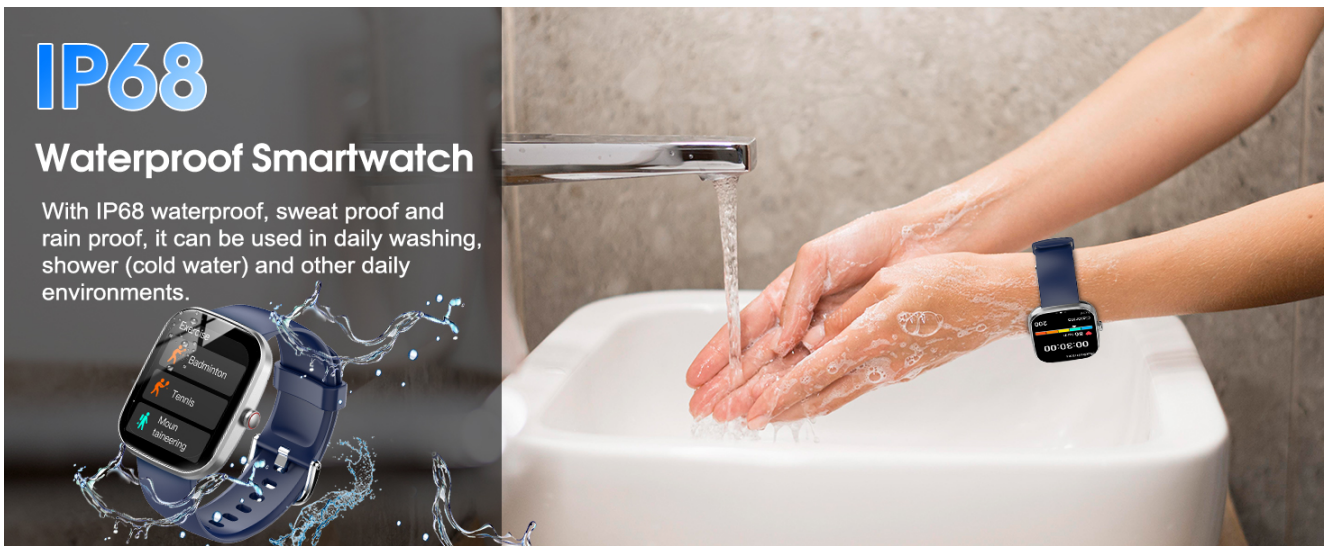


Image: Smartwatch demonstrating IP68 water resistance.

Cleaning and Care

- Wipe the watch regularly with a soft, dry cloth.
- Avoid using harsh chemicals or abrasive materials.
- Keep the charging contacts clean and dry to ensure proper charging.

Battery Life

The Csasan T70 Smart Watch offers:

- Up to 30 days of standby time.
- 5-7 days of average usage, depending on feature usage.

TROUBLESHOOTING

If you encounter issues with your Csasan T70 Smart Watch, refer to the following common solutions:

Problem	Possible Solution
Watch not turning on	Ensure the watch is fully charged. Connect to the magnetic charger for at least 30 minutes.
Cannot pair with phone	Make sure Bluetooth is on, the Gloryfit app is open, and the watch is within range. Restart both the watch and phone.
Notifications not received	Check app permissions for Gloryfit on your phone. Ensure notifications are enabled within the Gloryfit app settings for specific applications. Verify the watch is connected via Bluetooth.
Inaccurate step count	Ensure the watch is worn snugly on your wrist. Arm movements without actual steps (e.g., pushing a stroller) may not be accurately counted.
Heart rate/sleep data incorrect	Ensure the watch is worn correctly and snugly. Clean the sensor on the back of the watch. Note that data is for reference only.
Short battery life	Reduce screen brightness, disable continuous heart rate monitoring if not needed, and limit frequent notifications.

SPECIFICATIONS

Feature	Detail
Model Name	T70
Brand	Csasan
Screen Size	1.91 Inches
Shape	Rectangular
GPS	No GPS
Battery Cell Composition	Lithium Polymer
Wireless Communication Standard	Bluetooth
Connectivity Technology	Bluetooth
Special Feature	Activity Tracker
Operating System	Android (compatible with Android 5.0+ and iOS 9.0+)
Item Weight	0.09 Kilograms (3.2 ounces)
Manufacturer	Csasan
Waterproof Rating	IP68

WARRANTY AND SUPPORT

Warranty Information

The Csasan T70 Smart Watch comes with a **2-year free replacement policy** from the date of purchase, covering manufacturing defects.

Customer Support

Csasan provides **lifetime support** for its products. For any inquiries, technical assistance, or warranty claims, please contact our customer service team. We offer **24-hour quick service via email**.

Please refer to the contact information provided in your product packaging or on the official Csasan website for support details.