

[Manuals.plus](#) /

> [Dingdongwu](#) /

> Dingdongwu Smart Robot Dog Instruction Manual - Model AI Robot Dog

## Dingdongwu AI robot dog

# Dingdongwu Smart Robot Dog Instruction Manual

Model: AI Robot Dog

## SAFETY INFORMATION

---

This product is suitable for children over 3 years old. Adult supervision is recommended during play.

## WHAT'S IN THE BOX

---



Image: The product packaging displays the Smart Robot Dog, remote control, charging cable, and user manual, indicating all included items.

- AI robot dog
- Remote Control
- Charging Line
- User Manual

## SETUP

---

### 1. Unboxing and Initial Inspection

---


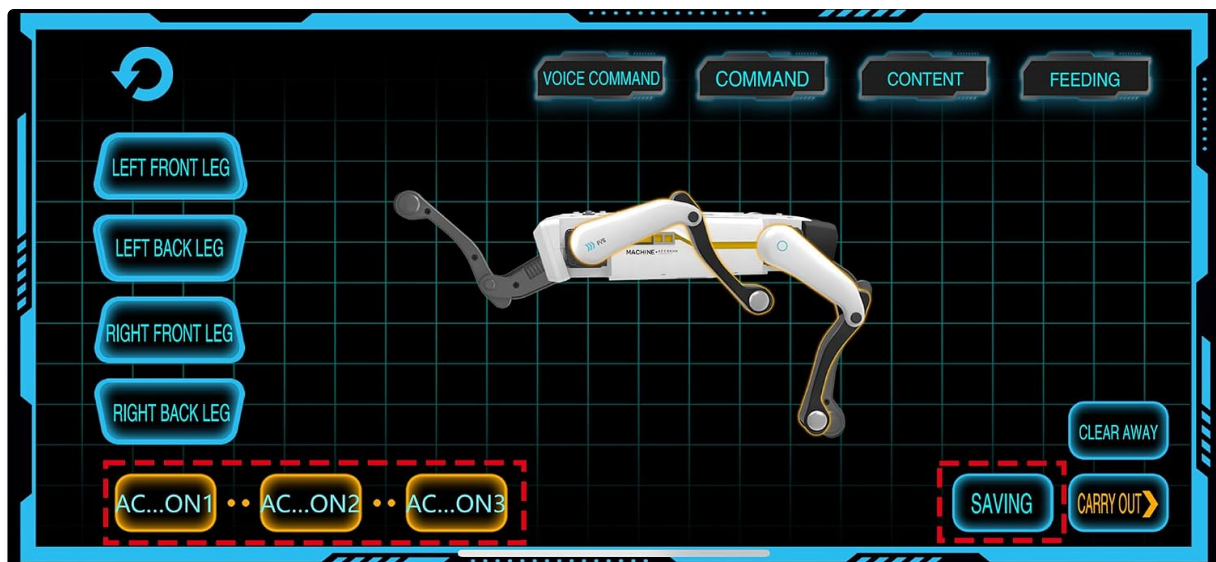
# Control Your Pet 4 Ways: Remote, APP & Voice Commands & Action Programming!



Image: A person unboxes the robot dog, revealing the main unit, remote control, and other accessories neatly packed.

Carefully remove all components from the packaging. Ensure all items listed in the 'What's in the Box' section are present.

## 2. Battery Installation (Remote Control)



**Step 1:** Pre-design the action and save it. You can save multiple actions at the same time.

**Step 2:** Carry out

Image: A close-up of the remote control, showing various buttons for different actions and controls.

The remote control requires 3 AAA batteries (included). Open the battery compartment on the back of the remote and insert the batteries, ensuring correct polarity.

### 3. Charging the Robot Dog

## Warm Tips !

### 1. The robotic dog cannot be charged or runs out of battery after a while:

- It is recommended to open the battery cover and connect the battery power cord before charging after receiving the product.

- If the red indicator light is on, it indicates that the robot dog is charging.

- We recommend that the battery be fully charged before use, as there may be some battery loss before our product reaches your hands, which is normal.

### 2. Mobile app cannot be downloaded:

- This issue is generally common on Android systems, but the latest Android systems can usually download this app.

- If you still cannot download this app, you can contact us and we will assist you and provide you with a solution.



Image: The robot dog is shown charging via a USB-C cable, with an indicator showing 1.5 hours for a full charge and 6 hours of playtime.

The robot dog features USB-C fast charging. Connect the provided charging line to the robot dog and a suitable USB power source. A full charge takes approximately 1.5 hours and provides up to 6 hours of playtime.

## 4. Powering On

## PERFORM VARIOUS INTERACTIVE FUNCTIONS



Image: The robot dog is shown powering on, with its legs adjusting to an upright position.

Locate the power switch on the robot dog and turn it ON. The robot will perform an initial sequence to prepare for operation.

### 5. App Download Guide

Video: This video demonstrates the process of downloading the companion app for the Dingdongwu Smart Robot Dog, highlighting compatibility with iOS and Android devices.

For advanced features and custom programming, download the free companion app compatible with iOS and Android devices. Follow the on-screen instructions within the app for pairing.

## OPERATING



Image: The robot dog can be controlled via remote, app, voice commands, and action programming, offering versatile play options.

The Dingdongwu Smart Robot Dog offers multiple control methods and interactive functions for engaging play.

## 1. Voice Control

Utilize English voice commands to make your robot pet perform over 30 lifelike actions, including Kung Fu, handshakes, somersaults, and playful 'pee attack' pranks.

## 2. Remote Control

## Bring Laughter Home: Perfect for Family Bonding!



Image: A close-up of the remote control, highlighting buttons for various movements and special actions like 'Spacewalk' and 'Kung Fu'.

Use the physical remote control to navigate the robot dog and trigger specific actions. The remote is clearly labeled for ease of use.

### 3. APP Control & Programming

Video: This video showcases the Smart Robot Dog performing various actions and interacting with children, demonstrating its engaging features.

The free iOS/Android app allows for effortless management of playtime. Adjust volume, switch languages (CN/EN), or lock controls. In coding mode, kids can design custom action sequences, fostering logic and programming skills.

### 4. Interactive Functions




Image: The robot dog demonstrates a range of interactive movements, including sitting, standing, and other playful poses, highlighting its strong joint capacity.

Beyond basic movements, the robot dog can perform a variety of interactive functions, making playtime dynamic and engaging. New actions are continuously added via app updates.

## MAINTENANCE

- **Cleaning:** Use a soft, dry cloth to wipe down the robot dog. Avoid using water or harsh chemicals, as this may damage electronic components.
- **Storage:** When not in use for extended periods, ensure the robot dog is fully charged and stored in a cool, dry place away from direct sunlight.
- **Battery Care:** To prolong battery life, avoid completely draining the battery frequently. Charge the robot dog regularly, even if not in active use.

## TROUBLESHOOTING



Image: A graphic detailing warm tips for troubleshooting, including battery issues and app download problems.

- **Robot dog cannot be charged or runs out of battery quickly:** It is recommended to open the battery

cover and connect the battery power cord before charging after receiving the product. If the red indicator light is on, it indicates that the robot dog is charging. We recommend that the battery be fully charged before use, as there may be some battery loss before the product reaches your hands, which is normal.

- **Mobile app cannot be downloaded:** This issue is generally common on Android systems, but the latest Android systems can usually download this app. If you still cannot download this app, please contact customer support for assistance.

## SPECIFICATIONS

---

- **Product Dimensions:** 12.2 x 5.5 x 7.2 inches
- **Item Weight:** 2.42 pounds
- **Item Model Number:** AI robot dog
- **Manufacturer Recommended Age:** 36 months - 18 years
- **Batteries:** 3 AAA batteries required (included for remote control)
- **Battery Capacity (Robot):** 600mAh (6-hour runtime)
- **Charging Time:** 1.5 hours (USB-C)

## WARRANTY AND SUPPORT

---

For warranty information, technical support, or any inquiries regarding your Dingdongwu Smart Robot Dog, please refer to the contact details provided in the product packaging or visit the official Dingdongwu website.