

LIGE FV15-C

LIGE FV15-C Smart Watch User Manual

Model: FV15-C

1. INTRODUCTION

This manual provides comprehensive instructions for the setup, operation, and maintenance of your LIGE FV15-C Smart Watch. Please read this manual thoroughly before using the device to ensure proper functionality and to maximize your user experience.



The LIGE FV15-C Smart Watch features a large round display and robust design.

2. WHAT'S IN THE BOX

Verify that all items are present in the package:

- Smartwatch-FV15
- Stainless Steel Band
- Silicone Strap
- Adjust Strap Tool
- User Manual
- Charging Cable

3. PRODUCT OVERVIEW

The LIGE FV15-C Smart Watch is designed for durability and functionality, featuring a 1.85-inch HD round screen and a robust metal case. It includes a high-brightness LED flashlight and customizable physical buttons for ease of use.

1.85" HD Ultra Large Screen //

Flashlight on Your Wrist <<<<



Colour Display



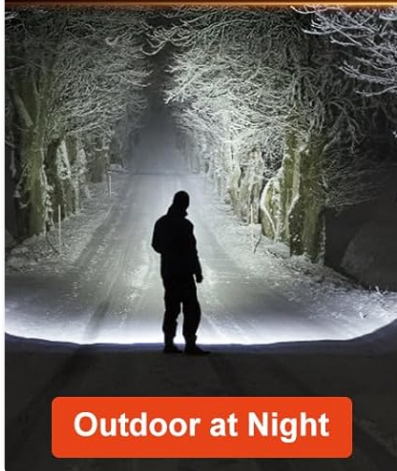
Full Touch Screen



360*360 Pixel



LED STRONG FLASHLIGHT



Outdoor at Night



Emergency Lighting



Wrought at Night

The integrated LED flashlight provides illumination for various situations.

Key Features:

- **1.85-inch HD Display:** Large, clear, and responsive touch screen (360*360 resolution).
- **800mAh Battery:** Extended battery life for prolonged use.
- **LED Flashlight:** High-brightness flashlight with a 20-meter range.
- **Durable Construction:** 9H hardness glass and metal case, military-grade tested.
- **Customizable Button:** Physical button for quick access to functions.

4. SETUP

4.1 Charging the Device

Before initial use, fully charge your LIGE FV15-C Smart Watch. Connect the provided charging cable to the charging port on the watch and to a standard USB power adapter. A full charge typically takes approximately 2.5 hours. The watch features an 800mAh battery, offering 7-10 days of normal use and over 60 days in standby mode.

Check your Health Data Any Time //

Health Monitoring



Heart Rate



Blood Oxygen



Blood Pressure



The watch is equipped with an 800mAh battery for extended usage.

4.2 App Installation

To unlock the full functionality of your smart watch, download and install the "FitCloudPro" app on your smartphone. The app is available for both Android and iOS devices.

- **For Android:** Search for "FitCloudPro" in the Google Play Store.
- **For iOS:** Search for "FitCloudPro" in the Apple App Store.

4.3 Device Pairing

After installing the app, follow these steps to pair your smart watch with your smartphone:

1. Ensure Bluetooth is enabled on your smartphone.
2. Open the "FitCloudPro" app and create an account or log in.
3. Navigate to the device section within the app and select "Add Device" or a similar option.
4. The app will search for available devices. Select "FV15-C" from the list.
5. Confirm the pairing request on both your phone and the watch.

The smart watch is compatible with Android smartphones version 6.0+ and iOS version 9.0+. For the one-click calling function, iOS 13+ is required.

5. OPERATING INSTRUCTIONS

5.1 Basic Navigation

The LIGE FV15-C features a dynamic UI with drag-and-drop operation. Swipe across the screen to navigate through menus and functions. The central button provides quick access to frequently used features. The watch supports six menu modes for varied user preferences.

5.2 Bluetooth Calling

Once paired, you can manage calls directly from your watch:

- **Make Calls:** Use the dial pad or access stored contacts on the watch.
- **Answer/Reject Calls:** Incoming calls will display on the watch, allowing you to answer or reject them.
- **Call Logs:** View recent call history.

800mAh Ultra-large Battery // **Excellent Battery Life <<<<**

7-12 Days
Heavy Use

14+ Days
Daily Use

60+ Days
Energy Saving Mode



Manage phone calls directly from your wrist.

5.3 Notifications

Receive real-time notifications from various social media platforms (Facebook, Instagram, Gmail, WhatsApp, Twitter, Snapchat) directly on your watch. Ensure notification permissions are granted in the "FitCloudPro" app settings.

5.4 AI Voice Assistant

Utilize the integrated AI voice assistant for hands-free control. Activate the assistant with a single click for convenient commands and queries.

5.5 LED Flashlight

The watch includes a high-brightness LED flashlight. Access this feature through the watch's menu for use in low-light conditions or emergencies. The flashlight has a range of up to 20 meters.

5.6 Custom Button and Password Settings

- **Custom Button:** The lower button can be customized for single-click or long-press actions, providing quick access to features like sports tracking, music control, or calls.
- **Password Settings:** Set a numeric password to lock your watch, enhancing the security of your personal data.

5.7 Watch Faces and Customization

The watch comes with six built-in watch faces. The "FitCloudPro" app offers over 200 additional watch faces, allowing for extensive customization to suit your style and needs.

5.8 Music Control and Remote Camera

Control music playback on your smartphone directly from the watch. The remote camera function allows you to trigger your phone's camera shutter from a distance.

6. HEALTH MONITORING

The LIGE FV15-C Smart Watch is equipped with an HR3605 chip, an optical PPG sensor, and AI algorithms to monitor various health metrics.

Improve Your Sleeping Habits //

Sleep Monitoring <<<<



Monitor your heart rate, blood oxygen, and blood pressure with the watch's sensors.

6.1 Heart Rate Monitoring

The watch continuously monitors your heart rate, providing real-time data and historical trends through the app.

6.2 Blood Oxygen Monitoring

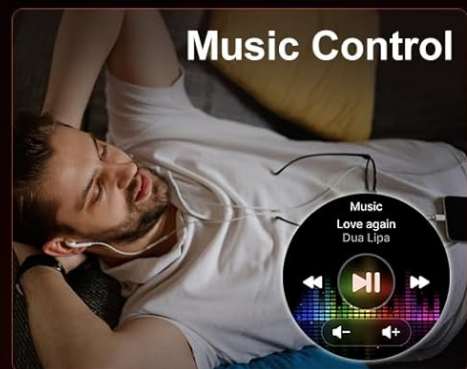
Track your blood oxygen levels to gain insights into your overall well-being.

6.3 Sleep Monitoring

The watch analyzes your sleep patterns, including total sleep duration, awake time, light sleep, and deep sleep, to help you improve your sleeping habits.

Meeting Your Daily Needs //

More Useful Functions <<<<



Detailed sleep analysis helps in understanding and improving sleep quality.

6.4 Sedentary and Hydration Reminders

Receive reminders to move or drink water throughout the day, promoting healthier habits.

7. SPORTS MODES

The LIGE FV15-C Smart Watch supports over 110 sports modes, accurately tracking your activity data, including steps, heart rate, blood oxygen, and calories burned. This comprehensive tracking assists in optimizing your workouts and achieving fitness goals.

Connect the World on Your Hand //

Bluetooth Phone Call <<<<

Answer/Make Call

Receive and make calls from the Bluetooth Smart Watch



AI Voice Assistant



Message Alert



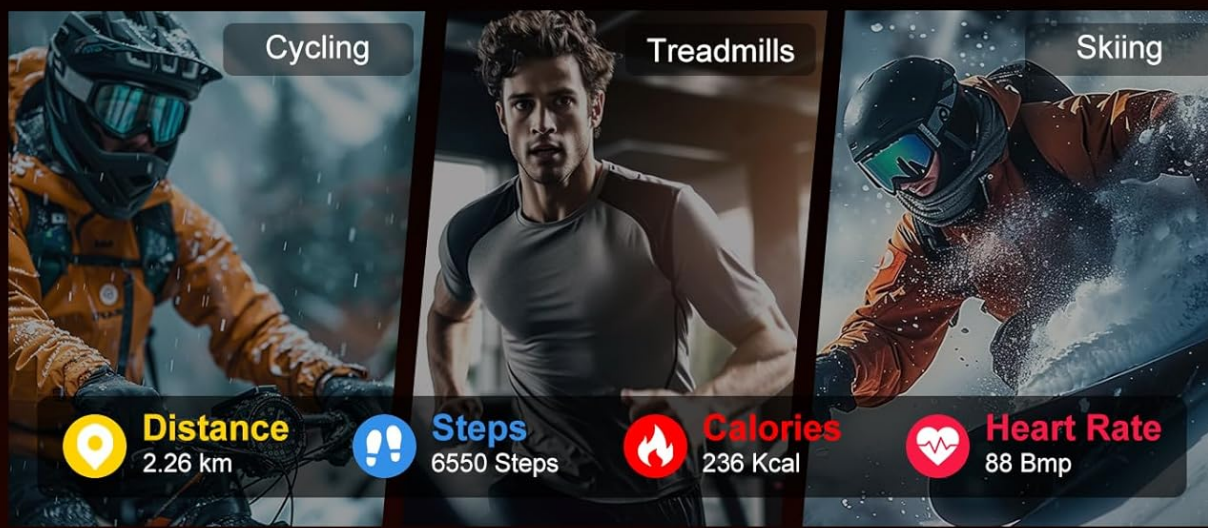
Track over 110 different sports activities with detailed metrics.

8. WATER RESISTANCE & DURABILITY

The LIGE FV15-C Smart Watch is designed to withstand challenging environments. It features IP68 waterproofing, making it suitable for swimming and exposure to rain. The watch has undergone rigorous military-grade tests, including resistance to extreme temperatures, low atmospheric pressure, and drilling, ensuring its reliability and durability.

More than 110 Sport Modes //

5ATM Waterproof <<<<



The watch is built to military standards, offering resistance to harsh conditions.

9. MAINTENANCE

To ensure the longevity and optimal performance of your LIGE FV15-C Smart Watch, follow these maintenance guidelines:

- **Cleaning:** Regularly wipe the watch screen and strap with a soft, dry cloth. For stubborn dirt, use a slightly damp cloth and mild soap, then dry thoroughly.
- **Avoid Harsh Chemicals:** Do not use strong detergents, solvents, or abrasive cleaners, as these can damage the watch's finish and seals.
- **Charging:** Use only the provided charging cable. Avoid overcharging the battery.
- **Storage:** Store the watch in a cool, dry place away from direct sunlight and extreme temperatures when not in use for extended periods.

- **Water Exposure:** While IP68 waterproof, avoid prolonged submersion in hot water or exposure to high-pressure water jets. Rinse with fresh water after exposure to saltwater.

10. TROUBLESHOOTING

If you encounter issues with your LIGE FV15-C Smart Watch, refer to the following common solutions:

- **Watch Not Turning On:** Ensure the watch is fully charged. Connect it to the charger for at least 30 minutes.
- **Cannot Pair with Phone:**
 - a. Ensure Bluetooth is enabled on your phone and the watch.
 - b. Make sure the watch is within the Bluetooth range of your phone.
 - c. Restart both your phone and the watch.
 - d. Clear the Bluetooth cache on your phone (Android) or forget the device (iOS) and try pairing again.
- **Notifications Not Received:**
 - a. Check if notification permissions are enabled for the "FitCloudPro" app on your phone.
 - b. Ensure the app is running in the background.
 - c. Verify that the watch is properly connected via Bluetooth.
- **Inaccurate Health Data:** Ensure the watch is worn snugly on your wrist, not too tight or too loose. Clean the sensor on the back of the watch.
- **Short Battery Life:** Reduce screen brightness, disable unnecessary features, and ensure background apps are closed on your phone.

If the problem persists, please contact customer support.

11. SPECIFICATIONS

Feature	Detail
Model Number	FV15-C
Screen Size	1.85 Inches
Display Resolution	360*360 HD
Battery Capacity	800 mAh (Lithium Polymer)
Connectivity	Bluetooth
Operating System	Wear OS 2.6
Memory Storage Capacity	256 MB





Water Resistance	IP68
Special Features	LED Flashlight, Bluetooth Calls, Voice Assistant, Heart Rate, Blood Oxygen, Sleep Monitor, Sedentary/Drinking Reminder, Password Protection
Compatible Devices	Android 6.0+ / iOS 9.0+ (iOS 13+ for one-click calling)
Manufacturer	LIGE


12. WARRANTY AND SUPPORT

The LIGE FV15-C Smart Watch comes with a 365-day after-sales service. If you have any questions or require assistance with your smart watch, please contact our customer support team. We offer quick responses 7 days a week, 24 hours a day, to resolve any issues you may encounter.

For support, please refer to the contact information provided with your purchase or visit the official LIGE website.

Related Documents - FV15-C

	<p>LIGE Smartwatch User Manual: Features, Operation, and Troubleshooting</p> <p>A comprehensive guide to operating your LIGE smartwatch, covering product specifications, button and screen controls, app connection, health monitoring features, and frequently asked questions.</p>
	<p>LIGE GPS Smartwatch: GloryFitPro App Installation and User Guide</p> <p>A comprehensive guide for LIGE GPS Smartwatches, detailing the download, installation, and usage of the GloryFitPro app. Learn how to register, log in, bind your device, and configure watch settings, along with important GPS notes and FCC compliance information.</p>
	<p>LIGE Smart Watch User Manual and Guide</p> <p>Official user manual for the LIGE Smart Watch, providing instructions on setup, features, health tracking, fitness modes, and connectivity for Android and iOS devices.</p>
	<p>LIGE BW0616/2025 Smart Watch User Manual and Specifications</p> <p>Comprehensive technical specifications and user information for the LIGE BW0616 and LIGE 2025 smart watches. This guide details features like the ultra HD screen, waterproof design, fitness tracking, LED flashlight, and Bluetooth connectivity for men.</p>

	<p>LIGE Men's Smart Watch 189 (I9) - User Manual & Features</p> <p>Comprehensive user guide for the LIGE Men's Luxury Smart Watch 189 (I9). Covers features like full circle touch screen, Bluetooth calls, waterproof design, fitness tracking, and compatibility with Android/iOS.</p>
<p>FCC Statement</p> <p>This device complies with part 15 of the FCC rules. Operation is subject to the following two conditions: (1) this device may not cause harmful interference, and (2) this device must accept any interference received, including interference that may cause undesired operation.</p> <p>Changes or modifications not expressly approved by the party responsible for compliance could void the user's authority to operate the equipment.</p> <p>NOTE: This equipment has been tested and found to comply with the limits for a Class B digital device, pursuant to part 15 of the FCC rules. These limits are designed to provide reasonable protection against harmful interference in a residential installation. This equipment generates uses and can radiate radio frequency energy and, if not installed and used in accordance with the instructions, may cause harmful interference to radio communications. However, there is no guarantee that interference will not occur in a particular installation. If this equipment does cause harmful interference to radio or television reception, which can be determined by turning the equipment off and on, the user is encouraged to try to correct the interference by one or more of the following measures:</p> <ul style="list-style-type: none">• Reorient or relocate the receiving antenna.• Increase the separation between the equipment and receiver.• Connect the equipment into an outlet on a circuit different from that to which the receiver is connected.• Consult the dealer or an experienced radio/TV technician for help. <p>The device has been evaluated to meet general RF exposure requirements. The device can be used in portable operation without restriction.</p> <p>1</p>	<p>LIGE Smart Watch User Manual and Operating Instructions</p> <p>Comprehensive guide to LIGE smart watch features, including product parameters, button and screen operations, charging, app connection, Bluetooth calling, and various health and fitness tracking functions. Learn how to use your LIGE smartwatch effectively.</p>