Saved from manuals.plus.
Open the live page for links to other documents and user manuals.

MINISO X15 PRO

MINISO X15 PRO AI Translation Earbuds User Manual

Model: X15 PRO | Brand: MINISO

1. Introduction

The MINISO X15 PRO AI Translation Earbuds are designed to facilitate real-time communication across language barriers, provide high-quality audio for music, and enable clear phone calls. These open-ear earbuds integrate advanced AI translation technology, supporting up to 135 languages for diverse applications such as travel, business meetings, and language learning.

This manual provides detailed instructions on how to set up, operate, and maintain your X15 PRO earbuds to ensure optimal performance and user experience.

2. Package Contents

Please verify that all items listed below are included in your package:

- 1x MINISO X15 PRO AI Language Translator Earbuds
- 1x Charging Case
- 1x USB-C Charging Cable
- 1x User Manual (this document)
- 1x Lanyard
- 1x App Operation Introduction Card



Image: The MINISO X15 PRO package contents, showing the earbuds, charging case, USB-C cable, user manual, and lanyard.

3. Product Overview

The MINISO X15 PRO earbuds feature an open-ear design for comfort and situational awareness. They are equipped with Bluetooth 5.4 for stable connectivity and 16mm dynamic speakers for clear audio. The ergonomic design ensures a secure fit for extended wear.



Image: The MINISO X15 PRO AI Translation Earbuds housed within their transparent charging case.



Image: A detailed view of one MINISO X15 PRO earbud, showcasing its ergonomic open-ear design.

4. Setup Guide

4.1 App Download

The full translation functionality of the X15 PRO earbuds requires the companion mobile application. Please download the app using the following steps:

1. Scan the QR code provided in the App Operation Introduction Card or visit the official download page: https://classicearjoy.com/app-download-h5.
2. Download and install the application on your iOS or Android smartphone.
3. Open the app and log in or create an account.

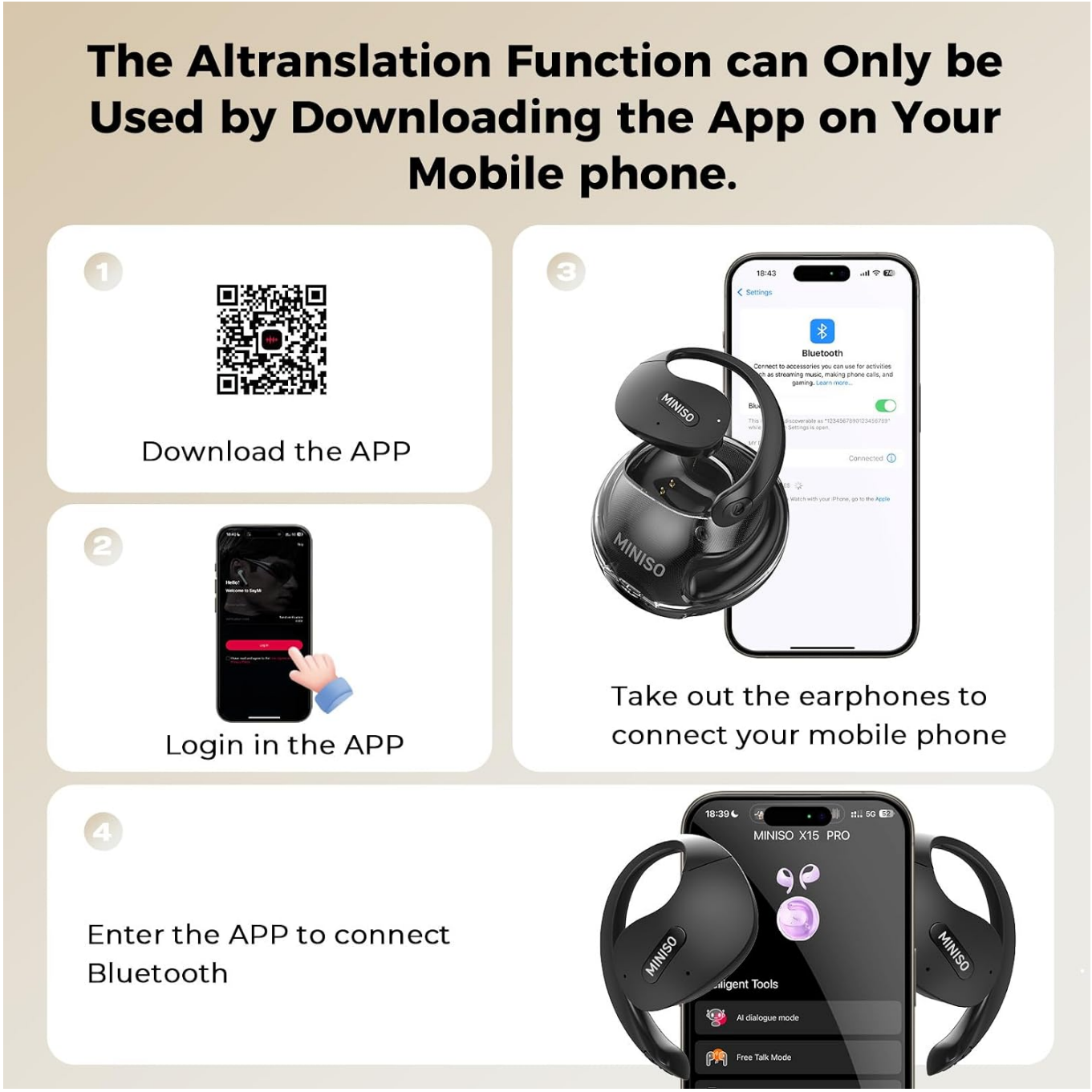

Image: Step-by-step guide for app download, login, and Bluetooth connection for the MINISO X15 PRO earbuds.

4.2 Bluetooth Pairing

To connect your earbuds to your mobile device:

1. Ensure your earbuds are charged and taken out of the charging case. They will automatically enter pairing mode.
2. On your smartphone, navigate to Bluetooth settings and enable Bluetooth.
3. Select "MINISO X15 PRO" from the list of available devices to pair.
4. Once paired, open the companion app and follow the in-app instructions to establish the connection for translation features.

5. Operating Instructions

5.1 Touch Controls

The X15 PRO earbuds feature intuitive touch controls for various functions:

Action	Function
Click (either earbud)	Play/Pause music
Double Click (left earbud)	Volume Down
Double Click (right earbud)	Volume Up
Three Strikes (left earbud)	Previous Track
Three Strikes (right earbud)	Next Track
Long Press (left earbud)	Activate Voice Assistant
Click (during call)	Answer/End Call
Long Press (during call)	Reject Call



Image: Visual guide to the touch controls on the MINISO X15 PRO earbuds.

5.2 Translation Modes

The X15 PRO earbuds offer multiple translation modes via the companion app:

- **Free Talk Mode:** Both participants wear an earbud. Place the phone in the middle. Start speaking by clicking an earbud. The earbud automatically recognizes and translates the other party's language, including punctuation.
- **AI Dialogue Mode:** Engage in real-time voice dialogue. Click the button in the app to speak, and the app will respond through voice. Ensure microphone permissions are granted.
- **Translation Machine Mode:** Click the translation button on your phone to speak one sentence at a time. The speech is automatically recognized, and the phone speaker outputs the translated sound.
- **Headphone+Phone Mode:** One person wears the headphones while the other uses the phone. Click on the headphones or phone to start speaking, and the speech will be automatically recognized and translated.



Image: Overview of the various translation modes available in the MINISO X15 PRO app.

6. Features

6.1 Real-time Translation

The X15 PRO earbuds provide real-time translation for 135 languages, bridging communication gaps with an accuracy rate of up to 98%.



Image: A visual representation of the 135 languages supported by the MINISO X15 PRO earbuds.

6.2 Audio Quality and Connectivity

Equipped with 16mm dynamic speakers, the earbuds deliver 360° Hi-Fi stereo sound with balanced mids and clear highs. Bluetooth 5.4 technology ensures faster, more stable connections with minimal delay.

6.3 Comfort and Design

The open-ear, ergonomic design ensures a secure and comfortable fit for extended use, preventing ear fatigue and discomfort. This design also allows for situational awareness, enabling users to hear their surroundings while enjoying audio.

6.4 Battery Life

Each earbud offers up to 5 hours of usage on a single charge. The portable charging case extends the total usage time to approximately 40 hours, making them suitable for travel and daily activities.



Image: Visual representation of the extended battery life provided by the charging case for the X15 PRO earbuds.

7. Usage Scenarios

The MINISO X15 PRO AI Translation Earbuds are versatile tools for various situations:

- **International Travel:** Communicate effortlessly in foreign countries, whether at hotels, restaurants, or local attractions.
- **Business Meetings:** Facilitate understanding and communication in international business environments.
- **Learning & Training:** Aid language learners in understanding content and practicing new languages.
- **Academic Exchange:** Support participants in international academic events to comprehend lectures and discussions.
- **Emergency Situations:** Assist in communicating with professionals in medical, legal, or other critical situations.



Image: The earbuds being used by a couple for translation during international travel.



Image: Earbuds in use during a business meeting to facilitate communication among participants.

8. Specifications

Feature	Detail
Model Number	X15 PRO
Brand	MINISO
Bluetooth Version	5.4
Supported Languages	135
Speaker Size	16mm Dynamic Speakers
Earbud Battery Life	Up to 5 hours
Total Battery Life (with case)	Up to 40 hours
Item Weight	0.317 ounces
Package Dimensions	5.71 x 3.31 x 2.05 inches
Color	Deep Black
Audio Jack	No Jack
Batteries Required	1 AAAA battery (for charging case, typically integrated)

9. Maintenance

To ensure the longevity and optimal performance of your MINISO X15 PRO earbuds, follow these maintenance guidelines:

- **Cleaning:** Gently wipe the earbuds and charging case with a soft, dry, lint-free cloth. Avoid using abrasive materials, solvents, or harsh chemicals.
- **Storage:** Store the earbuds in their charging case when not in use to protect them from dust and damage. Keep them in a cool, dry place away from direct sunlight and extreme temperatures.
- **Charging:** Use the provided USB-C charging cable and a compatible power adapter. Avoid overcharging or

completely draining the battery frequently.

- **Water Resistance:** The earbuds are not specified as waterproof. Avoid exposure to water, sweat, or high humidity to prevent damage.

10. Troubleshooting

If you encounter issues with your MINISO X15 PRO earbuds, refer to the following common solutions:

Problem	Possible Solution
Earbuds not pairing	Ensure earbuds are charged, out of the case, and Bluetooth is enabled on your device. Try restarting your device and the earbuds.
No sound or low volume	Check device volume and earbud volume. Ensure earbuds are properly seated. Re-pair the earbuds.
Translation not working	Ensure the companion app is installed, updated, and connected. Check internet connection for translation services. Verify microphone permissions for the app.
Earbuds not charging	Check charging cable and adapter. Ensure charging contacts on earbuds and case are clean and dry.
Intermittent connection	Move closer to your paired device. Avoid environments with strong Wi-Fi or other wireless interference.

11. Safety Information

Please read and follow these safety precautions to prevent damage to your device or injury to yourself:

- Do not disassemble, repair, or modify the earbuds or charging case.
- Keep the device away from extreme temperatures, direct sunlight, and open flames.
- Avoid exposing the device to water or other liquids.
- Do not use the earbuds at high volume for extended periods to prevent hearing damage.
- Dispose of the device and its components responsibly according to local regulations.

12. Warranty and Support

MINISO provides a limited warranty for the X15 PRO AI Translation Earbuds against defects in materials and workmanship under normal use. For specific warranty terms, duration, and to obtain support, please refer to the warranty card included in your package or visit the official MINISO support website. Please retain your proof of purchase for warranty claims.

© 2025 MINISO. All rights reserved.

Ask a question about this manual

Ask about setup, troubleshooting, compatibility, parts, safety, or missing instructions. Manuals+ will review the question and use this page's manual context to help answer it.

Name

Anonymous

Email

you@example.com

After a successful submission, we securely hash the supplied account or form email before sending it to Microsoft Advertising for conversion attribution. Privacy details.

Question

Example: How do I reset this device or fix this error?

Details

Model number, symptoms, what you tried, or the section of the manual you are using.

Submit question

Answered questions about this manual

How can I change the translation voice from female to male on the MINISO X15 PRO AI Translation Earbuds?

Based on the manual for the MINISO X15 PRO AI Translation Earbuds, the voice settings are managed through the companion mobile application rather than the earbuds themselves. While the manual does not explicitly detail...

Read full answer

Open the live page

https://manuals.plus/asin/B0F24N6H5S

More documents and user manuals: **https://manuals.plus/**