

## Hiacinto YYK-Q39V01

# Hiacinto AI Translation Earbuds User Manual

Model: YYK-Q39V01

Brand: Hiacinto

## 1. INTRODUCTION

Thank you for choosing the Hiacinto AI Translation Earbuds. These earbuds are designed to provide real-time language translation, multimedia playback, and call answering capabilities. Featuring advanced AI chips and Bluetooth 5.4 connectivity, they support 144 languages and offer multiple operating modes for various scenarios. This manual provides essential information for setting up, operating, and maintaining your earbuds.

## 2. WHAT'S IN THE BOX

- Ai Translator Earbuds (2 units)
- Charging Case (1 unit)
- Charging Cable (USB-C, 1 unit)
- User Manual (1 unit)
- Packaging Box (1 unit)



Image 2.1: The Hiacinto AI Translation Earbuds in their charging case. The case features a digital display indicating battery levels.

### 3. PRODUCT OVERVIEW

The Hiacinto AI Translation Earbuds consist of two open-ear earbuds and a portable charging case. Each earbud features a touch-sensitive area for controls and an ergonomic design for comfortable wear. The charging case protects the earbuds and provides additional battery life, with a digital display showing the charge status.



## Real-Time Voice Translation

Break language barriers instantly and communicate seamlessly in any multilingual conversation.

Image 3.1: Close-up view of the earbuds in the charging case, highlighting the digital battery percentage display on the case.

### 3.1 Key Features

- Real-time translation for 144 languages and accents.
- Four distinct translation modes: Silent, Earbud, Speaker, and Binaural.
- Open-ear design for comfort during extended use.
- Bluetooth 5.4 for stable and fast wireless connectivity.
- Long battery life: 8 hours per charge, up to 40 hours with charging case.
- Integrated AI chips for high accuracy in voice and text translation.

## 4. SETUP

### 4.1 Charging the Earbuds and Case

1. Place the earbuds into the charging case. Ensure they are correctly seated in their respective slots.
2. Connect the provided USB-C charging cable to the charging port on the case and plug the other end into a compatible USB power source.
3. The digital display on the charging case will indicate the current battery level. A full charge for the

earbuds takes approximately 1.5 hours.

The earbuds offer approximately 8 hours of usage on a single charge, and the charging case provides additional charges for a total of up to 40 hours of use. The standby time is up to 120 hours.




Image 4.1: Visual representation of the earbuds in their charging case, illustrating the battery performance metrics: 1.5 hours for a full charge, 120 hours of standby time, and 40 hours of total usage with the fully charged case.

## 4.2 Bluetooth Pairing

1. Open the charging case. The earbuds will automatically enter pairing mode.
2. On your smartphone or device, navigate to the Bluetooth settings.
3. Search for available devices and select "Hiacinto Earbuds" (or similar name) from the list.
4. Once connected, a confirmation sound will play, and the earbuds will be ready for use.

The earbuds utilize Bluetooth 5.4 technology, providing a stable connection up to 10 meters (33 feet).

## 4.3 App Installation and Activation

To utilize the full translation capabilities, download the dedicated AI translation application on your iOS or Android device.

1. Scan the QR code provided in the included manual or search for the "AI Translate Earbuds" app in



your device's app store.

2. Install the application.
3. Upon first use, you will be prompted to activate the free AI subscription. Use the unique code provided with your earbuds. This code can be activated on one device only.
4. Follow the on-screen instructions to complete the activation process. If you encounter issues, contact customer support.

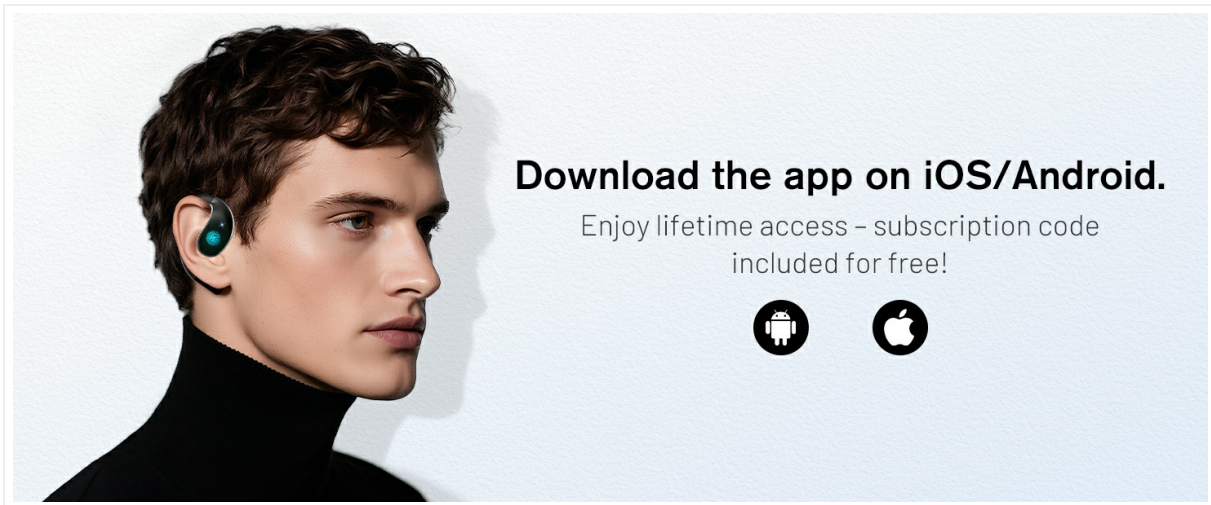


Image 4.2: A man wearing one earbud, with a graphic indicating the availability of the companion application for download on both iOS and Android platforms.

## 5. OPERATING MODES AND FUNCTIONS

The earbuds offer various modes to suit different communication needs.

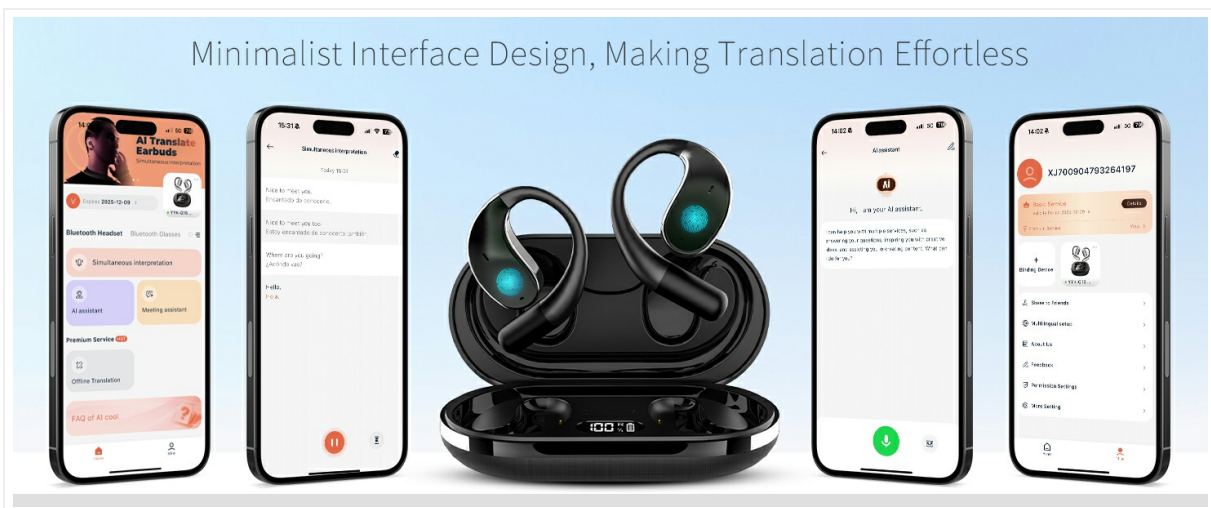


Image 5.1: An illustration showcasing the four distinct operating modes of the earbuds, along with the corresponding app interface.

### 5.1 Real-Time Translation

The core function of these earbuds is real-time language translation, supporting 144 languages and accents with a response time as fast as 0.25 seconds.

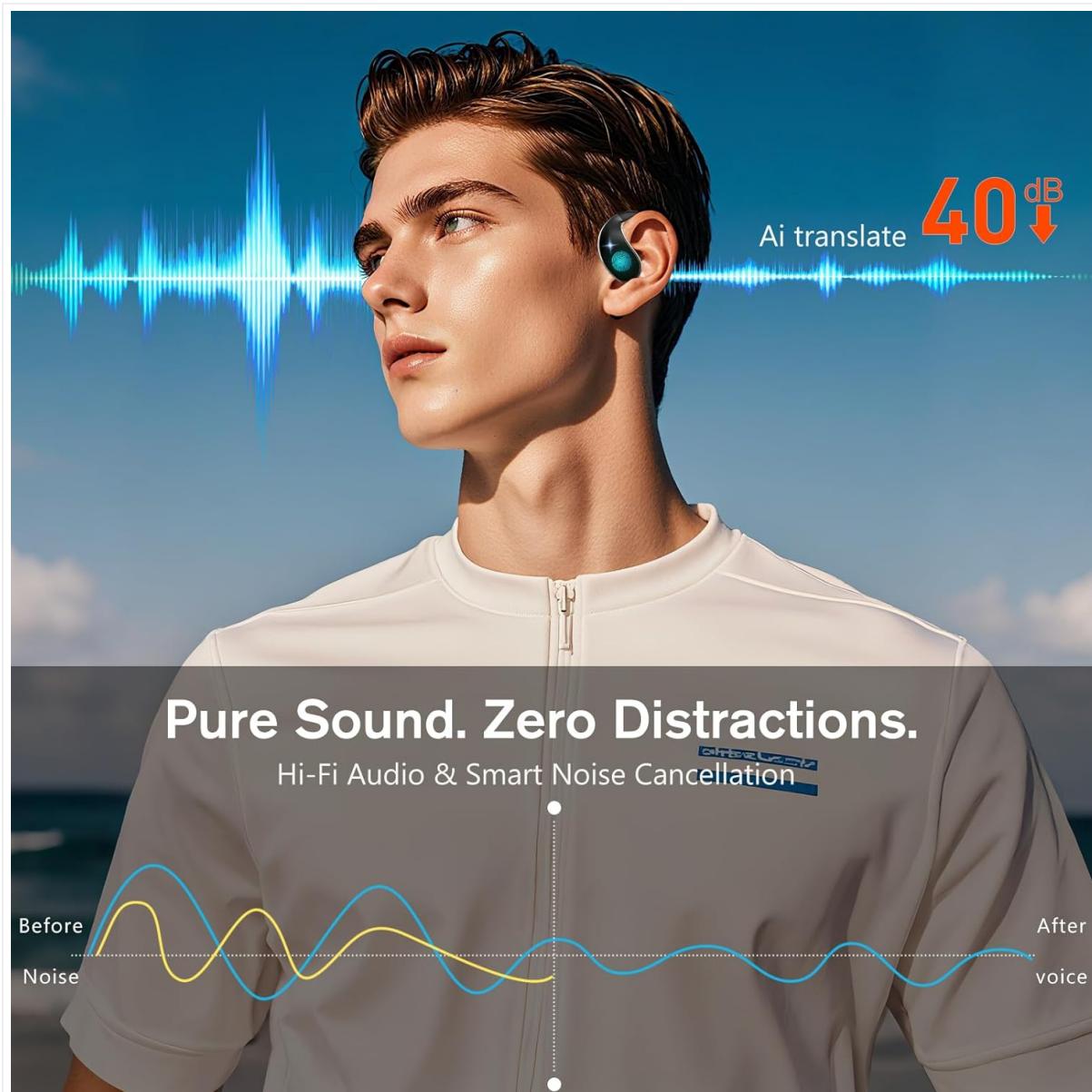


Image 5.2: Two individuals engaged in a conversation, both wearing translation earbuds, with a display of various national flags symbolizing the support for 144 languages.

### 5.1.1 Silent Mode

In Silent Mode, the earbuds translate spoken language and display the text on your connected device's screen, allowing for discreet communication.

### 5.1.2 Earbud Mode

This mode is ideal for one-on-one conversations. One person speaks into the phone, and the translation is played through the other person's earbud. Alternatively, both users wear an earbud, and the translation is heard directly.

### 5.1.3 Speaker Mode

Speaker Mode allows you to speak into your phone, and the translation is broadcast through your phone's speaker, suitable for communicating with a group or when you don't want to share an earbud.

### 5.1.4 Binaural Mode

Both earbuds are worn by a single user. This mode is suitable for listening to translated audio from a speaker or for personal language learning.



Image 5.3: A woman interacting with a smartphone displaying a real-time voice translation interface, demonstrating seamless communication in a multilingual conversation.

## 5.2 Call Translation

The earbuds can translate conversations during phone calls, enabling communication across language barriers directly through your calls.

## 5.3 Multimedia Playback

Beyond translation, the earbuds function as standard wireless headphones, providing high-fidelity audio for music, podcasts, and other media. They feature 14.2mm dynamic speakers for clear sound and impactful bass.



# Premium Sound Quality

14.2mm dynamic speaker  
providing dynamic and impactful bass



Crystal-  
Clear Call



High-Fidelity  
Audio



14.2mm Dynamic Drivers



Image 5.4: An exploded view diagram of an earbud's internal speaker, highlighting its 14.2mm dynamic driver and emphasizing features like crystal-clear calls and high-fidelity audio.

## 6. MAINTENANCE

### 6.1 Cleaning

- Gently wipe the earbuds and charging case with a soft, dry, lint-free cloth.
- Do not use abrasive cleaners, solvents, or aerosol sprays.
- Avoid getting moisture in any openings.

### 6.2 Storage

- Store the earbuds in their charging case when not in use to protect them and keep them charged.
- Keep the device in a cool, dry place, away from extreme temperatures and direct sunlight.

## 7. TROUBLESHOOTING

- **Earbuds not pairing:** Ensure the earbuds are charged and the charging case lid is open. Turn off and on your device's Bluetooth, then try pairing again.



- **No sound:** Check the volume levels on your connected device and ensure the earbuds are properly paired.
- **Translation not working:** Verify that the AI translation app is installed, activated, and connected to the earbuds. Check your internet connection, as most translation features require it.
- **Poor translation accuracy:** Ensure you are speaking clearly and at a moderate pace. Check the selected source and target languages in the app.
- **Charging issues:** Ensure the USB-C cable is securely connected to both the case and the power source. Try a different cable or power adapter.

For further assistance, please refer to the support section within the AI translation application or contact Hiacinto customer service.

## 8. SPECIFICATIONS

Product Dimensions	3.8 x 2.1 x 1 inches
Item Weight	3.2 ounces
Model Number	YYK-Q39V01
Batteries	1 Lithium Polymer battery (included)
Bluetooth Version	5.4
Wireless Range	Up to 10 meters (33 feet)
Earbud Battery Life	Approx. 8 hours per charge
Total Battery Life (with case)	Up to 40 hours
Standby Time	Up to 120 hours
Charging Time	Approx. 1.5 hours (earbuds)
Supported Languages	144 languages and accents
Manufacturer	Hiacinto

## 9. WARRANTY AND SUPPORT

Hiacinto products are designed for reliability and performance. For any issues with your AI Translation Earbuds, please refer to the troubleshooting section of this manual or the dedicated support resources within the AI translation application. If further assistance is required, please contact Hiacinto customer support directly. Information regarding specific warranty terms may be available through your point of purchase or on the official Hiacinto website.

### Related Documents



### [Hiacinto Night Vision Goggles Instruction Manual](#)

Comprehensive guide for Hiacinto Night Vision Goggles, covering setup, operation, features like infrared night vision, photo/video capture, PC connectivity, and specifications.