

LMS-801

Shiatsu Neck and Back Massager

Model: LMS-801

INTRODUCTION

Thank you for choosing the Shiatsu Neck and Back Massager. This device is designed to provide deep tissue kneading massage with optional soothing heat, helping to alleviate muscle soreness, ease stiffness, and promote relaxation. Please read this manual thoroughly before use to ensure safe and effective operation.

SAFETY INFORMATION

Your safety is paramount. Please observe the following precautions:

- This massager features a built-in over-heating prevention mechanism that automatically powers down the device after 15 minutes of continuous use.
- The device is designed for deep massage; if you are not accustomed to deep tissue massage, it is recommended to place a towel between the massager and your body to reduce intensity.
- This product is corded electric and is NOT cordless. Ensure the power adapter is securely connected.
- Do not use the massager in wet environments or near water.
- Keep out of reach of children.
- Consult a physician before use if you have any medical conditions, are pregnant, or have a pacemaker.
- Statements regarding dietary supplements have not been evaluated by the FDA and are not intended to diagnose, treat, cure, or prevent any disease or health condition.

PRODUCT FEATURES

- **8 Deep-Shiatsu Kneading Massage Nodes:** Provides powerful and effective massage to alleviate muscle soreness and stiffness.
- **Soothing Heat Function:** Built-in infrared heat improves blood circulation and enhances relaxation.
- **Adjustable Intensity:** Three speed strength levels allow for personalized pressure.
- **Two-Way Massage:** Massager heads can rotate clockwise or counter-clockwise, with automatic transfer every minute.
- **Automatic Timer:** Automatically powers down after each 15-minute cycle for safety and optimal use.
- **Versatile Design:** Suitable for neck, back, shoulder, leg, and body muscle pain relief.
- **Durable Materials:** Constructed from high-quality PU leather and breathable mesh fabric for comfort and longevity.

- **Portable:** Includes both AC adapter for home/office and car adapter for on-the-go use.

PACKAGE CONTENTS

- Shiatsu Neck and Back Massager Unit
- AC Power Adapter (UL listed, 110-240V, 60Hz)
- Car Power Adapter (12V DC)
- User Manual (this document)





Image: The Shiatsu Neck and Back Massager shown with its packaging box, illustrating the product's appearance and retail presentation.

SETUP

1. **Unpack:** Carefully remove the massager and all accessories from the packaging.
2. **Power Connection:**
 - For home/office use, connect the AC power adapter to the massager's power input port, then plug the adapter into a standard electrical outlet.
 - For car use, connect the car power adapter to the massager's power input port, then plug the adapter into your vehicle's cigarette lighter socket.
3. **Secure Connection:** Ensure the power connector is pushed firmly into the massager's port. If the connection seems loose, apply a little more force to secure it.

OPERATING INSTRUCTIONS

Familiarize yourself with the control panel buttons:

Smart Button



Power button



Two-Way Massage



Adjustable Intensity



Thermostat switch



Image: A detailed view of the control panel on the massager, highlighting the power button, two-way massage button, adjustable intensity button, and thermostat switch.

- **Power Button ():** Press once to turn the massager ON. Press again to turn it OFF.
- **Two-Way Massage Button (↻):** Controls the rotation direction of the massage nodes. The massager automatically alternates between clockwise and counter-clockwise rotation every minute. Press this button to manually switch direction.
- **Adjustable Intensity Button (≡):** Cycles through 3 speed strength levels (low, medium, high). Press to adjust the massage intensity to your preference.
- **Thermostat Switch (≈):** Turns the infrared soothing heat function ON or OFF.


Usage Steps:

1. Connect the massager to a power source.
2. Position the massager on the desired body area (neck, shoulders, back, legs, etc.). Use the long handle straps to adjust position and apply gentle pressure.
3. Press the Power Button () to start the massage.

4. Adjust the intensity using the Adjustable Intensity Button (≡).
5. Turn the heat function ON or OFF with the Thermostat Switch (≈).
6. The massager will automatically shut off after 15 minutes. You can restart it if desired, or manually turn it off by pressing the Power Button ().

ENJOY THE FULL BODY MASSAGE

Versatile design allows focusing on a target area



Office & Desk Work



Back Pain



Sore Muscles



Stress Relief

**BEST
USED
FOR**

Image: Demonstrates the versatility of the massager, showing its use on the neck, upper back, lower back, thighs, and abdomen for full body relief.


MASSAGES ON THE GO

In the Office

BEST CHOICE



In the Car



At Home

Image: Illustrates the portability and convenience of the massager, depicting individuals using it while working in an office, relaxing in a car, and at home on a couch.

MAINTENANCE


Proper care will extend the life of your massager:

- **Cleaning:** Disconnect the power before cleaning. Wipe the surface with a soft, damp cloth. Do not use abrasive cleaners or immerse the unit in water.
- **Storage:** Store the massager in a cool, dry place away from direct sunlight and moisture when not in use.
- **Handling:** Avoid sharp objects that could damage the PU leather or mesh fabric.

Breathable Design



**Eco-Friendly
PU Leather**



**Breathable
Mesh Fabric**



**Noiseless
Design**




Image: A close-up view highlighting the breathable mesh fabric and eco-friendly PU leather materials used in the massager's construction, emphasizing its comfortable and durable design.

TROUBLESHOOTING

Problem	Possible Cause	Solution
Massager does not turn on.	Not properly connected to power.	Ensure the power adapter is securely plugged into both the massager and the power outlet/car socket. Push the connector firmly.
Massager stops during use.	Automatic shut-off activated.	The massager has a 15-minute auto-shutoff feature. Wait a few moments and restart if desired.
Massage feels too intense.	Deep massage nodes.	Place a towel or soft cloth between the massager and your body to reduce the intensity. Adjust the intensity level using the control panel.

Problem	Possible Cause	Solution
Heat function not working.	Heat function is off.	Press the Thermostat Switch (≈) to activate the heat function. Allow a few minutes for the heat to build up.

SPECIFICATIONS

Attribute	Detail
Model Number	LMS-801
Power Supply	110-240V, 60Hz (AC Adapter); 12V DC (Car Adapter)
Power Consumption	30W
Product Dimensions	14.57 x 2.54 x 18.9 inches (approximate)
Item Weight	3.1 Pounds (approximate)
Material	Faux Leather, Breathable Mesh Fabric
Massage Nodes	8 (with 16 massage heads for two-way rotation)
Auto Shut-off	15 minutes
Country of Origin	China

WARRANTY AND SUPPORT

This product is manufactured by Shiatsu. For any product-related inquiries, technical support, or warranty claims, please refer to the contact information provided by your retailer or the manufacturer's official website. Please retain your proof of purchase for warranty purposes.