

## ttec KM156

# ttec SoundFlow OWS Wireless Bluetooth Earphones KM156 User Manual

Model: KM156

## 1. INTRODUCTION

This manual provides instructions for the proper use and maintenance of your ttec SoundFlow OWS Wireless Bluetooth Earphones, model KM156. Please read this manual thoroughly before using the product to ensure optimal performance and longevity.

The ttec SoundFlow OWS earphones feature an open-ear design for situational awareness, dynamic acoustic system for clear sound, and Bluetooth 5.4 for stable wireless connectivity.

## 2. PACKAGE CONTENTS

Verify that all items are present in your product package:

- ttec SoundFlow OWS Wireless Bluetooth Earphones (Left and Right)
- Charging Case
- USB-C Charging Cable
- User Manual

## 3. PRODUCT OVERVIEW

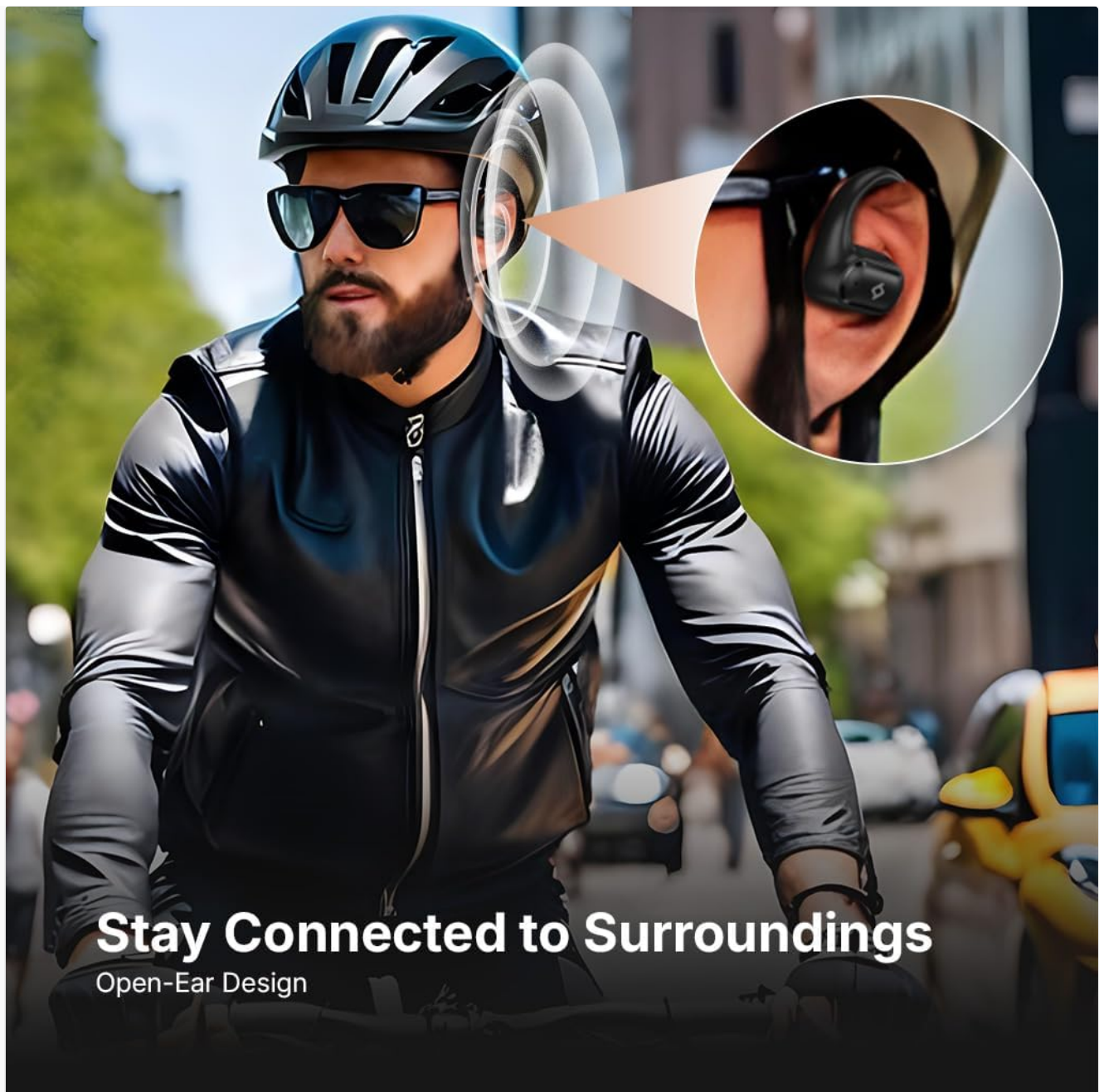
Familiarize yourself with the components of your ttec SoundFlow OWS earphones.



Image 3.1: ttec SoundFlow OWS Earphones and Charging Case. The image displays the two black earphones with ear hooks, positioned above their open black charging case.

### Earphone Components:

- **Ear Hook:** Provides a secure and comfortable fit over the ear.
- **Speaker Unit:** Delivers audio output.
- **Microphone:** For calls and voice commands.
- **Touch Sensor Area:** For controlling music, calls, and other functions.
- **Charging Contacts:** Connects with the charging case for power.



## Stay Connected to Surroundings

Open-Ear Design

Image 3.2: Close-up of an earbud highlighting the touch sensor area. The image shows a detailed view of the earbud's outer surface, indicating the touch-sensitive zone for controls.

### Charging Case Components:

- **Earphone Slots:** Securely holds and charges the earphones.
- **USB-C Charging Port:** For charging the case.
- **LED Indicator:** Shows charging status and battery level.

## 4. SETUP

### 4.1 Charging the Earphones and Case

Before first use, fully charge the earphones and the charging case.

1. Place the earphones into the charging case. Ensure the charging contacts align.
2. Connect the USB-C charging cable to the charging port on the case and the other end to a power source (e.g., USB wall adapter, computer USB port).
3. The LED indicator on the case will show the charging status. Once fully charged, the indicator will change or

turn off.

A full charge provides up to 6 hours of earphone use, and the charging case provides up to 30 hours of additional battery life. The Charge&Go feature allows 2.5 hours of use from a 15-minute charge.



Image 4.1: Charging case displaying battery life. The image illustrates the charging case with text indicating 24 hours from the charging case, 6 hours from earbuds, and 2.5 hours of use from 15 minutes of charging.

## 4.2 Pairing with a Bluetooth Device

To connect your earphones to a smartphone or other Bluetooth-enabled device:

1. Ensure the earphones are charged and placed in the charging case.
2. Open the charging case. The earphones will automatically enter pairing mode, and their LED indicators will flash.
3. On your device, enable Bluetooth and search for available devices.
4. Select "ttec SoundFlow" from the list of found devices.
5. Once connected, the earphone LED indicators will stop flashing or turn off, and you will hear a confirmation tone.



The earphones will automatically reconnect to the last paired device when removed from the case, if Bluetooth is enabled on the device.

## 5. OPERATING INSTRUCTIONS

### 5.1 Wearing the Earphones

Gently place the ear hook over your ear and position the speaker unit comfortably in front of your ear canal. The open-ear design allows you to remain aware of your surroundings.



Image 5.1: A person cycling while wearing the ttec SoundFlow OWS earphones. The image highlights the open-ear design, allowing the user to stay connected to their surroundings.

# All-day Comfort and a Secure Fit

Soft, Flexible  
Ear Hooks



**8,2gr**  
Lightweight  
Earbud



**52gr**  
Charging Case



Image 5.2: A woman wearing a ttec SoundFlow earbud, demonstrating the comfortable and secure fit. The image also indicates the lightweight design: 8.2g per earbud and 52g for the charging case.

## 5.2 Touch Controls

The earphones feature touch sensors for easy control of various functions:

Action	Function
Single Tap (L/R)	Play/Pause Music, Answer Call
Double Tap (L)	Previous Track
Double Tap (R)	Next Track
Triple Tap (L/R)	Activate Voice Assistant
Long Press (L/R)	Reject Call, End Call

## 5.3 Game Mode

The earphones feature a low-latency game mode for an enhanced gaming and video experience. This mode reduces audio delay to 50ms.

- To activate Game Mode: Refer to the specific instructions in the quick start guide or product packaging for the exact touch gesture to enable/disable game mode. (Typically a specific tap sequence or long press).
- When Game Mode is active, you may notice a slight change in audio profile, optimized for lower latency.



Image 5.3: ttec SoundFlow earphones and charging case, surrounded by gaming console symbols, highlighting the 50ms low latency feature for an optimized gaming and video experience.

## 6. MAINTENANCE

### 6.1 Cleaning

- Wipe the earphones and charging case with a soft, dry, lint-free cloth.
- Do not use abrasive cleaners, alcohol, or chemical solvents.
- Ensure charging contacts are clean and dry to prevent charging issues.

### 6.2 Water and Sweat Resistance



The ttec SoundFlow OWS earphones are IPX6 rated, meaning they are resistant to high-pressure water jets from any direction. This makes them suitable for use during workouts and in light rain.

- Do not submerge the earphones in water.
- Ensure the earphones are dry before placing them back into the charging case to prevent damage.

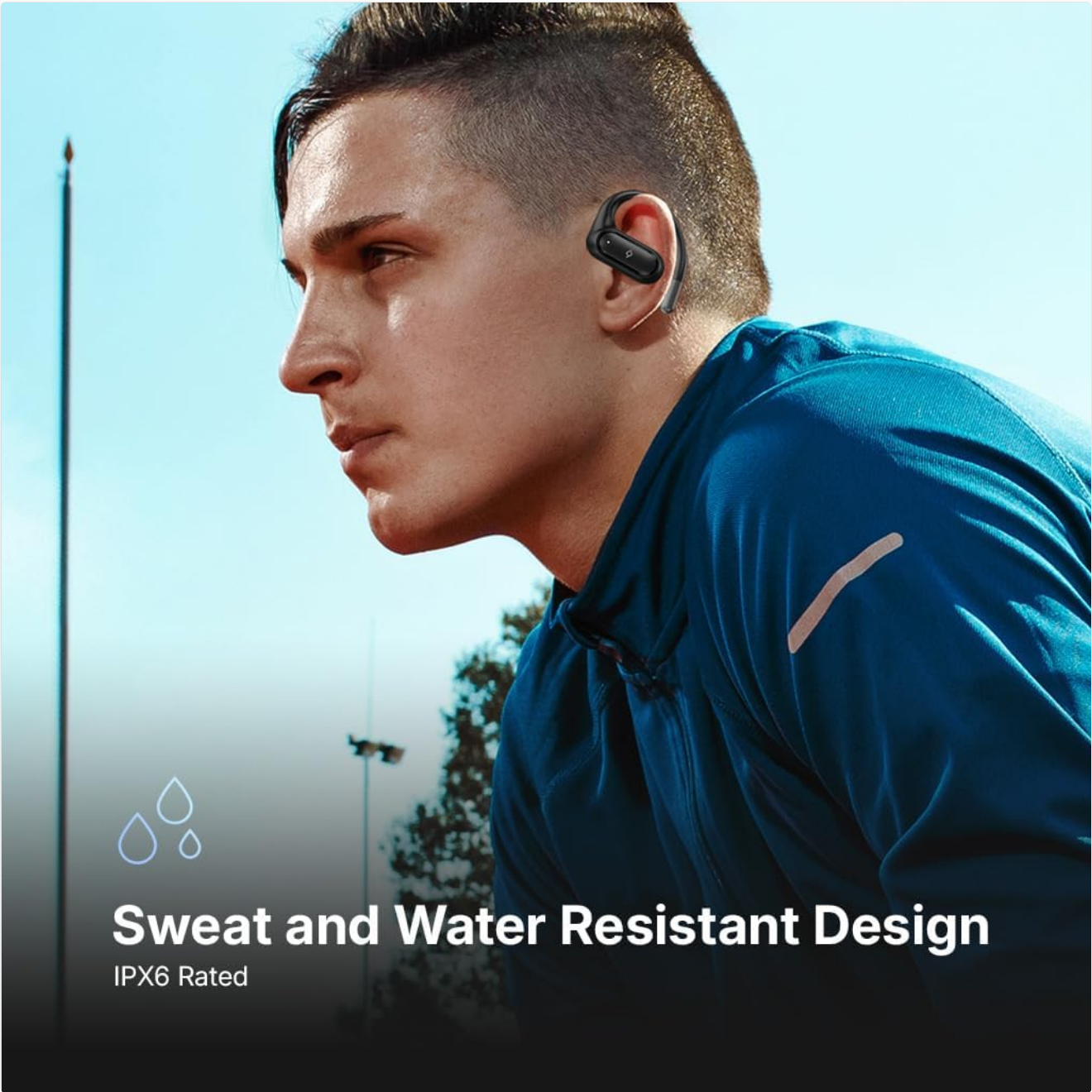


Image 6.1: A man running outdoors, illustrating the sweat and water-resistant design of the ttec SoundFlow earphones, which are IPX6 rated.

6.3 Storage

When not in use, store the earphones in their charging case to protect them and keep them charged. Store in a cool, dry place away from extreme temperatures.

7. TROUBLESHOOTING

If you encounter issues with your earphones, refer to the following common solutions:

Problem	Solution
---------	----------



Problem	Solution
Earphones not pairing	Ensure earphones are charged. Turn off and on Bluetooth on your device. Forget the device in your Bluetooth settings and re-pair.
Only one earphone working	Place both earphones back in the case, close the lid, then open again. Ensure both are charged.
No sound	Check device volume. Ensure earphones are connected. Try playing different audio.
Charging issues	Ensure charging cable is securely connected. Clean charging contacts on earphones and case. Try a different USB-C cable or power source.

If the problem persists, please contact customer support.

## 8. SPECIFICATIONS




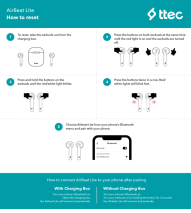


Feature	Detail
Model Name	SoundFlow
Model Number	KM156
Connectivity Technology	Wireless (Bluetooth 5.4)
Form Factor	True Wireless, Open-Ear
Earbud Weight	8.2 grams (each)
Charging Case Weight	52 grams
Earbud Battery Life	Up to 6 hours (single charge)
Total Battery Life (with case)	Up to 30 hours
Fast Charging	15 min charge for 2.5 hours use (Charge&Go)
Water Resistance	IPX6 Rated (Sweat and Water Resistant)
Low Latency	50ms (Game Mode)
Manufacturer	ttec

## 9. WARRANTY AND SUPPORT

Your ttec SoundFlow OWS Wireless Bluetooth Earphones are covered by a manufacturer's warranty. For detailed warranty information, please refer to the warranty card included in your product packaging or visit the official ttec website.

For technical support, troubleshooting assistance, or to inquire about replacement parts, please contact ttec customer service through their official channels. Contact information can typically be found on the product packaging or the official ttec website.

## Related Documents - KM156

	<a href="#">ttec SoundFlow Open-Ear OWS Wireless Bluetooth Headset User Manual</a> Comprehensive user manual for the ttec SoundFlow Open-Ear OWS Wireless Bluetooth Headset, covering setup, usage, features, specifications, safety, and warranty information.
	<a href="#">ttec SoundBeat Sport Wireless Bluetooth Headset User Manual</a> Comprehensive user manual for the ttec SoundBeat Sport Wireless Bluetooth Headset, detailing setup, pairing, call management, music control, troubleshooting, and safety guidelines.
	<a href="#">Ttec AirBeat Tone True Wireless Bluetooth Headset User Manual</a> Comprehensive user manual for the Ttec AirBeat Tone True Wireless Bluetooth Headset, covering setup, features, specifications, safety, and warranty information.
	<a href="#">Ttec AirBeat Lite: Reset and Connection Guide</a> A step-by-step guide on how to reset your Ttec AirBeat Lite earbuds and connect them to your phone, with or without the charging box.
	<a href="#">ttec ReCharger Mini LCD 10,000mAh Portable Power Bank User Manual</a> Comprehensive user manual for the ttec ReCharger Mini LCD 10,000mAh portable power bank. Learn about charging, specifications, features, and warranty. Includes built-in USB-C and Lightning cables.
	<a href="#">ttec ReCharger M 5000mAh PD 20W Wireless Powerbank User Manual</a> User manual for the ttec ReCharger M 5000mAh portable wireless powerbank. This guide details how to charge the powerbank, check battery levels, charge your devices wirelessly or via USB-C, and provides product specifications, safety warnings, and warranty information. Features PD 20W output.