

DOQAUS Life 4

DOQAUS Life 4 Bluetooth Headphones User Manual

Model: Life 4

1. INTRODUCTION

Thank you for choosing DOQAUS Life 4 Bluetooth Headphones. This manual provides instructions for the proper setup, operation, and maintenance of your headphones. Please read this manual thoroughly before use to ensure optimal performance and longevity of your device.

Package Contents

- DOQAUS Life 4 Bluetooth Headphones
- USB-C Charging Cable
- 3.5mm Audio Cable
- User Manual

2. SAFETY INFORMATION

To prevent damage to your headphones or injury to yourself, please observe the following safety precautions:

- Do not expose the headphones to extreme temperatures, humidity, or corrosive environments.
- Avoid dropping or subjecting the headphones to strong impacts.
- Do not disassemble or attempt to repair the headphones yourself. This will void the warranty.
- Clean the headphones with a soft, dry cloth only. Do not use liquid cleaners.
- Prolonged listening at high volume levels may cause hearing damage. Adjust volume to a safe level.
- Keep out of reach of children.

3. PRODUCT OVERVIEW

The DOQAUS Life 4 headphones are designed for comfort and high-quality audio. They feature 40mm drivers for clear sound and Bluetooth 5.4 technology for stable wireless connectivity.



Image: DOQAUS Life 4 Bluetooth Headphones, showing both black and white color variants. These over-ear headphones feature soft earcups and an adjustable headband for comfortable wear.

Advanced BT 5.4 Wireless technology

make your connection more stable and faster



Image: An internal view of the DOQAUS Life 4 headphone, highlighting the advanced Bluetooth 5.4 wireless technology chip for stable and fast connections.

Powerful HD Sound Quality

Enjoy Your Life with True-to-Life
Music Dual 40mm Large-Aperture Drivers



Image: A close-up of the DOQAUS Life 4 headphone earcup, illustrating the 40mm large-aperture driver responsible for powerful HD sound quality.

Quite Comfortable for All-Day Wear

Super comfortable, nothing but music



Image: A person wearing the DOQAUS Life 4 headphones, illustrating their comfortable design suitable for all-day wear.

4. SETUP

4.1 Initial Charging

Before first use, fully charge your headphones. Connect the USB-C charging cable to the charging port on the headphones and the other end to a USB power source (e.g., computer, wall adapter). The LED indicator will show charging status.

- A full charge provides up to 90 hours of playtime in Bluetooth mode.
- A quick 10-minute charge can provide approximately 5 hours of listening time.

90-HOURS PLAYTIME

10 minutes of charging for 5 hours of listening



Image: The DOQAUS Life 4 headphones displayed with text indicating "90-HOURS PLAYTIME" and "10 minutes of charging for 5 hours of listening," highlighting the extended battery life.

4.2 Bluetooth Pairing

1. Ensure the headphones are turned off.
2. Press and hold the Power button until the LED indicator flashes blue and red alternately, indicating pairing mode.
3. On your device (smartphone, tablet, computer), enable Bluetooth and search for available devices.
4. Select "DOQAUS Life 4" from the list of found devices.
5. Once connected, the LED indicator will slowly flash blue.

Multi-point Connectivity: The DOQAUS Life 4 headphones support connecting to two Bluetooth devices simultaneously. After connecting to the first device, disable Bluetooth on that device, then pair with the second device. Re-enable Bluetooth on the first device, and the headphones should connect to both.

4.3 Wired Connection (AUX Mode)

To use the headphones in wired mode, connect one end of the 3.5mm audio cable to the AUX port on the headphones

and the other end to your audio source. The headphones will automatically switch to wired mode, and Bluetooth functionality will be disabled.



Image: The DOQAUS Life 4 headphones demonstrating both wireless Bluetooth connectivity with a smartphone and a wired connection using a 3.5mm audio cable, illustrating versatile connection options.

5. OPERATING INSTRUCTIONS

5.1 Basic Controls

- **Power On/Off:** Press and hold the Power button for 3 seconds.
- **Play/Pause:** Press the Multi-function button once.
- **Volume Up:** Press the "+" button.
- **Volume Down:** Press the "-" button.
- **Next Track:** Press and hold the "+" button for 2 seconds.
- **Previous Track:** Press and hold the "-" button for 2 seconds.

- **Answer/End Call:** Press the Multi-function button once.
- **Reject Call:** Press and hold the Multi-function button for 2 seconds.
- **Activate Voice Assistant:** Double-press the Multi-function button.

5.2 EQ Modes

The DOQAUS Life 4 headphones feature three equalizer (EQ) modes to optimize your listening experience for different music styles. Press the EQ button to cycle through the modes:

- **Heavy Bass Mode:** Enhances low-frequency sounds for a deeper bass experience.
- **Vocal Mode:** Optimizes mid-range frequencies for clearer vocals.
- **Balanced Mode:** Provides a neutral sound profile suitable for various genres.



Image: A collage demonstrating the three EQ music modes of the DOQAUS Life 4 headphones: Heavy Bass, Vocal, and Balanced. The image shows the headphones and individuals enjoying music, indicating the versatility of sound profiles.

6. MAINTENANCE

6.1 Cleaning

- Wipe the headphones with a soft, dry, lint-free cloth.
- Do not use abrasive cleaners, alcohol, or chemical solvents.
- Ensure charging ports and audio jacks are free of dust and debris.

6.2 Storage

- Store the headphones in a cool, dry place away from direct sunlight and extreme temperatures.
- If storing for an extended period, charge the headphones periodically to maintain battery health.

7. TROUBLESHOOTING

Problem	Possible Cause	Solution
Headphones do not power on.	Low battery.	Charge the headphones fully.
Cannot pair with device.	Headphones not in pairing mode; Bluetooth disabled on device; device too far.	Ensure headphones are in pairing mode (flashing blue/red). Enable Bluetooth on your device. Move device closer to headphones.
No sound.	Volume too low; headphones not connected; incorrect audio source.	Increase volume. Verify Bluetooth connection or 3.5mm cable connection. Check audio output settings on your device.
Sound quality is poor.	Weak Bluetooth signal; incorrect EQ mode.	Move closer to your device. Try switching EQ modes.





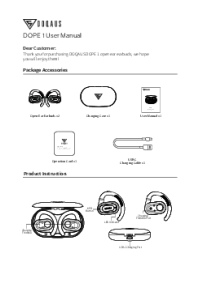

8. SPECIFICATIONS

- **Model:** Life 4
- **Bluetooth Version:** 5.4
- **Driver Size:** 40mm
- **Playtime:** Up to 90 hours (Bluetooth mode)
- **Quick Charge:** 10 minutes charge for 5 hours playtime
- **Supported Audio Formats:** A2DP, AVRCP, HSP, HFP, SBC, AAC
- **Connectivity:** Bluetooth, 3.5mm AUX

9. WARRANTY AND SUPPORT

DOQAUS Life 4 headphones come with a 30-day return policy and an 18-month replacement warranty. For any inquiries or support needs, please contact our customer service team. All inquiries are typically processed within 24 hours. For further assistance, please refer to the contact information provided with your purchase or visit the official DOQAUS website.

Related Documents - Life 4

	<p>DOQAUS LIFE 4 Wireless Bluetooth Headphones User Manual - 80 Hour Playback, HiFi Sound</p> <p>Comprehensive user manual for DOQAUS LIFE 4 wireless Bluetooth headphones. Learn about features like 80-hour battery life, HiFi stereo sound, 3 EQ modes, and easy pairing. Includes setup, operation, and troubleshooting guides.</p>
	<p>DOQAUS Wireless Headphones User Manual</p> <p>User manual for DOQAUS wireless Bluetooth over-ear headphones. Includes information on package contents, controls, specifications, Bluetooth pairing, wired mode, safety precautions, and troubleshooting.</p>
	<p>DOQAUS LIFE 4 Wireless Headphones User Manual</p> <p>User manual for DOQAUS LIFE 4 Wireless Headphones, covering setup, operation, features like Bluetooth 5.3 and EQ modes, troubleshooting, and safety information.</p>
	<p>DOQAUS LIFE 3 Bluetooth Headphones User Manual</p> <p>User manual for the DOQAUS LIFE 3 Bluetooth headphones, covering features, specifications, pairing, usage, and troubleshooting in multiple languages.</p>
	<p>DOQAUS DOPE 1 Open Ear Earbuds User Manual</p> <p>User manual for the DOQAUS DOPE 1 open ear earbuds, covering package contents, pairing instructions, reset procedures, device control, product parameters, and compliance information.</p>
	<p>DOQAUS Wireless Headphones User Manual</p> <p>User manual for DOQAUS wireless headphones, detailing features, setup, operation, and safety instructions for Bluetooth 5.3 headphones with 90-hour playtime and HiFi stereo sound.</p>

