

ROSHOPI P20

ROSHOPI Camping Fan P20 User Manual

Model: P20 | Brand: ROSHOPI

INTRODUCTION

Thank you for choosing the ROSHOPI P20 Camping Fan. This versatile device is designed to enhance your outdoor and indoor experiences by providing powerful airflow, integrated LED lighting, and a convenient power bank function. Its portable and durable design makes it an essential companion for camping, travel, and various recreational activities.

PRODUCT OVERVIEW

The ROSHOPI P20 Camping Fan combines multiple functionalities into one compact unit:

- **Long-Lasting Battery:** Equipped with a 20,000mAh battery, offering 8-30 hours of fan operation or 50-100 hours of LED light.
- **3-in-1 Convenience:** Functions as a portable fan, a camping lantern, and an emergency power bank.
- **Easy to Use & Adjustable:** Features dual buttons for control, a 360° swivel hook, and a 270° adjustable head for optimal airflow.
- **Powerful & Quiet:** Delivers strong airflow (16ft/s) with minimal noise (<30 dB), and includes an aromatherapy function.
- **Compact & Portable:** Lightweight (1.83 lbs) and designed to fit easily into backpacks for outdoor adventures.



Figure 1: The ROSHOPI P20 Camping Fan, showcasing its integrated LED light and power bank capability.



Figure 2: The fan offers four quiet speed settings, providing comfortable airflow for various environments.

Portable Cooling with Built-In Power Bank



20000mAh
Battery Capacity



USB-C
Input Only



USB-A
Output Only



Figure 3: The fan features a built-in 20,000mAh power bank with USB-A output for charging devices.



Figure 4: The fan's adjustable head and 360° rotating hook allow for precise airflow direction.



Figure 5: Weighing only 1.83 lbs, the fan is ultra-portable and easy to carry for any adventure.




Figure 6: Key features include multi-level LED lighting, an aromatherapy function, a smart chip for efficient operation, a 20000mAh battery, and one-way power transmission (USB-C input only, USB-A output only).



Figure 7: The aromatherapy function allows you to add essential oils for a refreshing scented breeze.

Official Product Video

Your browser does not support the video tag.

Video 1: "3-in-1 Portable Camping Fan - Your Summer Essentials" by ROSHOPI STORE. This video provides a comprehensive overview of the fan's features, including its fan, light, and power bank functionalities, and demonstrates its portability and ease of use in various settings.

SETUP

Initial Charging

1. Before first use, fully charge the fan using the provided Type-C charging cable.
2. Connect the Type-C cable to the fan's USB-C input port and the other end to a compatible 2A power adapter (not included).
3. The battery indicator lights will show charging progress. All four lights will be solid when fully charged.

Placement

- **Desk/Table Use:** Place the fan on a flat, stable surface.
- **Hanging Use:** Extend the foldable hook from the base and hang the fan in a tent, from a branch, or any suitable overhead support.

OPERATING INSTRUCTIONS

Fan Operation

1. **Power On/Off:** Press the fan speed button (left button) once to turn on the fan at the lowest speed (25%).
2. **Adjust Fan Speed:** Press the fan speed button repeatedly to cycle through the 4 speed settings: 25% (Breeze), 50% (Natural), 75% (Comfortable), 100% (Strong).
3. **Power Off:** After the 100% speed setting, pressing the button again will turn the fan off.

LED Light Operation

1. **Power On/Off:** Press the light button (right button) once to turn on the LED light at the lowest brightness.

2. **Adjust Brightness:** Press the light button repeatedly to cycle through the 3 brightness levels.
3. **Power Off:** After the highest brightness setting, pressing the button again will turn the light off.

Power Bank Function

- To use the fan as a power bank, connect your device's charging cable to the USB-A output port on the fan.
- The fan's 20,000mAh battery can provide emergency power for your phone, GPS, or other USB-powered devices.
- *Note: The USB-C port is for charging the fan only and does not support power output.*

Adjusting Airflow Direction

- The fan head can be adjusted 270° vertically to direct airflow precisely where needed.
- When using the hanging hook, the hook itself can swivel 360° for full-room cooling.

Aromatherapy Function

- Locate the detachable aromatherapy cover on the fan.
- Open the cover and add a few drops of your favorite essential oil to the pad inside.
- Close the cover. As the fan operates, it will diffuse the fragrance into the air.

MAINTENANCE

- **Cleaning:** Ensure the fan is turned off and unplugged before cleaning. Use a soft, dry cloth to wipe down the exterior. Do not use abrasive cleaners or immerse the fan in water.
- **Blade Cleaning:** Carefully wipe the fan blades to remove dust buildup.
- **Storage:** Store the fan in a cool, dry place when not in use. If storing for extended periods, charge the battery to about 50% every 3 months to maintain battery health.
- **Battery Care:** Avoid fully discharging the battery frequently. Recharge promptly when the battery indicator is low.

TROUBLESHOOTING

Problem	Possible Cause	Solution
Fan does not turn on.	Battery is depleted.	Charge the fan using the provided Type-C cable.
LED light does not turn on.	Battery is depleted or light button not pressed correctly.	Charge the fan. Press the light button firmly.
Device not charging from fan (power bank function).	Incorrect port used (USB-C is input only). Battery is low.	Ensure you are using the USB-A output port. Charge the fan's battery.
Weak airflow.	Fan is on a low speed setting. Obstruction in front/back of fan.	Increase fan speed. Clear any obstructions.

SPECIFICATIONS

Model Name: P20

Brand: ROSHOPI

Power Source: Battery Powered

Battery Capacity: 20,000mAh (3 Lithium Ion batteries included)

Charging Input: USB Type C (DC5V-2A MAX)
Power Output: USB Type A (DC5V-2A MAX)
Fan Speeds: 4 Levels (25%, 50%, 75%, 100%)
Airflow: Up to 16ft/s
Noise Level: <30 dB
Adjustability: 270° Adjustable Head, 360° Swivel Hook
Product Dimensions: 8.5"D x 3.2"W x 10.2"H
Item Weight: 1.83 pounds
Material: Shockproof ABS Plastic
Included Components: Portable Battery Operated Fan, User Manual, Type-C Charging Cable
UPC: 803173645821

WARRANTY AND SUPPORT






The ROSHOPI P20 Camping Fan comes with a**2-Year Warranty**, ensuring quality and reliability. For any product inquiries, technical support, or warranty claims, please contact ROSHOPI customer service through the retailer where the product was purchased or visit the official ROSHOPI website for contact information.



Figure 8: ROSHOPI offers a 2-Year Warranty for this product.

Related Documents - P20

	<p>GoodWe Residential Smart Inverter Solutions Quick Guide: ET15-30kW + Lynx Home F</p> <p>A quick guide to installing, configuring, and wiring GoodWe's ET15-30kW residential smart inverter solutions with Lynx Home F battery systems. Covers networking, power on/off, installations, wiring diagrams, and equipment commissioning.</p>
--	---

	<p>Sharkoon Rebel P20 PSU ATX 3.1: Caratteristiche e Specifiche Tecniche</p> <p>Panoramica dettagliata dell'unità di alimentazione Sharkoon Rebel P20 ATX 3.1, incluse caratteristiche, specifiche tecniche, certificazioni di efficienza e protezioni di sicurezza.</p>
	<p>Acebeam P20 User Manual: Powerful Long Distance Tactical Flashlight</p> <p>Comprehensive user manual for the Acebeam P20 flashlight, detailing features, specifications, operation, and safety. Discover its powerful illumination for tactical and long-distance use.</p>
	<p>ENGWE P20 E-Bike Owner's Manual: Assembly, Operation, Maintenance, and Warranty</p> <p>Comprehensive owner's manual for the ENGWE P20 electric bike, covering safety guidelines, assembly instructions, component details, maintenance tips, troubleshooting, and warranty information.</p>
	<p>ENGWE P20 Electric Bike Owner's Manual</p> <p>Comprehensive owner's manual for the ENGWE P20 electric bike, covering safety guidelines, assembly, maintenance, troubleshooting, and warranty information.</p>
	<p>CAITEMAY P20 Quick Manual Instruction</p> <p>A concise guide to the CAITEMAY P20 Bluetooth helmet headset, covering functions like switching on/off, wireless connection, voice assistant, lighting, pairings, music sharing, and telephone functions. Includes product overview, list of components, and important caveats.</p>