

Manuals+

[Q & A](#) | [Deep Search](#) | [Upload](#)

manuals.plus /

› [PATIKIL](#) /

› [PATIKIL QC Pass 01 Stickers User Manual](#)

PATIKIL QC Pass 01

PATIKIL QC Pass 01 Stickers User Manual

Model: QC Pass 01

1. PRODUCT OVERVIEW

PATIKIL QC Pass stickers are quality certificates designed to identify qualified products within various industries. These round, adhesive labels serve as an important visual indicator for quality control and contribute to improving supply chain efficiency and trust.

They are widely utilized in sectors such as electronics, automotive, and food industries.




Image 1.1: A full sheet of PATIKIL QC Pass 01 stickers, demonstrating the quantity and arrangement of the individual round labels.

2. SPECIFICATIONS

Attribute	Detail
Material	PVC
Color	Laser (Iridescent)
Overall Sheet Size	19 x 10 cm (7.48 x 3.94 inches)
Sticker Diameter	1 cm (0.39 inch)
Quantity per Pack	1024 pieces
Adhesive Type	Waterproof, easy to stick and tear
Manufacturer Part Number	pta250223tt000203jp

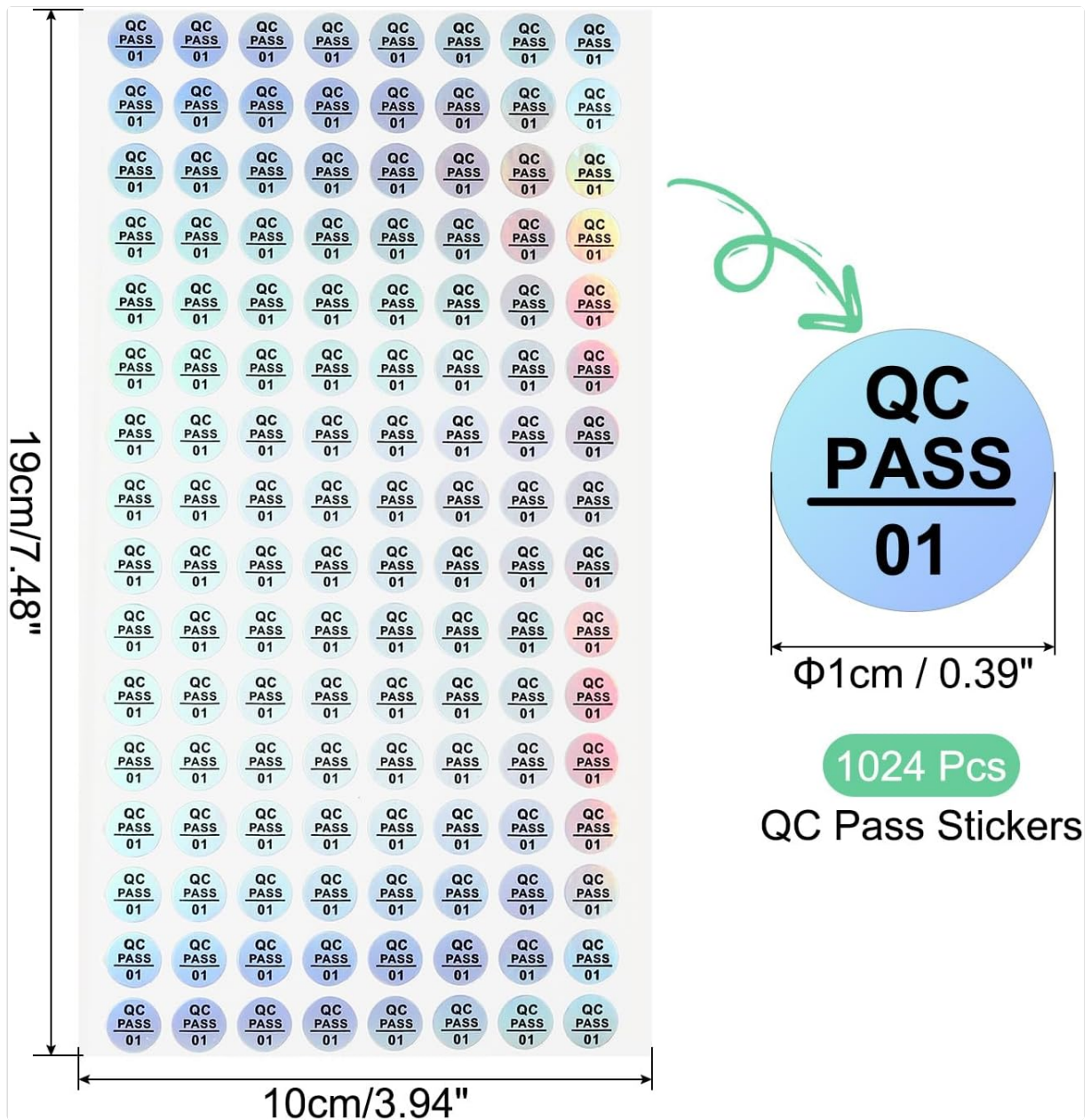


Image 2.1: Visual representation of the sticker sheet's overall dimensions (19cm x 10cm) and the individual sticker diameter (1cm), along with the total quantity of 1024 pieces.

3. APPLICATION AND USAGE

These QC Pass stickers are designed for straightforward application on various surfaces. They are made from quality PVC material, ensuring durability and resistance to water.

3.1. Suitable Surfaces

The adhesive is formulated to adhere effectively to a wide range of materials, including but not limited to:

- Metal
- Glass
- Plastic
- Paper
- Electronic components
- Cardboard boxes
- Various packaging materials

3.2. Application Process

1. Ensure the target surface is clean and dry for optimal adhesion.
2. Carefully peel a single QC Pass sticker from the sheet.
3. Apply the sticker firmly to the desired location on the product or packaging.
4. Press down evenly to ensure full contact with the surface.

Application:

Our QC PASS marker will adhere to most surfaces like small electronic components, paper boxes, plastic containers, and packaging to meet your marking needs.

Color: White "QC PASS" Green Background



Image 3.1: Demonstrations of the QC Pass sticker applied to various items, including a blue storage bin, a filament spool, and a tape dispenser, illustrating its versatility across different surfaces.

Designed with eye-catching colors, these QC stickers are not easy to forget, improving the efficiency and accuracy of the quality control process.




Image 3.2: A detailed view of a QC Pass sticker affixed to an electronic component on a circuit board, highlighting its use in electronics manufacturing and quality assurance.

3.3. Purpose in Quality Control

QC PASS stickers serve as a clear and immediate visual confirmation that a product has successfully passed quality inspection. Their eye-catching design helps to improve the efficiency and accuracy of quality control processes by making it easy to identify approved items.

QC PASS stickers are mainly used to identify qualified products and are an important symbol to ensure quality control in production, logistics, and after-sales.



Image 3.3: A worker in a warehouse environment scanning a box that bears a QC Pass sticker, illustrating the role of these stickers in logistics and inventory management for qualified products.

4. IMPORTANT NOTES AND CONSIDERATIONS

- **Single-Use Application:** While the stickers are designed for easy removal, they are intended for one-time use only. Reapplication may compromise adhesive quality and integrity.

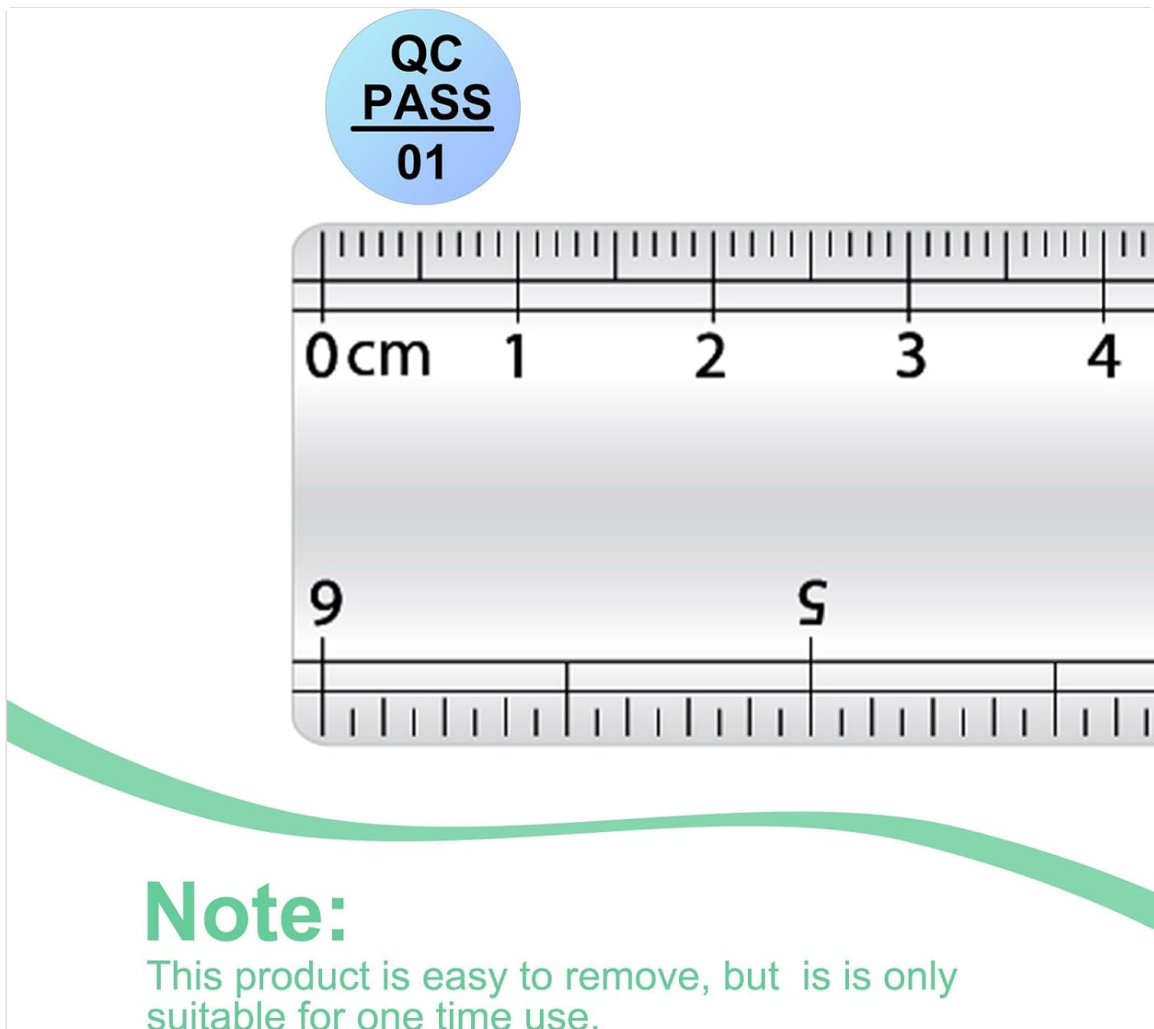


Image 4.1: A close-up image of a single QC Pass sticker positioned next to a ruler for scale, accompanied by a note indicating that the product is suitable for one-time use only, despite being easy to remove.

- **Critical Process Use:** QC PASS stickers are integral to important quality control processes. It is crucial to use these stickers judiciously and only for their intended purpose to maintain the integrity of your quality assurance system.

5. STORAGE AND MAINTENANCE

To preserve the quality and adhesive properties of your PATIKIL QC Pass stickers, store them in a cool, dry place away from direct sunlight and extreme temperatures. Keep the original packaging to protect the unused sheets from dust and damage.

6. SUPPORT INFORMATION

For any inquiries regarding your PATIKIL QC Pass stickers, please refer to the seller's contact information on the platform where the purchase was made. As these are consumable items, specific warranty information is typically not provided beyond standard return policies.

For general information about PATIKIL products, you may visit the official PATIKIL store on Amazon: [PATIKIL Store](#).