

XJD WPX-18

XJD 13-in-1 Toddler Slide Playset Instruction Manual

Model: WPX-18 | Brand: XJD

1. INTRODUCTION

Thank you for choosing the XJD 13-in-1 Toddler Slide Playset. This versatile playset is designed to provide a safe and engaging environment for toddlers aged 12-36 months, offering a variety of activities for both indoor and outdoor use. Please read this manual thoroughly before assembly and use to ensure proper setup and safe operation.

The playset includes 13 activity areas such as a slide, golf set, drawing board, platform, steering wheel, crawl-through tunnel, corridor, basketball hoop, elk antlers, binoculars, and two storage spaces.

2. SAFETY INFORMATION

- **Adult Supervision Required:** Always supervise children while they are using the playset.
- **Secure Assembly:** Ensure all plastic screws are tightened during assembly. Regularly check for loosened screws before each use to maintain stability and safety.
- **Weight Limit:** The maximum weight capacity for this playset is 154 lbs (70 kg). Do not exceed this limit.
- **Stable Placement:** Place the playset on a flat, level surface. If used outdoors, ensure it is on a soft surface like grass, not concrete or asphalt.
- **Clear Area:** Keep the area around the playset clear of obstacles to prevent injuries.
- **Material Safety:** The playset is made from high-density, durable, non-toxic, and BPA-free High-Density Polyethylene (HDPE) material.
- **Smooth Edges:** All edges are carefully sanded to prevent sharp points or rough surfaces.

3. PACKAGE CONTENTS

The XJD 13-in-1 Toddler Slide Playset includes the following components:

- Slide sections
- Climber/Staircase sections
- Platform sections
- Drawing board
- Steering wheel
- Basketball hoop and ball
- Golf club and balls
- Elk Antlers (decorative)
- Binoculars
- Crawl-through tunnel components
- Corridor sections
- Storage spaces
- Plastic screws and fasteners
- Instruction Manual

13 IN 1 L-SHAPED TODDLER SLIDE



Slide



Golf



Climber



Telescope



Elk Antlers



Hide-and-seek



Corridor



Drawing Board



2 Storage Space



Crawl-through Tunnel



Basketball Hoop



Steering Wheel

This image illustrates the various components and activities of the 13-in-1 playset, including the slide, golf, climber, telescope, elk antlers, hide-and-seek area, corridor, drawing board, storage space, crawl-through tunnel, basketball hoop, and steering wheel.

4. ASSEMBLY INSTRUCTIONS

Please follow the steps below carefully for proper assembly. It is recommended to have two adults for assembly.

1. **Unpack Components:** Lay out all parts and verify against the package contents list.

2. **Assemble Base Sections:** Connect the main base panels according to the markings (e.g., A to A, B to B).
3. **Attach Climbing Structure:** Secure the climbing walls and platforms using the provided plastic screws.
4. **Install Slide:** Connect the slide sections to the main structure, ensuring a secure fit.
5. **Add Accessories:** Attach the basketball hoop, drawing board, steering wheel, binoculars, and elk antlers to their designated spots.
6. **Final Check:** Once assembled, ensure all connections are tight and the playset is stable before allowing children to use it.

Assembly Video Guide


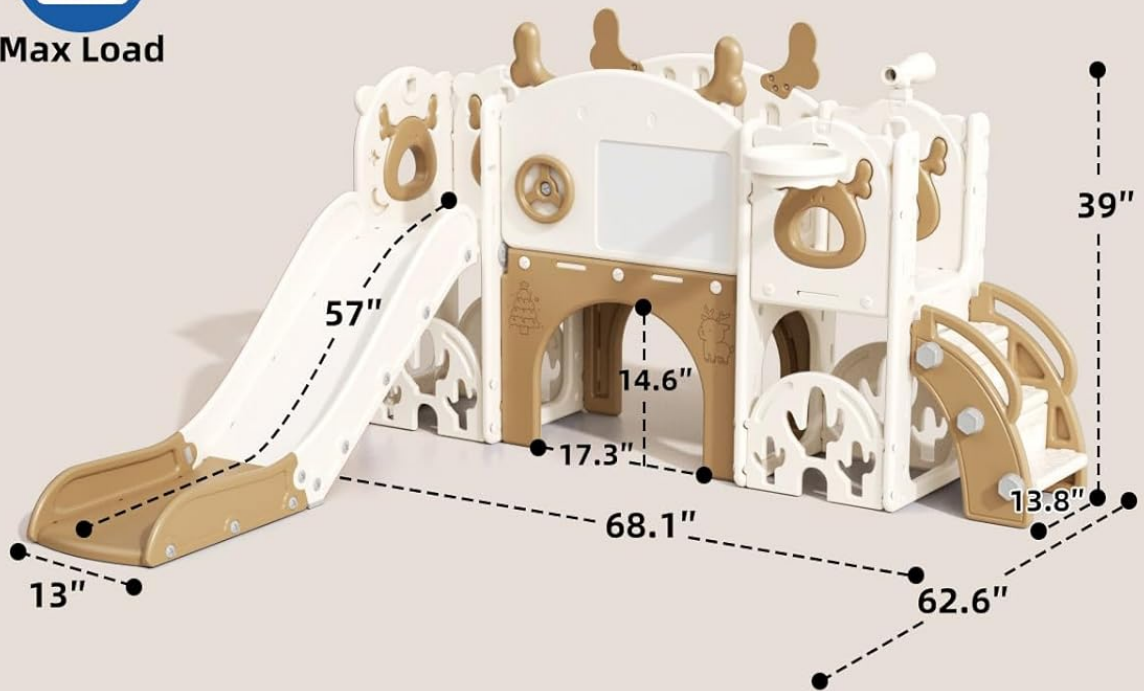
Your browser does not support the video tag.

This official XJD installation video provides a detailed, step-by-step guide for assembling your 13-in-1 Toddler Slide Playset. Follow along for clear visual instructions.

PRODUCT DIMENSION



Max Load



This diagram provides the overall length, width, height, and individual component measurements, along with the maximum weight capacity of 154 lbs.

ENCLOSED STAIRCASE DESIGN



OTHERS:
Easy to Fall

Fully Enclosed Stairs

Anti-slip Pedals

Easy-grip Handrails

The staircase is designed with safety in mind, featuring fully enclosed steps, anti-slip pedals, and easy-grip handrails to prevent falls.


5. OPERATING INSTRUCTIONS

The XJD 13-in-1 Toddler Slide Playset offers multiple ways for children to play and explore:

- **Slide:** Children can climb the stairs and slide down. Ensure the landing area is clear.
- **Climber & Tunnel:** Encourage crawling and climbing through the various sections.

- **Basketball Hoop:** Use the included basketball to practice shooting skills.
- **Golf Set:** Practice putting with the golf club and balls.
- **Drawing Board:** Use dry-erase markers (not included) for creative drawing and learning.
- **Steering Wheel & Binoculars:** Engage in imaginative play, pretending to drive or explore.
- **Storage Spaces:** Utilize the integrated storage areas for toys and accessories.

This playset is suitable for both indoor and outdoor environments. Its lightweight design allows for easy relocation and can be folded for storage in corners, adapting to any space.



CREATIVE DRAWING BOARD

Stimulating children's painting potential

The playset includes a drawing board for creative activities.

GOLF CLUB INCLUDED



The playset features a golf activity area with a club and ball for interactive play.



The versatile design allows the playset to be used in various environments, providing entertainment whether placed inside a home or in an outdoor area.

6. MAINTENANCE

- **Cleaning:** Wipe down the playset regularly with a damp cloth and mild soap. Avoid harsh chemicals or abrasive cleaners.
- **Inspection:** Periodically inspect all parts for wear and tear, cracks, or damage. Replace any damaged parts immediately.

- **Fasteners:** Regularly check and tighten all plastic screws and fasteners to ensure the playset remains stable.
- **Storage:** If storing outdoors, consider covering the playset to protect it from extreme weather conditions. The playset can be folded for compact storage.

ODORLESS HDPE MATERIAL

BPA-free, giving babies a full sense of security.



The playset is constructed from odorless, BPA-free, high-density polyethylene (HDPE) material, ensuring durability and safety for children.

7. TROUBLESHOOTING

- **Playset is Wobbly:** Check all plastic screws and fasteners. Tighten any that are loose. Ensure the playset is on a flat, even surface.
- **Parts Don't Fit:** Refer to the assembly video and instructions to ensure parts are oriented correctly. Some parts may require gentle force to snap into place.
- **Missing Parts:** If any parts are missing from the package, please contact XJD customer support for assistance.

8. SPECIFICATIONS

Feature	Detail
Brand	XJD
Model Number	WPX-18
Material	High Density Polyethylene
Product Dimensions (L x W x H)	68.1" x 62.6" x 39"
Maximum Weight Recommendation	154 Pounds
Age Range Description	12-36 months
Required Assembly	Yes

9. WARRANTY AND SUPPORT

For warranty information or customer support, please refer to the product packaging or contact the XJD customer service team directly. Keep your purchase receipt for any warranty claims.

XJD Shop offers 30-day easy returns and customer support. For further assistance, please visit the [XJD Store on Amazon](#).