

PET MARVEL USNDSCB001-C1

PET MARVEL Smart Self-Cleaning Cat Litter Box C1 User Manual

Model: USNDSCB001-C1

INTRODUCTION

The PET MARVEL Smart Self-Cleaning Cat Litter Box C1 is an automatic litter management system designed for convenience and pet well-being. This open-top unit features a 70L capacity, suitable for multiple cats weighing between 3.3 and 22 lbs (1.5–10 kg). It incorporates a 4-layer smart safety system, odor control, and smart app health monitoring capabilities. The design prioritizes ease of maintenance and compatibility with various clumping litters.



Figure 1: Overview of the PET MARVEL Smart Self-Cleaning Cat Litter Box C1.

SETUP

1. **Unboxing:** Carefully remove all components from the packaging. Verify that all included items are present: the litter box unit, power adapter, odor control box, special garbage bag roll, and user manual.



Figure 2: Included components of the PET MARVEL C1 Litter Box.

2. **Placement:** Place the litter box on a flat, stable surface in a well-ventilated area. Ensure there is sufficient space around the unit for proper operation and cleaning.
3. **Power Connection:** Connect the power adapter to the litter box and plug it into a standard electrical outlet.
4. **Litter Filling:** Fill the litter compartment with clumping cat litter. The unit is compatible with most clumping litters under 15mm. Do not overfill; refer to the internal fill line.
5. **Odor Control Installation:** Install the enzyme deodorizer into its designated slot to activate the odor control system.
6. **Waste Bag Installation:** Place a special drawstring waste bag in the waste drawer. Ensure the bag is properly seated and the drawstrings are accessible for sealing.
7. **App Connection (2.4GHz WiFi):** Download the PET MARVEL app from your device's app store. Follow the in-app instructions to connect the litter box to your 2.4GHz WiFi network for smart monitoring and control.

OPERATING INSTRUCTIONS

The PET MARVEL C1 offers automatic cleaning and smart monitoring features to simplify litter management.

Automatic Cleaning Cycle

The litter box automatically initiates a cleaning cycle after your cat exits the unit. The internal mechanism sifts the litter, separating waste into the sealed waste drawer below. This process is designed to be quiet and efficient.

Your browser does not support the video tag.

Video 1: Demonstration of the automatic cleaning cycle and waste disposal process.

Smart Safety System

The unit is equipped with a 4-layer smart safety system to protect your pet:

- **Infrared Sensors:** Detect presence near the entrance.
- **Gravity Sensors:** Detect the cat's weight inside the litter box.
- **Distance Sensors:** Monitor the area around the unit.
- **Anti-Pinch Sensors:** Prevent injury during operation.

These sensors ensure that the cleaning cycle immediately stops if a cat is detected nearby or inside the litter

box, resuming only when the area is clear.



KEEP YOUR COMPANION SAFE

4 Gravity Sensor

The device stops working when the cat enters the litter box

Distance Detector

The machine will immediately stop operating if a cat is detected within a 40 cm range in front of the machine

Figure 3: The 4-layer smart safety system in action, detecting a cat's presence.

APP Health Monitoring

Connect the litter box to the PET MARVEL app via 2.4GHz WiFi to access real-time monitoring features:

- Track your cat's toilet frequency and duration.
- Monitor litter levels.
- Receive instant alerts for abnormalities, such as a full waste bin or cleaning errors.

12 DAYS OF SCOPLESS BLISS

The 9L Large Litter Box Makes Short Trips Stress-free for Owners



Figure 4: Smart app control and real-time monitoring features.

MAINTENANCE

Regular maintenance ensures optimal performance and hygiene of your PET MARVEL C1 litter box.

Waste Disposal

The waste drawer utilizes drawstring bags for easy and hygienic disposal. When the app or indicator light signals a full bin, simply pull the drawstrings to seal the bag and remove it for disposal. Replace with a new bag.

Litter Replacement

To replace all litter, use the one-click empty function. This feature tilts the internal bucket to transfer all used litter into the waste drawer, eliminating the need for manual scooping.

Cleaning the Unit

The PET MARVEL C1 is designed for tool-free disassembly, allowing for thorough cleaning. The internal liner is leak-proof, scratch-resistant, and tear-resistant, making it durable and easy to clean with water and a brush.

SMART APP CONTROL & REAL-TIME MONITORING

Free Choice of Cleaning Modes and Track Your Cat's Health Data Wherever You Are
(Support 2.4GHz WIFI&BLE connectivity)



Figure 5: Easy disassembly for thorough cleaning.



**High Performance Triple
Protection Liner**



**No Adhesion,
No Wall Hanging**



**Easy to Disassemble
and Clean**



**One-Click Automatic
Cleaning**

Figure 6: Key features highlighting the liner and cleaning process.

TROUBLESHOOTING

This section addresses common questions and issues you might encounter with your PET MARVEL C1 litter box.



Figure 7: Frequently Asked Questions for the C1 Litter Box.

- **Q1: How do I replace the litter in the C1 litter box?**
A1: Activate the One-Touch Tilt Litter System. Press the button to tilt the bucket and transfer used litter directly into the waste drawer—no manual scooping required.
- **Q2: How often should I clean it for two cats? Will odors develop?**
A2: The 9L waste drawer holds waste for two cats for up to 10 days. The triple-sealed odor control system (deodorizer + sealed waste bags) prevents daily smells.
- **Q3: Will cats scratch the interior of the C1?**
A3: The C1 litter box is made of very hard-wearing ABS and triple-proof cloth, which has been tested for 10,000+ scratches, so you can rest assured that you will be able to use it.
- **Q4: Can I use any bag in the waste drawer?**
A4: Yes, the waste drawer is compatible with most standard-sized bags. However, we recommend using C1-specific odor-lock bags (Search B0D8G8I6YV) for seamless fit and direct waste contact avoidance.

SPECIFICATIONS

Brand	PET MARVEL
Model Name	C1 Auto Litter Box
Item Model Number	USNDSCB001-C1
Product Dimensions (LxWxH)	21"L x 20"W x 24"H
Item Weight	27 Pounds
Litter Box Type	Automated Self-Cleaning Litter Box
Capacity	70L (internal space)
Waste Storage	9L (up to 12 days for multi-cat households)
Material	Acrylonitrile Butadiene Styrene (ABS)
Target Audience	Cats (3.3–22 lbs, not suitable for kittens under 3 months)
Connectivity	2.4GHz WiFi

WARRANTY AND SUPPORT

Warranty Information









The PET MARVEL Smart Self-Cleaning Cat Litter Box C1 comes with a **1-year warranty** from the date of purchase. This warranty covers manufacturing defects and malfunctions under normal use. Please retain your proof of purchase for warranty claims.


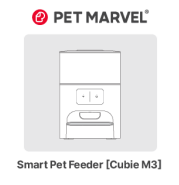
Customer Support

For technical assistance, troubleshooting, or warranty inquiries, please contact PET MARVEL customer support. Refer to the contact information provided on the product packaging or the official PET MARVEL website.

© 2025 PET MARVEL. All rights reserved.

Related Documents - USNDSCB001-C1

<div><p>Smart Cat Toilet [C1]</p></div>	<p>Pet Marvel Smart Cat Toilet C1 User Manual and Guide</p> <p>Comprehensive guide for the Pet Marvel Smart Cat Toilet C1, covering installation, usage, maintenance, troubleshooting, and product specifications. Learn how to set up and use your smart cat litter box.</p>
<div><p>Smart Cat Toilet [C1]</p></div>	<p>Pet Marvel Smart Cat Toilet [C1] User Manual - Installation, Usage, and Troubleshooting</p> <p>Comprehensive user manual for the Pet Marvel Smart Cat Toilet [C1]. Includes installation guides, operating instructions, maintenance tips, troubleshooting solutions, and warranty information.</p>
<div><p>Smart Cat Toilet</p></div>	<p>Pet Marvel Smart Cat Toilet User Manual</p> <p>User manual for the Pet Marvel Smart Cat Toilet, covering information for users, packing list, product details, device networking, specifications, and warranty information.</p>
<div><p>Smart Cat Toilet</p></div>	<p>Pet Marvel Smart Cat Toilet User Manual & Specifications</p> <p>Comprehensive user manual for the Pet Marvel Smart Cat Toilet (Model NSSLI11A), covering safety information, product details, specifications, device networking, and warranty terms.</p>

 <p>PET MARVEL</p> <p>Automatic 2-in-1 Pet Feeder & Water Dispenser (Multi-pet Identification)</p>	<p>Pet Marvel Automatic 2-in-1 Pet Feeder & Water Dispenser User Manual</p> <p>Comprehensive user manual for the Pet Marvel Automatic 2-in-1 Pet Feeder & Water Dispenser (Multi-pet Identification), model A7 Pro. Covers user instructions, product introduction, packing list, usage guide, maintenance, specifications, and warranty information.</p>
 <p>PET MARVEL</p> <p>Smart Pet Feeder [Cubie M3]</p>	<p>PET MARVEL Smart Pet Feeder [Cubie M3] User Manual</p> <p>Comprehensive user manual for the PET MARVEL Cubie M3 Smart Pet Feeder, covering setup, usage, maintenance, troubleshooting, and specifications. Learn how to connect to Wi-Fi, dispense food, and care for your device.</p>