

[Manuals.plus](#) /

› [RK ROYAL KLUDGE](#) /

› RK ROYAL KLUDGE R98 Pro Wireless Mechanical Keyboard User Manual

RK ROYAL KLUDGE R98 Pro

RK ROYAL KLUDGE R98 Pro Wireless Mechanical Keyboard User Manual

Model: R98 Pro

INTRODUCTION

This manual provides detailed instructions for the RK ROYAL KLUDGE R98 Pro Wireless Mechanical Keyboard. Please read this manual thoroughly before using the product to ensure proper operation and to maximize your user experience. This keyboard features multi-mode connectivity, a gasket-mounted design, hot-swappable switches, and customizable RGB lighting.

PACKAGE CONTENTS

Verify that all items are present in your package:

- RK R98 Pro Wireless Mechanical Keyboard
- USB Cable (Type-C)
- 2.4GHz Wireless Receiver
- Keycap Puller
- Cream Switches (x4)
- End Keycap (for knob replacement)
- User Manual

Detachable CNC Aluminum Metal Knob

Volume Control



Clockwise:
volume+



Counterclockwise
volume-



Press
Sound on/off



Image: The RK R98 Pro keyboard shown with its included accessories: USB cable, 2.4GHz receiver, keycap puller, extra cream switches, and an alternative 'End' keycap.

PRODUCT OVERVIEW

The RK R98 Pro is a 98% layout mechanical keyboard designed for versatility and performance.



Image: A top-down view of the RK R98 Pro Wireless Mechanical Keyboard, showcasing its 98-key layout with a number pad and a volume knob in the top right corner.

Key Features:

- **3-Mode Connectivity:** Supports Bluetooth, 2.4GHz wireless, and USB-C wired connections.
- **Gasket Design:** Features a gasket-mounted structure with five soft layers for enhanced typing feel and reduced noise.
- **MDA Profile PBT Keycaps:** Durable keycaps with a comfortable profile for typing.
- **Hot-Swappable Switches:** Compatible with both 3-pin and 5-pin switches, allowing for easy customization.
- **Volume Knob:** A dedicated knob for easy volume control, which can be replaced with a standard keycap.
- **RGB Backlighting:** Customizable RGB lighting with south-facing LEDs for brighter effects.
- **Long Battery Life:** Equipped with a 7500mAh battery for extended use.

SETUP INSTRUCTIONS

Charging the Keyboard:

Before first use, fully charge the keyboard using the provided USB-C cable. Connect the cable to the keyboard's USB-C port and a power source (e.g., computer USB port, USB wall adapter).

Connectivity Modes:

The R98 Pro supports three connection modes: 2.4GHz wireless, Bluetooth, and USB-C wired. Use the switch on the back of the keyboard to select your desired mode.

Tri-Mode Connection

Ultra-low Latency for Instant Reactions

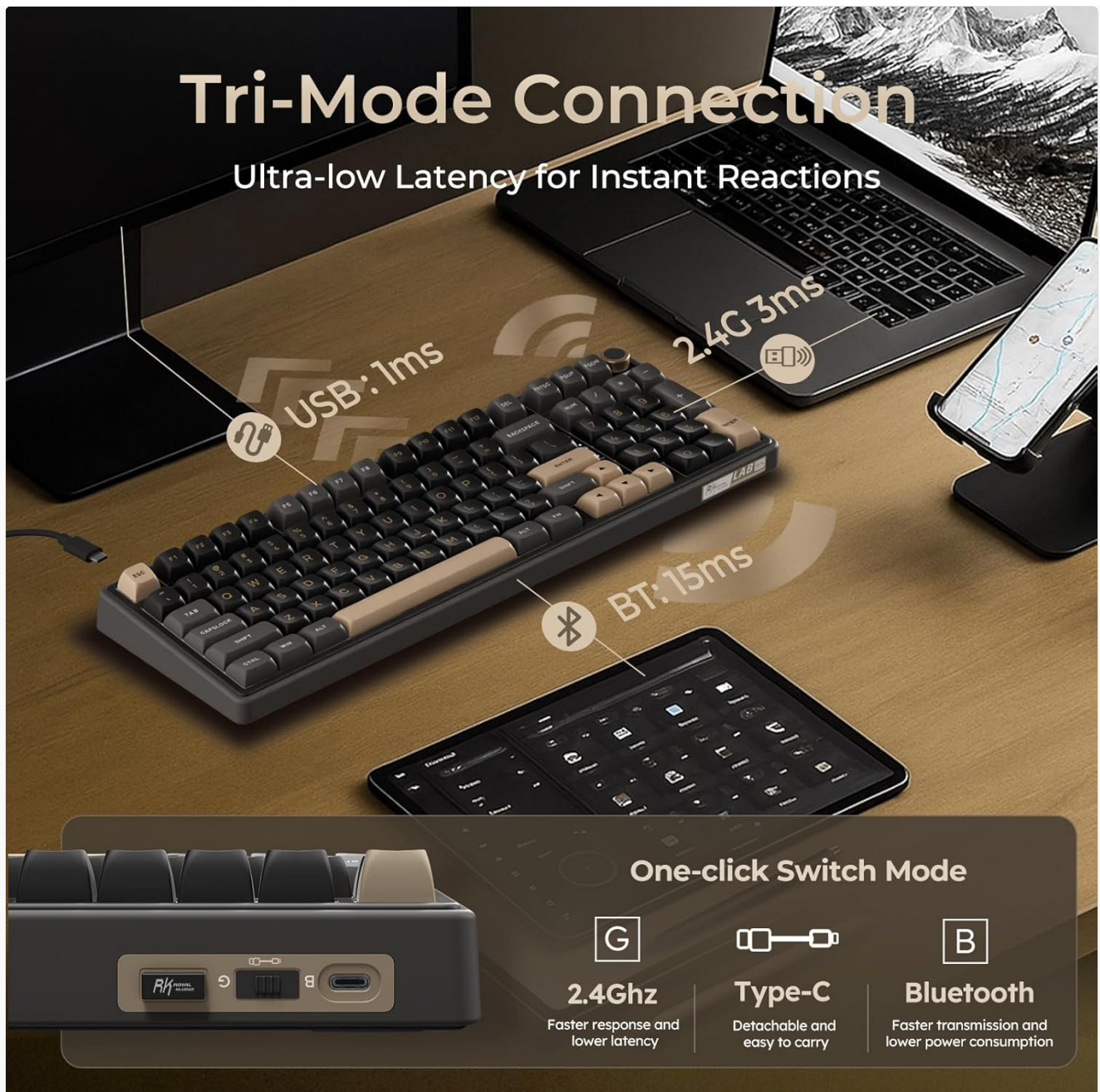


Image: A diagram illustrating the three connectivity modes: 2.4GHz wireless (1ms latency), USB-C wired (1ms latency), and Bluetooth (15ms latency), with a switch on the keyboard's side to select between them.

2.4GHz Wireless Connection:

1. Locate the 2.4GHz USB receiver.
2. Plug the receiver into an available USB port on your computer.
3. Switch the keyboard to 2.4GHz mode (usually indicated by a 'G' or 2.4G symbol on the switch).
4. The keyboard should connect automatically.

Bluetooth Connection:

1. Switch the keyboard to Bluetooth mode (usually indicated by a 'B' or BT symbol on the switch).
2. Press **FN + Q**, **FN + W**, or **FN + E** to select one of three Bluetooth channels. The corresponding key will flash, indicating pairing mode.
3. On your device (PC, Mac, laptop, tablet, smartphone), enable Bluetooth and search for new devices.
4. Select 'RK R98 Pro' from the list of available devices to pair.
5. Once paired, the key will stop flashing. You can switch between paired devices using **FN + Q/W/E**.

USB-C Wired Connection:

1. Connect the USB-C cable to the keyboard's port and the other end to your computer.
2. Switch the keyboard to wired mode (usually indicated by a cable symbol or 'Type-C' on the switch).
3. The keyboard will be recognized as a standard USB keyboard.

OPERATING INSTRUCTIONS

Battery Level Check:

To check the current battery level, press **FN + Enter**. The number row (0-9) will illuminate to indicate the charge percentage.

7500mAh Rechargeable Battery

55^H
Backlit-ON
Working Time

365^H
Backlit-OFF
Normal Use

FN + Enter - Show the Battery Level

0% **1 2 3 4 5 6 7 8 9 0** 100%

Image: The keyboard's number row (1-0) lights up to visually represent the battery charge level when FN + Enter is pressed. A 7500mAh battery provides 55 hours with backlight on and 365 hours with backlight off.

Volume Knob Functionality:

The dedicated knob provides convenient audio control:

- Rotate clockwise: Increase volume.
- Rotate counter-clockwise: Decrease volume.
- Press: Mute/Unmute audio.



Image: A close-up of the detachable CNC aluminum metal knob, showing icons for clockwise rotation (volume+), counter-clockwise rotation (volume-), and pressing the knob (sound on/off).

RGB Backlighting Control:

The keyboard features customizable RGB backlighting.

- **FN + I**: Switch between various lighting effects.
- **FN + <**: Switch between different backlight colors.
- Additional customization options are available through the online driver.

CUSTOMIZATION

Hot-Swappable Switches:

The R98 Pro's PCB supports both 3-pin and 5-pin mechanical switches, allowing you to easily change switches without soldering. Use the included keycap puller and switch puller to remove and install switches.

Hot Swappable Keyboard

3-pin/5-pin Switches Available



OPERATING FORCE
45±10gf

CONDUCTION STROKE
2.0±0.4mm

TOTAL TRAVEL
3.4±0.4mm



South-Facing LED

Hot Swappable Socket

Pre-lubed Linear Cream Switch

2-in-1 Key Puller

Image: A detailed view of the hot-swappable socket, pre-lubed linear cream switch, and the 2-in-1 key puller, demonstrating how switches can be easily replaced. Operating force, conduction stroke, and total travel specifications for the linear cream switch are also shown.

MDA Profile PBT Keycaps:

The keyboard comes with MDA profile PBT keycaps, known for their durability and comfortable typing experience. The profile offers a unique sculpted shape.

MDA Profile

Creamy Tactile Experience



Image: A visual representation of MDA profile keycap heights across different rows (R1, R2, R3, R4), showing their sculpted design and varying heights.

Online Driver Software:

Customize key remapping, macros, and RGB lighting effects using the RK ROYAL KLUDGE online driver, compatible with both Windows and Mac operating systems. No software installation is required.

Programmable Software Support

RGB Customization / Key Mapping / Macro Setup

Fn + **|** Switch Lighting Effects

Fn + **,<** Switch Backlight Color

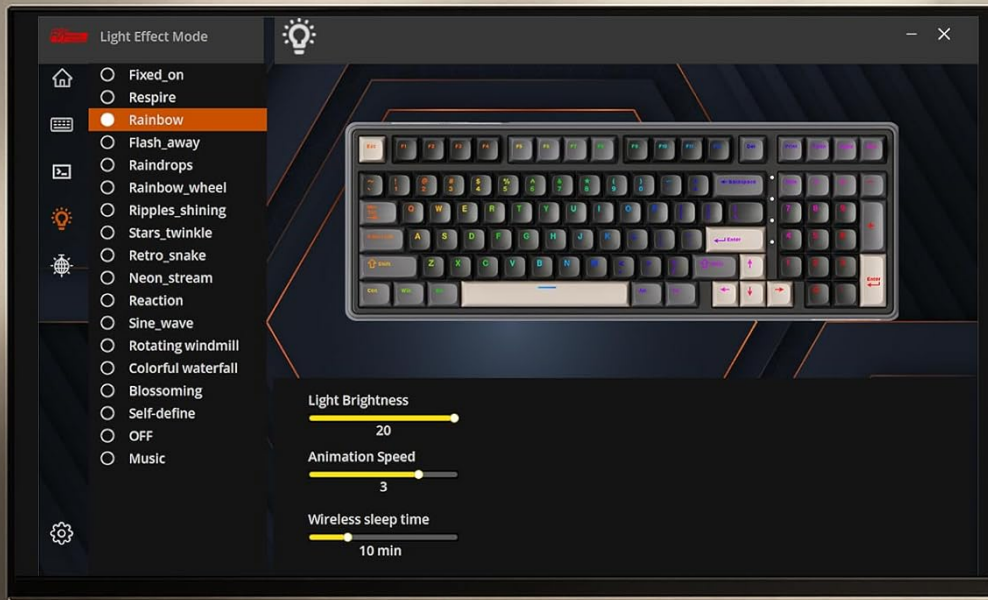


Image: A screenshot of the RK online driver interface displayed on a monitor, showing options for RGB customization, key mapping, and macro setup. The keyboard is visible in the foreground.

MAINTENANCE

- **Cleaning:** Use a soft, dry cloth to wipe the keyboard surface. For deeper cleaning, remove keycaps using the provided keycap puller and use compressed air to clear debris.
- **Battery Care:** To prolong battery life, avoid fully discharging the keyboard frequently. Charge it when the battery indicator shows low power.
- **Storage:** Store the keyboard in a cool, dry place away from direct sunlight and extreme temperatures.

TROUBLESHOOTING

Keyboard Not Responding:

- Ensure the keyboard is charged.

- Check the connection mode switch (2.4G, BT, Wired) is set correctly.
- For 2.4GHz, ensure the receiver is securely plugged in.
- For Bluetooth, re-pair the device if necessary.
- Try a wired connection to rule out wireless issues.

RGB Backlighting Not Working:

- Ensure the keyboard is powered on.
- Check if the backlight is turned off or brightness is set to minimum. Use FN + I and FN + < to adjust.
- If using the online driver, ensure settings are applied correctly.

Keys Not Registering:

- Check if the keycap is properly seated.
- If a specific switch is faulty, consider hot-swapping it with one of the included spare switches.
- Ensure no debris is lodged under the keycap or switch.

SPECIFICATIONS

| Feature | Specification |
|------------------------------|--|
| Model | RK R98 Pro |
| Connectivity | 2.4GHz Wireless, Bluetooth, USB-C Wired |
| Layout | 98% (98 Keys with Number Pad) |
| Keycaps | MDA Profile PBT |
| Switches | Hot-Swappable (3-pin/5-pin compatible) Linear Cream Switches |
| Backlighting | RGB, South-Facing LEDs |
| Battery Capacity | 7500mAh |
| Working Time (Backlight ON) | Up to 55 hours |
| Working Time (Backlight OFF) | Up to 365 hours |
| Product Dimensions | 15.31 x 5.49 x 1.61 inches |
| Item Weight | 2.24 pounds |
| Compatible Devices | PC, Mac, Laptop, Gaming Console, Smartphone, Tablet |

Gasket Structure




Image: An exploded diagram illustrating the five-layer gasket structure of the keyboard, including MDA Profile PBT Keycaps, Top Case, Linear Cream Switch, Positioning Plate, IXPE Switch Underpad, PET Middle Board Foam Pad, Sound-absorbing Silicone Pad, Hot Swap PCB, Sound-absorbing Foam Pad, and Bottom Case.

WARRANTY AND SUPPORT

For warranty information and technical support, please refer to the official RK ROYAL KLUDGE website or contact their customer service directly. Keep your purchase receipt for warranty claims.