

1MORE HQ51

# 1MORE SonoFlow Pro HQ51 Wireless Over-Ear Headphones User Manual

Model: HQ51

<a href="#">Setup</a>	<a href="#">Operating Instructions</a>	<a href="#">Maintenance Warranty &amp; Support</a>	<a href="#">Troubleshooting</a>	<a href="#">Specifications</a>
-----------------------	--	--	---------------------------------	--------------------------------

## INTRODUCTION

This manual provides detailed instructions for the proper use, maintenance, and troubleshooting of your 1MORE SonoFlow Pro HQ51 Wireless Over-Ear Headphones. Please read this manual thoroughly before using the product to ensure optimal performance and longevity.



Figure 1: 1MORE SonoFlow Pro HQ51 Wireless Over-Ear Headphones. These over-ear headphones feature a matte gray finish, designed for comfort and high-quality audio.

## SETUP

## 1. Unboxing and Initial Inspection

Carefully open the product packaging and remove all contents. Verify that all items listed in the "What's in the Box" section are present and undamaged.



Figure 2: Front view of the 1MORE SonoFlow Pro HQ51 product box, indicating Hi-Res Audio capabilities.



Figure 3: Back view of the product box, displaying technical specifications and regulatory information.

## 2. Charging the Headphones

Before first use, fully charge your headphones. Connect the provided charging cable to the USB-C port on the headphones and to a compatible USB power source. The LED indicator will show charging status.

## 3. Powering On and Initial Pairing

To power on the headphones, long press the power button. The headphones will automatically enter pairing mode if it's the first time powering on or if no device is connected. Look for "1MORE HQ51" in your device's Bluetooth settings and select it to pair.

Your browser does not support the video tag.

Video 1: "How to Use the 1MORE HQ51" - This video demonstrates the unboxing, powering on, and initial Bluetooth pairing process for the 1MORE HQ51 headphones.

## 4. Wearing the Headphones

Adjust the headband to fit comfortably on your head. Ensure the earcups are correctly positioned over your ears, with the "L" (left) and "R" (right) indicators aligned. The memory foam ear pads are designed for all-day comfort.



Figure 4: A person wearing the 1MORE SonoFlow Pro HQ51 headphones, highlighting their stretchable, rotatable, and supple design for all-day comfort.

## 5. 1MORE App Installation

For full functionality and customization, download the 1MORE app from the App Store (iOS) or Google Play Store (Android). The app allows for EQ customization, firmware updates, and access to 12 EQ modes.




Figure 5: Screenshots illustrating the 1MORE App interface, showing adjustable EQ, firmware updates, and 12 customizable EQ modes.

### 1. Button Controls

The headphones feature intuitive button controls for various functions:

- **Power Button:** Long press to power on/off.
- **ANC Button:** Single-click to cycle through Noise Cancellation (ANC ON), Transparency Mode, and ANC OFF.
- **Volume Buttons (+/-):** Press to increase or decrease volume.
- **Multi-function Button (on right earcup):**
  - Single press: Play/Pause music.
  - Long press for 2 seconds: Previous Track (for '-'), Next Track (for '+').

### 2. Noise Cancellation and Transparency Modes

The QuietMax ANC technology provides up to 45dB noise reduction. Use the ANC button to switch between:

- **ANC ON:** Ideal for noisy environments like planes or trains.
- **Transparency Mode:** Allows you to hear your surroundings while listening to audio, suitable for social settings.
- **ANC OFF:** Standard listening mode.



Figure 6: Illustration of QuietMax Intelligent Noise Cancellation, demonstrating its effectiveness in reducing external noise by over 42dB.

### 3. Hi-Res Audio and LDAC

The SonoFlow Pro HQ51 supports Hi-Res Audio and LDAC technology for superior sound quality. To enable LDAC, open the 1MORE app, go to Shortcuts, and toggle the LDAC option. The headphones will automatically switch to the LDAC codec when available.



Figure 7: Visual representation of Hi-Res Audio and Lossless Decoding, highlighting LDAC technology's ability to deliver 3x richer audio detail.

#### 4. Multi-Point Connectivity

The headphones support multi-point connection, allowing simultaneous connection to two devices. To activate this feature, open the 1MORE app, navigate to SETTINGS > Experimental Features, and enable Dual-device Connection. If you need to pair with a third device, manually disconnect from one of the currently connected devices in your device's Bluetooth settings, then re-pair with the desired new device. After that, you can manually re-pair with the previous device to re-establish the multi-point connection.

#### 5. Wired Mode

For a wired connection, use the included 3.5mm audio cable. Connect one end to your audio source and the other to the headphone's 3.5mm jack. The wired mode also supports the noise cancellation function. The in-line remote on the cable allows for basic control and features a built-in microphone for clear calls.



Figure 8: A person using the 1MORE SonoFlow Pro HQ51 headphones with the included 3.5mm cable, demonstrating wired connection support.

## 6. AI Clear Calls

Equipped with AI-enhanced dual microphones, these headphones are designed to isolate your voice for clear calls, making them suitable for work-from-home scenarios and meetings.

## MAINTENANCE

---

### 1. Cleaning

Regularly clean your headphones with a soft, dry cloth. Avoid using harsh chemicals or abrasive materials. For ear pads, gently wipe with a damp cloth and allow to air dry completely before use.

### 2. Storage

When not in use, store the headphones in their protective case to prevent damage from dust, scratches, and impacts. The headphones are designed to fold compactly for easy storage.

### 3. Battery Care

To prolong battery life, avoid fully discharging the headphones frequently. Charge them regularly, even if not in constant use. The headphones offer up to 100 hours of playtime (ANC off) and 65 hours (ANC on), with a quick charge feature providing 10 hours of playtime from just 5 minutes of charging.

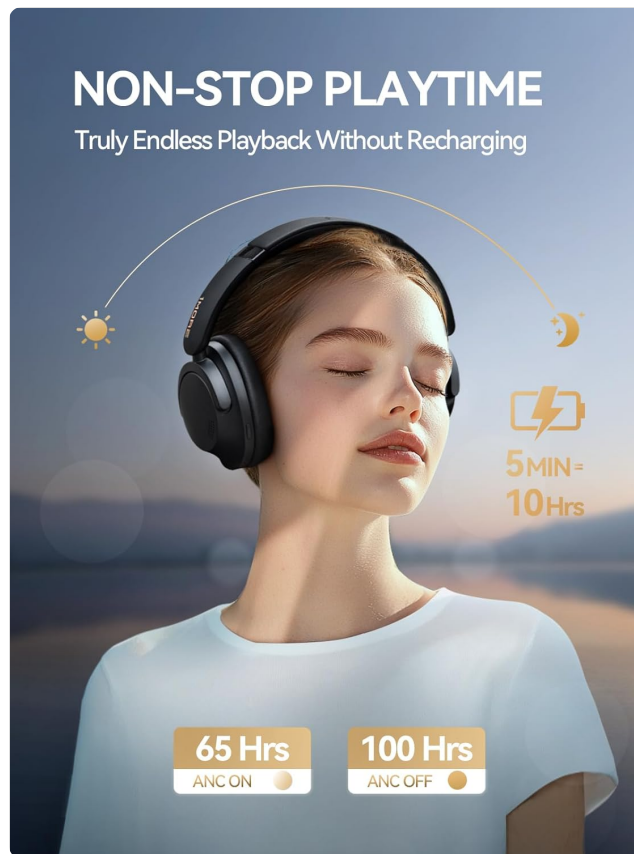


Figure 9: Visual detailing the non-stop playtime of the headphones, indicating 100 hours with ANC off, 65 hours with ANC on, and 10 hours of playback from a 5-minute charge.

## TROUBLESHOOTING

---

### Common Issues and Solutions:

- **Headphones not powering on:** Ensure the headphones are fully charged.
- **Unable to pair via Bluetooth:**
  1. Ensure the headphones are in pairing mode (LED indicator blinking).
  2. Turn off Bluetooth on other nearby devices that might be trying to connect.
  3. On your device, forget the "1MORE HQ51" from your Bluetooth settings and try pairing again.
- **Low volume or poor sound quality:**
  1. Adjust the volume on both the headphones and your connected device.
  2. Ensure Bluetooth absolute volume is enabled on your Android device settings (consult your phone manufacturer for specific settings).
  3. Check if LDAC is enabled in the 1MORE app for optimal audio quality.
  4. If using wired mode, ensure the cable is fully inserted and undamaged.
- **Noise Cancellation not working effectively:**
  1. Ensure ANC mode is activated via the ANC button or 1MORE app.
  2. Check for proper fit of the earcups over your ears.
- **Resetting the Headphones:** If you experience persistent issues, you can reset the headphones. Press the "+" and "-" volume buttons simultaneously for 5 seconds. This will reset the headphones to their factory settings.


## SPECIFICATIONS

Feature	Detail
Model Name	SonoFlow Pro (HQ51)
Noise Control	Active Noise Cancellation (up to 45dB)
Connectivity Technology	Wireless (Bluetooth 5.4) & Wired (3.5 mm Jack)
Audio Driver Type	40mm DLC (Diamond-Like Carbon) Dynamic Driver
Frequency Range	20 Hz to 40 kHz (Hi-Res Audio)
Battery Life	100 Hours (ANC Off), 65 Hours (ANC On)
Quick Charge	5 minutes charge for 10 hours playtime
Control Method	App, On-ear buttons
Item Weight	1.31 pounds (approx. 246g)
Included Components	Protective Case, 3.5mm Cable, Charging Cable
Compatible Devices	Gaming Consoles, Laptops, Desktops, Smartphones
Color	Matte Gray
UPC	190280002365

## WARRANTY & SUPPORT

1MORE products are manufactured with high-quality standards. For warranty information, technical support, or service inquiries, please visit the official 1MORE website or contact their customer support directly. Keep your purchase receipt as proof of purchase for warranty claims.


For further assistance, you may also refer to the "How to Use the 1MORE HQ51" video provided earlier in this manual, which covers essential setup and operational aspects.



### [1MORE SonoFlow HQ51 Wireless ANC Over-Ear Headphones User Guide](#)

Comprehensive user guide for the 1MORE SonoFlow HQ51 wireless active noise-cancelling over-ear headphones, covering setup, controls, features, specifications, safety, warranty, and troubleshooting.


lang:en **score:46** filesize: 3.46 M page\_count: 1 document date: 2024-07-11



### [1MORE SonoFlow Over-Ear Headphones HQ51 User Guide](#)

Comprehensive user guide for the 1MORE SonoFlow Over-Ear Headphones HQ51, covering setup, features, troubleshooting, and warranty information.

lang:es **score:42** filesize: 3.09 M page\_count: 1 document date: 2024-07-02



### [\[pdf\] User Manual Instructions Label](#)

Lukáš Chlebovský User Manual Alza cz HQ51 Uživatelský manuál Uživatelský manuál • Használati 246 g 170 × 192 82 mm 720 mAh 80 minutes 100 hours Playtime ANC On 1MORE dwn alza manual 144776


|||

**HQ51** User Manual Uzivatelsk manul Uzvatesk manul Hasznlati utasts

Benutzerhandbuch English 3 12 Cestina 13 22 Slovencina 23 32 Magyar 33 43

Deutsch 44 54 2 Dear customer, Thank you for purchasing our product. Please read the following instructions carefully before first use and keep th...

lang:en **score:40** filesize: 857.98 K page\_count: 54 document date: 2025-01-24



[1MORE SonoFlow Over-Ear Headphones HQ51 User Guide](#)

Comprehensive user guide for the 1MORE SonoFlow Over-Ear Headphones HQ51, covering setup, controls, features, specifications, safety information, warranty, compliance, and frequently asked questions.


lang:en score:29 filesize: 3.46 M page\_count: 1 document date: 2024-07-11



[\[pdf\] User Manual](#)

1MORE SonoFlow Pro HQ51 Bluetooth fejhallgató HASZNÁLATI ÚTMUTATÓ 1more sonolfow pro hq51 manual hu mstore custom image data srattached |||




...  
lang:en score:25 filesize: 693.63 K page\_count: 0 document date: 0000-00-00



[\[pdf\] Test Report SAR Rating](#)

balun SAR report Tiinlab Corporation HQ51 Wireless Headphones 2ASDI 2ASDIHQ51 hq51  
Report No.: BL-SZ2460685-701 TEST REPORT Applicant: Address: Equipment  
Type: Model Name: Brand Nam ... n Avenue, Tower A, 35th Floor, Tanglang City,  
Nanshan District, Shenzhen, China Wireless Headphones **HQ51** 1MORE  
2ASDI-**HQ51** FCC 47 CFR Part 2.1093 refer to section 3.1 Head 1 g 0mm : 0.22 W/kg  
Jun. 1...

lang:en score:22 filesize: 1.61 M page\_count: 41 document date: 2024-07-15







Report No.: BL-02300005-002			
<h1>TEST REPORT</h1>			
<b>Applicant:</b>	Tribal Corporation		
<b>Address:</b>	No. 3333, Lixin Avenue, Tower A, 30th Floor, Tongcheng City, Nanhai District, Shenzhen, China		
<b>Equipment Type:</b>	Wireless Headphones		
<b>Model Name:</b>	HQ251		
<b>Brand Name:</b>	1840RE		
<b>FCC ID:</b>	2A501 HQ251		
<b>ISED Number:</b>	24662- HQ251		
<b>Test Standard:</b>	RSS-Conf Issues 5 RSS-247 Issue 3 (refer to section 3.1)		
<b>Sample Arrival Date:</b>	Jun. 19, 2024		
<b>Test Date:</b>	Jun. 19, 2024 ~ Jul. 01, 2024		
<b>Date of Issue:</b>	Jul. 05, 2024		
			
<b>ISSUED BY:</b>			
Shenzhen BALUN Technology Co., Ltd.			
<b>Checked by:</b> Julie Zhu	<b>Checked by:</b> Ye Hongji	<b>Approved by:</b> Liao Jiaming (Technical Director)	
			
<hr/>		<hr/>	
Tel.: 0755-26000000 Web: www.balun.com.cn		E-mail: w@balun.com Fax: 0755-26000001	
Add: Stock A, 18, Shaoxin Science and Technology Park, Shaoxin District, Hangzhou 311121, China		Page No.: 1 / 12	
Tested: Add: Stock B, 18, Shaoxin Science and Technology Park, Shaoxin District, Hangzhou 311121, China			

[\[pdf\]](#) Test Report

DELL Test Report BLE Tiinlab Corporation HQ51 2ASDI 2ASDIHQ51 hq51

Report No.: BL-SZ2460685-602 TEST REPORT Applicant: Address: Equipment  
Type: Model Name: Brand Nam ... n Avenue, Tower A, 35th Floor, Tanglang City,  
Nanshan District, Shenzhen, China Wireless Headphones **HQ51** 1MORE  
2ASDI-**HQ51** 24662- **HQ51** 47 CFR Part 15 Subpart C RSS-Gen Issue 5 RSS-247  
Issue 3 refer to...

lang:en score:22 filesize: 3.44 M page\_count: 52 document date: 2024-07-15

Report No.: BL-IC2400065-001			
<h1>TEST REPORT</h1>			
Applicant:	Tirialo Corporation		
Address:	No. 3333, Lujian Avenue, Tower A, 35th Floor, Tongcheng City, Nanhai District, Shenzhen, China		
Equipment Type:	Wireless Handphones		
Model Name:	HQ51		
Brand Name:	1MORE		
FCC ID:	2ASCH-HQ51		
ISED Number:	24652-HQ51		
Test Standard:	RSS-Gen Issue 5 RSS-3d7 Issue 3 (refer to section 3.1)		
Sample Arrival Date:	Jun. 14, 2024		
Test Date:	Jun. 19, 2024 - Jul. 01, 2024		
Date of issue:	 Jul. 20, 2024		
<b>ISSUED BY:</b>  Shenzhen BALUN Technology Co., Ltd.			
Tested by: JULIE ZHU	Checked by: Ye Hongji	Approved by: Liao Jiaming (Technical Director)	
			
Tel : +86 755 88891703      Email : info@balun.com		Page No. : 1 / 1	
Web : www.balun.com.cn      Telegram Chat : @BCTESTLAB			
Add : Block B, V-6 Quakua Science and Technology Park, Shanshan Road, Nantian Suburb, Shenzhen, Guangdong Province, P. R. China			

[\[pdf\]](#) Test Report

DELL test report Tiinlab Corporation HQ51 Wireless Headphones 2ASDI 2ASDIHQ51 hq51

Report No.: BL-SZ2460685-601 TEST REPORT Applicant: Address: Equipment  
Type: Model Name: Brand Nam ... n Avenue, Tower A, 35th Floor, Tanglang City,  
Nanshan District, Shenzhen, China Wireless Headphones **HQ51** 1MORE  
2ASDI-**HQ51** 24662- **HQ51** 47 CFR Part 15 Subpart C RSS-Gen Issue 5 RSS-247  
Issue 3 refer to...

lang:en score:21 filesize: 3.39 M page count: 71 document date: 2024-07-15

[illegible]

[\[pdf\]](#)

Hrabovszki Dóra ide BLACK FRIDAY HAVI NYEREMÉNYÁZÁÑ! BestByte Facebook Nyereményjatek szabalyzat 20241106 1124 bestbyte hu |||

A Bestbyte „BLACK FRIDAY HAVI NYEREMNYZN - Facebook Nyeremnyjtk hivatalos rszvteli- s nyeremnyjtk ... albbi sorrendben: - 1MORE EC305 PistonBuds Pro Q30 True Wireless Bluetooth fekete fihallgat - 1MORE **HQ51** SonoFlow Pro Bluetooth fekete fejhallgat 6.1.2. A Nyeremnyek sorsolsa a Jtk idtartama leteltt k...

lang:no score:17 filesize: 154.5 K page\_count: 6 document date: 2024-11-06



[\[pdf\]](#)

1MORE HQ51 1MORE SonoFlow Pro cdn.shopify.s/files/1/0554/9663/8546/v1727418820

III

...

lang:no score:14 filesize: 169.33 K page count: 2 document date: 2024-09-27

