

Cisco DP-9851

Cisco DP-9851 IP Phone User Manual

Model: DP-9851

INTRODUCTION

This manual provides comprehensive instructions for the setup, operation, and maintenance of your Cisco DP-9851 IP Phone. Designed for modern office environments, this corded desktop VoIP phone offers secure enterprise calling, meeting capabilities, and efficient communication features. Please read this manual thoroughly to ensure proper use and to maximize the functionality of your device.

SETUP

Follow these steps to set up your Cisco DP-9851 IP Phone for first-time use.

1. Unpacking and Inspection

Carefully remove all components from the packaging. Verify that all items listed below are present and undamaged:

- Cisco DP-9851 IP Phone unit
- Handset
- Handset cord
- Ethernet cable (RJ-45)
- Phone stand

If any items are missing or damaged, contact your vendor or Cisco support.

2. Connecting the Phone

1. **Attach the Phone Stand:** Securely attach the phone stand to the back of the phone unit.
2. **Connect the Handset:** Plug one end of the coiled handset cord into the handset and the other end into the handset port on the phone unit (typically marked with a handset icon).
3. **Connect to Network:** Insert one end of the Ethernet cable into the network port on the back of the phone (often labeled "SW" or "LAN"). Connect the other end to a network switch or router that provides Power over Ethernet (PoE). The DP-9851 supports PoE, eliminating the need for a separate power adapter.
4. **Initial Boot-up:** Once connected to the network, the phone will power on automatically. The 3.7-inch LCD screen will display the Cisco logo and then proceed with the boot-up sequence. This may take a few moments.



This image displays the Cisco DP-9851 IP Phone in carbon black, featuring its corded handset, a numerical keypad, function buttons, and a central navigation cluster. The 3.7-inch LCD screen is visible, showing time and date, along with soft keys for 'Redial', 'New call', and 'Forward'.

OPERATING INSTRUCTIONS

This section covers the basic operation of your Cisco DP-9851 IP Phone.

1. Making and Receiving Calls

- **To Make a Call:**
 - a. Lift the handset, or press the **Speakerphone** button.
 - b. Dial the desired number using the keypad.
 - c. Press the **Call** button (often a green phone icon) or wait for the call to connect automatically.
- **To Receive a Call:**
 - a. When the phone rings, lift the handset or press the **Answer** soft key on the screen, or press the **Speakerphone** button.
- **To End a Call:** Hang up the handset or press the **End Call** soft key or button.

2. Using the Display and Soft Keys

The 3.7-inch LCD screen displays call information, time, date, and various menu options. Below the screen are context-sensitive soft keys that change functionality based on the phone's current state.

- **Navigation Cluster:** Use the circular navigation pad to scroll through menus and options on the display. The center button typically acts as a "Select" or "OK" button.
- **Soft Keys:** Common soft keys include:
 - **Redial:** Dials the last number called.

- **New Call:** Initiates a new call.
- **Forward:** Configures call forwarding options.
- Other keys may appear for Hold, Transfer, Conference, etc., depending on your system configuration.

3. Volume Control and Mute

- **Volume:** Use the **Volume Up (+)** and **Volume Down (-)** buttons on the side of the phone to adjust the handset, speakerphone, or ringer volume.
- **Mute:** Press the **Mute** button (often a microphone with a slash through it) to mute your microphone during a call. Press it again to unmute.

4. Line Buttons

The Cisco DP-9851 supports up to 6 total lines. Use the line buttons (often located next to the display) to select a line for making a call, answer an incoming call on a specific line, or switch between active calls.

MAINTENANCE

Proper maintenance ensures the longevity and optimal performance of your IP phone.

- **Cleaning:**
 - Use a soft, lint-free cloth to wipe the phone's surface and screen.
 - For stubborn marks, slightly dampen the cloth with water or a mild, non-abrasive cleaner.
 - Do not use harsh chemicals, abrasive cleaners, or aerosol sprays directly on the phone.
 - Ensure the phone is unplugged before cleaning.
- **Environmental Conditions:**
 - Keep the phone away from direct sunlight, excessive heat sources, and high humidity.
 - Avoid placing the phone in dusty environments.
- **Cable Management:** Ensure all cables are neatly routed and not under strain to prevent damage.

TROUBLESHOOTING

This section provides solutions to common issues you might encounter with your Cisco DP-9851 IP Phone.

No Power or Display

- **Check Network Connection:** Ensure the Ethernet cable is securely plugged into both the phone's network port and the network switch/router.
- **Verify PoE:** Confirm that the network port you are connected to provides Power over Ethernet (PoE). If not, the phone will not power on.
- **Restart Phone:** Disconnect the Ethernet cable from the phone, wait 10 seconds, and then reconnect it.

No Dial Tone or Cannot Make/Receive Calls

- **Check Network Connectivity:** Ensure the phone has an active network connection. Look for network status indicators on the screen.
- **Verify Handset Connection:** Ensure the handset cord is securely connected to both the handset and the phone unit.

- **Check Line Status:** Ensure the line you are trying to use is active and registered.
- **Contact IT/Administrator:** If the issue persists, there might be a network configuration problem or an issue with your VoIP service. Contact your IT department or service provider.

Poor Audio Quality

- **Adjust Volume:** Use the volume buttons to adjust the handset or speakerphone volume.
- **Check Handset/Speakerphone:** Ensure the handset is properly positioned or that you are speaking clearly into the speakerphone microphone.
- **Network Congestion:** Poor audio can sometimes be caused by network congestion. If possible, try to reduce network traffic or contact your network administrator.

SPECIFICATIONS

Detailed technical specifications for the Cisco DP-9851 IP Phone.

Brand	Cisco
Model	DP-9851
Product Type	IP Phone
Connectivity Technology	Corded (Handset and Base Unit)
IP Phone Technology	VoIP
Total Number of Phone Lines	6
Speakerphone	Yes
Screen Type	LCD
Screen Size	3.7 inches (Visible screen diagonal: 4" / 10 cm)
Network Ports	2 x Network (RJ-45)
PoE (RJ-45) Port	Yes
USB Port	Yes
Color	Carbon Black
Form Factor	Desktop
Dimensions (Height)	1.9 inches
Item Weight	2.86 pounds (1.3 Kilograms)
Material	Plastic
UPC	724129155259

WARRANTY AND SUPPORT

This Cisco DP-9851 IP Phone is a renewed product. Please refer to the terms and conditions provided by your

vendor regarding the specific warranty coverage for renewed items.

Return Policy

A 90-day refund/replacement return policy is typically offered for this product. Please consult your purchase documentation for exact details.

Protection Plans


Extended protection plans may be available for purchase, such as 3-Year or 4-Year Protection Plans, or a Complete Protect monthly plan. These plans offer additional coverage beyond the standard return policy. For details on these plans, please refer to the product listing or contact your retailer.

Technical Support

For technical assistance, configuration issues, or advanced troubleshooting, please contact your IT department or the vendor from whom you purchased the device. For general Cisco product information, visit the official Cisco website.

© 2025 Cisco Systems, Inc. All rights reserved. Product specifications are subject to change without notice.


Documents - Cisco – DP-9851



[\[pdf\]](#) Confidentiality Request Letter

Partner Configuration Guide Cisco Multi Platform Phones Describes configuration procedures required for BroadWorks Guides Systems Inc PartnerConfigGuide cisco c dam en us td docs voice ip comm broadworks Config |||


Cisco BroadWorks Partner Configuration Guide Cisco Multi-Platform Phones June 2024 Document Version ... -8841-3PCC CP-8845-3PCC CP-8851-3PCC CP-8861-3PCC CP-8865-3PCC CP-8875 CP-8832-3PCC DP-9841 **DP-9851** The MPP Series uses the Session Initiation Protocol SIP to communicate with Cisco BroadWor... lang:en score:26 filesize: 10.16 M page_count: 239 document date: 2024-06-21



[\[pdf\]](#) Confidentiality Request Letter

Partner Configuration Guide Cisco Multi Platform Phones Describes configuration procedures required for BroadWorks Guides Systems Inc PartnerConfigGuide cisco c dam en us td docs voice ip comm broadworks Config All |||

Cisco BroadWorks Partner Configuration Guide Cisco Multi-Platform Phones December 2024 Document Vers ... -8841-3PCC CP-8845-3PCC CP-8851-3PCC CP-8861-3PCC CP-8865-3PCC CP-8875 CP-8832-3PCC DP-9841 **DP-9851** DP-9861 DP-9871 The MPP Series uses the Session Initiation Protocol SIP to communicate w... lang:en score:26 filesize: 11.53 M page_count: 234 document date: 2024-12-23




[pdf] Confidentiality Request Letter

Partner Configuration Guide Cisco Multi Platform Phones Describes configuration procedures required for BroadWorks Guides Systems Inc PartnerConfigGuide cisco c dam en us td docs voice ip comm broadworks Latest Release Config |||

Cisco BroadWorks Partner Configuration Guide Cisco Multi-Platform Phones September 2024 Document Ver ... -8841-3PCC CP-8845-3PCC CP-8851-3PCC CP-8861-3PCC CP-8865-3PCC CP-8875 CP-8832-3PCC DP-9841 **DP-9851** DP-9861 DP-9871 The MPP Series uses the Session Initiation Protocol SIP to communicate W...

lang:en score:25 filesize: 10.93 M page_count: 228 document date: 2024-12-23



[pdf] Specifications Documentation Guide

Unified SRST E 14 5 Supported Firmware Platforms Memory and Voice Products srs145sps cisco c en us td docs voice ip comm cusrst requirements guide |||

Unified SRST/E-SRST 14.5 Supported Firmware, Platforms, Memory, and Voice Products Cisco Unified Sur ... 436.cop.sha512 Supported with Unified SIP SRST 14.5 and later releases Cisco Desk Phone 9851 N/A **DP-9851** cmterm-PHONEOS.3-1-1-000436.cop.sha512 Supported with Unified SIP SRST 14.5 and later rel...

lang:en score:25 filesize: 28.6 K page_count: 12 document date: 2024-08-28

[\[pdf\]](#) Specifications Datasheet Warranty

Desk Phone 9800 Series Data Sheet Cisco SeriesAll are covered by the End User License Agreement at DP HS L Spare Handset First Light Cisco Datasheetipphone warehouse content Datasheet srsltid AfmBOoqo4cAdhdb qq2tljEGuENZlohUAlgmHOEPP6IGJs0kuNEi8wtu SeriesCisco The is transforming desk spaces with four newly designed models It runs on PhoneOS and configurable for your platform of choice Cisco DatasheetCisco qq2tljEGuENZlohUAlgmHOEPP6IGJs0kuNEi8wtuipphone AfmBOopOfDx64c8UpUovEq7osW8K2Tz4RBzpn0LU3WPVvWZ6XgkGAhzm IEEE Power over Ethernet class 3 9851 9861 9871 K9 TAA Carbon Black 9861NR Cisco The AfmBOorrSozV5ItIA9KLNt7uWd1Lz 0VJK8Dwhn3oXvR71GlfKrQX3Skipphone choice The phones offer Bluetooth 5 2 LE Enhanced Rate Call forward Do not disturb park pickup TransferCisco

AfmBOopOfDx64c8UpUovEq7osW8K2Tz4RBzpn0LU3WPVvWZ6XgkGAhzmipphone

AfmBOopYudFGsZhr1vZK0JPnjfSNe0hLswduZapVYVoaJbINTwAky4p TransferThe

AfmBOopYudFGsZhr1vZK0JPnjfSNe0hLswduZapVYVoaJbINTwAky4pipphone

AfmBOoqvc3E4x7QBfPQfVKRMZxZYJlJfO1u O9M9lqStyAyC0LrRXckA

O9M9lqStyAyC0LrRXckAipphone AfmBOopESlh1g7blrvTgbKgrOf PRWtAICLOVefHJXzLRqKo6mz3MQjl

AfmBOorMNNkz0o2gr tYnFjNRAHVneaLPTfLw yton4vJAny8v6CwNgipphone ||| ||| Webex Public

Datasheet Cisco Desk Phone 9800 Series 2024 Cisco and/or its affiliates. All rights reserved. Webex

Public Datasheet 2 Contents 03 Product overview 04 Features and benefits 04 Prominent feature 05

Platform support 05 Licensing ||| Webex Public Datasheet Cisco Desk Phone 9800 Series 2024 Cisco

and/or its affiliates. All rights reserved. Webex Public Datasheet 2 Contents 03 Product overview 04

Features and benefits 04 Prominent feature 05 Platform support 05 Licensing ||| Webex Public Datasheet

Cisco Desk Phone 9800 Series 2024 Cisco and/or its affiliates. All rights reserved. Webex Public

Datasheet 2 Contents 03 Product overview 04 Features and benefits 04 Prominent feature 05 Platform

support 05 Licensing ||| Webex Public Datasheet Cisco Desk Phone 9800 Series 2024 Cisco and/or its

affiliates. All rights reserved. Webex Public Datasheet 2 Contents 03 Product overview 04 Features and

benefits 04 Prominent feature 05 Platform support 05 Licensing ||| Webex Public Datasheet Cisco Desk

Phone 9800 Series 2024 Cisco and/or its affiliates. All rights reserved. Webex Public Datasheet 2

Contents 03 Product overview 04 Features and benefits 04 Prominent feature 05 Platform support 05

Licensing ||| Webex Public Datasheet Cisco Desk Phone 9800 Series 2024 Cisco and/or its affiliates. All

rights reserved. Webex Public Datasheet 2 Contents 03 Product overview 04 Features and benefits 04

Prominent feature 05 Platform support 05 Licensing

Webex Public Datasheet Cisco Desk Phone 9800 Series 2024 Cisco and/or its

affiliates. All rights ... ep modes. Display off mode power consumption: DP-9841:

2.35W with wall power and 1.95w under POE **DP-9851**: 2.82W with wall power and

2.69w under POE Deep sleep mode power consumption: DP-9841: 0.2...

lang:en **score:20** filesize: 217.57 K page_count: 17 document date: 2024-03-25





[pdf] Specifications Datasheet Warranty

Cisco Desk Phone 9800 Series Data Sheet 24 lug 2025 — The is transforming desk spaces with four newly designed models It runs on PhoneOS and configurable for your platform of choice1080940222assets grandandtoy assets Additional 1 10 80 1080940222 Click here 1Cisco DP 9851 IP Corded Desktop Carbon Black K9 FireOwls Corporation24 choice1080940224content etilize 1080940224assets 1Click CorporationCisco 9871 Cordless Bluetooth Wi Fi Wall Mountable choice10809402241081871239content 1080940224content 1081871239assets ||| ||| Webex public Datasheet Cisco Desk Phone 9800 Series 2025 Cisco and/or its affiliates. All rights reserved. Webex public Datasheet 2 Contents 03 Product overview 04 Features and benefits 06 Platform support 06 Product specifications 19 Order ||| Webex public Datasheet Cisco Desk Phone 9800 Series 2025 Cisco and/or its affiliates. All rights reserved. Webex public Datasheet 2 Contents 03 Product overview 04 Features and benefits 06 Platform support 06 Product specifications 19 Order Webex public Datasheet Cisco Desk Phone 9800 Series 2025 Cisco and/or its affiliates. All rights ... P-9841-K9= Cisco Desk Phone 9841, Carbon Black DP-9841-L-K9= Cisco Desk Phone 9841, First Light **DP-9851**-K9= Cisco Desk Phone 9851, Carbon Black **DP-9851**-L-K9= Cisco Desk Phone 9851, First Light ... lang:en score:20 filesize: 3.59 M page_count: 23 document date: 2025-04-25



[pdf]

Reimagining Work with the New and Improved Webex Suite Cisco Desk Phone 9800 Series SECURE MANAGEABLE SUSTAINABLE More than a DP 9851 9861 9871 Line key 4 6 10 Touch Display 3 5 384 x160 clorado tech day webex suite cisco c dam en us abm ||| Reimagining Work with the New and Improved Webex Suite Olivia Wolf SLED Solutions Engineer Nathan Fr ... splay Wi-Fi Bluetooth USB-A USB-C KEM PoE DP-9841 4 3.5 384 x160 grayscale 1 USB-A PoE Class 2 **DP-9851** 6 3.7 480 x 240 color 1 USB-A 1 USB-C 1 KEM PoE Class 3 DP-9861 10 5 800 x 480 color ... lang:en score:19 filesize: 9.19 M page_count: 70 document date: 2025-04-07



[pdf] Specifications Datasheet Warranty

Desk Phone 9800 Series Data Sheet desk phone series ds cisco c en us products collateral collaboration endpoints ip phones ||| Webex Public Datasheet Cisco Desk Phone 9800 Series 2024 Cisco and/or its affiliates. All rights ... ep modes. Display off mode power consumption: DP-9841: 2.35W with wall power and 1.95w under POE **DP-9851**: 2.82W with wall power and 2.69w under POE Deep sleep mode power consumption: DP-9841: 0.2... lang:en score:19 filesize: 217.57 K page_count: 17 document date: 2024-03-25



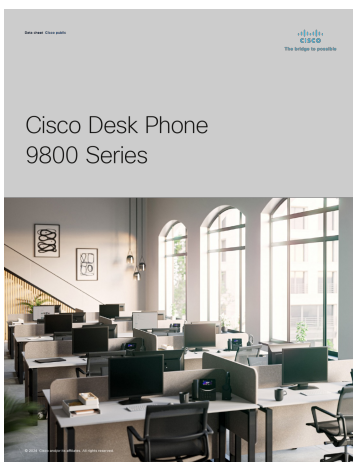
[pdf] Specifications Datasheet Warranty

Desk Phone 9800 Series Data Sheet Cisco Datasheet 9841 IP DP K9 cisco series datasheet sep turbifycdn ty cdn metroline ||| Webex public Datasheet Cisco Desk Phone 9800 Series 2024 Cisco and/or its affiliates. All rights ... P-9841-K9= Cisco Desk Phone 9841, Carbon Black DP-9841-L-K9= Cisco Desk Phone 9841, First Light **DP-9851**-K9= Cisco Desk Phone 9851, Carbon Black **DP-9851**-L-K9= Cisco Desk Phone 9851, First Light ... lang:en score:18 filesize: 3.53 M page_count: 20 document date: 2024-10-03



[\[pdf\]](#) Specifications Datasheet Warranty

Desk Phone 9800 Series Data Sheet Additional 1 Cisco DP 9861 L K9 IP 1083502454 content etilize ||| Webex public Datasheet Cisco Desk Phone 9800 Series 2024 Cisco and/or its affiliates. All rights ... P-9841-K9= Cisco Desk Phone 9841, Carbon Black DP-9841-L-K9= Cisco Desk Phone 9841, First Light **DP-9851**-K9= Cisco Desk Phone 9851, Carbon Black **DP-9851**-L-K9= Cisco Desk Phone 9851, First Light ... lang:en score:17 filesize: 3.53 M page_count: 20 document date: 2024-12-17




[Cisco Desk Phone 9800 Series: Features, Specifications, and Ordering Information](#)

Explore the Cisco Desk Phone 9800 Series, a new standard in desk phones designed for modern office environments. Discover its features, benefits, platform support, detailed specifications, and ordering information. lang:en score:17 filesize: 907.21 K page_count: 23 document date: 2024-06-11



[\[pdf\]](#) Specifications Datasheet Warranty Borchure

Desk Phone 9800 Series Data Sheet Cisco VoIP SupplyDP CORD L Replacement Handset Cord First Light SPARE All are covered by the End User desk phone series ds 8voipsupply mw link id 50179 srsltid AfmBOopOp y1NgxVxYBa2T8RVcqyEE1qV83ydTI0 hXK4eAnW6 QBKMm 81083310189voipsupply QBKMmproducts b cdn net Brochures 1083310189 ||| ||| Data sheet Cisco public Cisco Desk Phone 9800 Series 2024 Ciscoo aanndd//oorr iittssaaffiillilaiaetetess AAllllrririghhtstsrseesrevrevde.d. Data sheet Cisco public Contents Product overview 3 Features and benefits .4 Platform support .5 Pr Data sheet Cisco public Cisco Desk Phone 9800 Series 2024 Ciscoo aanndd//oorr iittssaaffiillilaiaete ... P-9841-K9= Cisco Desk Phone 9841, Carbon Black DP-9841-L-K9= Cisco Desk Phone 9841, First Light **DP-9851**-K9= Cisco Desk Phone 9851, Carbon Black **DP-9851**-L-K9= Cisco Desk Phone 9851, First Light ... lang:en score:17 filesize: 907.21 K page_count: 23 document date: 2024-06-11



[pdf] Label

ELIOT ROBINSON Cisco 9800 Series Desk Phone Auto Registration Provisioning for Zoom Solved Re
Phones 9841 9851 9861 98 Community community zoom fnwwh38523 attachments phone 13051 1 |||
Cisco 9800 Series Desk Phone Auto Registration / Provisioning for Zoom Phone June
17, 2025 DO NOT CO ... orm version of the phone. Between Cisco and Zoom,
everything is handled. For my test, I used Prod.# **DP-9851**-K9=. 1. From Cisco
shipping box label, obtain MAC address for phone, i.e. 940D4Bxxxxxx. 1 ...
lang:en **score:16** filesize: 622.59 K page_count: 6 document date: 2025-06-17



[\[pdf\]](#)

Teléfono de escritorio Cisco serie 9800 RR Donnelley Gracias a su funcionalidad expandida la combina
llamadas empresariales seguras reuniones reservas sostenibilidad y notificaciones desk phone series ds
cisco c es mx products collateral collaboration endpoints ip phones |||

Hojas de datos Cisco pblico Telfono de escritorio Cisco serie 9800 2024 Cisco o sus
filiales. Todo ... e escritorio Cisco 9841, negro carbón DP-9841-L-K9= Telfono de
escritorio Cisco 9841, primera luz **DP-9851**-K9= Telfono de escritorio Cisco 9851,
negro carbón **DP-9851**-L-K9= Telfono de escritorio Cis...

lang:es score:16 filesize: 669.64 K page_count: 19 document date: 2024-07-19



[\[pdf\]](#)

Cisco Collaboration Device Product Matrix device product matrix 7 giorni fa — USB port for headsets and smartphone charging Supports Session Line Mode SLM Enhanced ELM Hot desking via a QR code gives access to cisco collaboration c dam en us products se 2025 4 Collateral |||

March 2025 Collaboration device product matrix Cisco Collaboration Devices 2025

Cisco and/or its af ... desk phone N/A DP-9841-K9= Carbon Black DP-9841-L-K9=

First Light Desk Phone 9800 Series N/A **DP-9851**-K9= Carbon Black **DP-9851**-L-K9=

First Light Desk Phone 9800 Series N/A DP-9861-K9= Carb...

lang:en **score:12** filesize: 5.91 M page_count: 27 document date: 2025-04-08