

## CurrentBody Series 2

# CurrentBody Skin LED Neck & Décolletage Mask Series 2 Instruction Manual

Brand: CurrentBody | Model: Series 2

## INTRODUCTION

The CurrentBody Skin LED Neck & Décolletage Mask Series 2 is an advanced anti-aging device designed for the neck and chest area. It utilizes clinically proven red and near-infrared light therapy to improve skin elasticity, texture, and luminosity.

This device features 229 LED bulbs that emit three specific wavelengths:

- **Red (633nm):** Boosts collagen production to plump skin, smooth wrinkles, and help fade hyperpigmentation.
- **Near-infrared (830nm):** Energizes cells below the skin for a firmer, tighter, and brighter complexion.
- **Deep near-infrared (1072nm):** Targets areas with pronounced signs of aging, boosting collagen production deep under the skin.

Combined, these wavelengths work to reverse signs of aging, increase skin brightness by 27%, and reduce neck wrinkles by 30% after 8 weeks, with skin plumpness increasing by 57% after 8 weeks.

## SAFETY INFORMATION

Before using the device, perform a light sensitivity test:

1. Check the list of contraindications to ensure you are not using any skincare products or taking any medications (oral or topical) that cause photosensitivity reactions.
2. Ensure your skin is clean and dry.
3. Place your LED product in contact with the skin, ideally on the inner thigh, arm, or back of the hand.
4. Turn your device on and complete a full treatment cycle.
5. If you experience any heat or discomfort at any time, stop your treatment immediately.
6. After 24 hours, if there are no adverse reactions, proceed with the treatment protocol indicated for your device.
7. If you experience any reactions, please contact our customer support team.

## WHAT'S INCLUDED

Your CurrentBody Skin LED Neck & Décolletage Mask Series 2 package typically includes:

- CurrentBody Skin LED Neck & Décolletage Mask Series 2 device
- Power supply/controller
- User manual

## SETUP

---

1. **Charge the Device:** Connect the power supply/controller to the mask and a suitable power source. Ensure the device is fully charged before first use.
2. **Prepare Your Skin:** Cleanse your neck and décolletage area thoroughly. Ensure skin is dry and free of any products that may interfere with light therapy.

## OPERATING INSTRUCTIONS

---

1. **Position the Mask:** Place the flexible silicone mask comfortably around your neck and décolletage area, ensuring the LED bulbs are in direct contact with your skin.
2. **Activate the Device:** Press and hold the power button on the controller to turn on the device. The LED lights will illuminate.
3. **Treatment Duration:** The device is pre-programmed for a 10-minute treatment session. It will automatically switch off after the session is complete.
4. **Frequency of Use:** For optimal results, use the mask 3-5 times per week.
5. **Post-Treatment:** After the session, you may continue with your regular skincare routine, applying serums or moisturizers.

## MAINTENANCE

---

- **Cleaning:** After each use, gently wipe the mask with a clean, damp cloth. For deeper cleaning, use an alcohol wipe. Ensure the device is completely dry before storing.
- **Storage:** Store the mask in a cool, dry place, away from direct sunlight and extreme temperatures. Keep it in its original packaging or a protective pouch to prevent damage.
- **Battery Care:** Recharge the device as needed. Avoid completely draining the battery frequently to prolong its lifespan.

## TROUBLESHOOTING

---

- **Device Not Turning On:** Ensure the device is fully charged. Check the connection between the mask and the controller.
- **Lights Not Illuminating:** Verify the device is powered on and fully charged. If issues persist, contact customer support.
- **Discomfort During Use:** Immediately discontinue use if you experience any pain, excessive heat, or irritation. Refer to the safety information section.

## SPECIFICATIONS

---

- **LED Bulbs:** 229
- **Wavelengths:** Red (633nm), Near-infrared (830nm), Deep Near-infrared (1072nm)
- **Treatment Time:** 10 minutes (automatic timer)

- **Power Source:** Rechargeable Lithium Ion battery (included)
- **Dimensions:** Approximately 13.46 x 10.2 x 2.28 inches
- **Weight:** Approximately 3 Pounds
- **UPC/GTIN:** 731093154485


## WARRANTY AND SUPPORT

---

For warranty information, product support, or to address any concerns, please refer to the documentation included with your product or visit the official CurrentBody website. The manufacturer, CurrentBody, provides customer service for their products.

## PRODUCT VISUALS

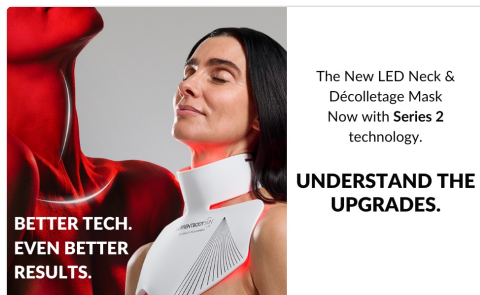
---



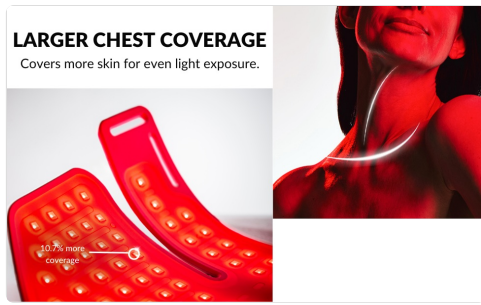
The CurrentBody Skin LED Neck & Décolletage Mask Series 2, showcasing its design and flexible material.

**CURRENTBODY SKIN™**

A user wearing the CurrentBody Skin LED Neck & Décolletage Mask Series 2, highlighting its coverage of the neck and chest area.



A detailed view of the LED bulbs on the mask, emphasizing the larger chest coverage for even light exposure.



An illustration of the three highly precise wavelengths used by the mask, including the extra 1072nm wavelength for targeted anti-aging.