

[Manuals.plus](#) /

> [Ajblg](#) /

> Ajblg Air Tracker Tags (Model BF16-US-1B1W) Instruction Manual

Ajblg BF16-US-1B1W

Ajblg Air Tracker Tags (Model BF16-US-1B1W) Instruction Manual

Your guide to setting up and using your Ajblg Air Tracker Tags.

1. INTRODUCTION

The Ajblg Air Tracker Tag is a compact Bluetooth item finder designed to help you locate your personal belongings using the Apple Find My network. This device is compatible exclusively with iOS devices. It features a built-in speaker for audible alerts, IP67 water resistance, and a replaceable battery for extended use.



Image: The Ajblg Air Tracker Tag integrates seamlessly with the Apple Find My application, allowing users to track items on a map.

2. SAFETY INFORMATION

- Keep the device and its battery out of reach of small children and pets. The CR2032 coin cell battery can be a choking hazard.

- Do not expose the device to extreme temperatures or open flames.
- Do not attempt to disassemble or modify the device beyond battery replacement.
- Dispose of batteries according to local regulations.

3. SETUP GUIDE

3.1. Initial Battery Installation

The Ajblg Air Tracker Tag uses a replaceable CR2032 coin cell battery. If the battery is not pre-installed or needs replacement, follow these steps:

1. Gently twist the two halves of the tracker counter-clockwise to open the casing.
2. Insert a new CR2032 battery with the positive (+) side facing up.
3. Align the two halves and twist clockwise to securely close the casing.

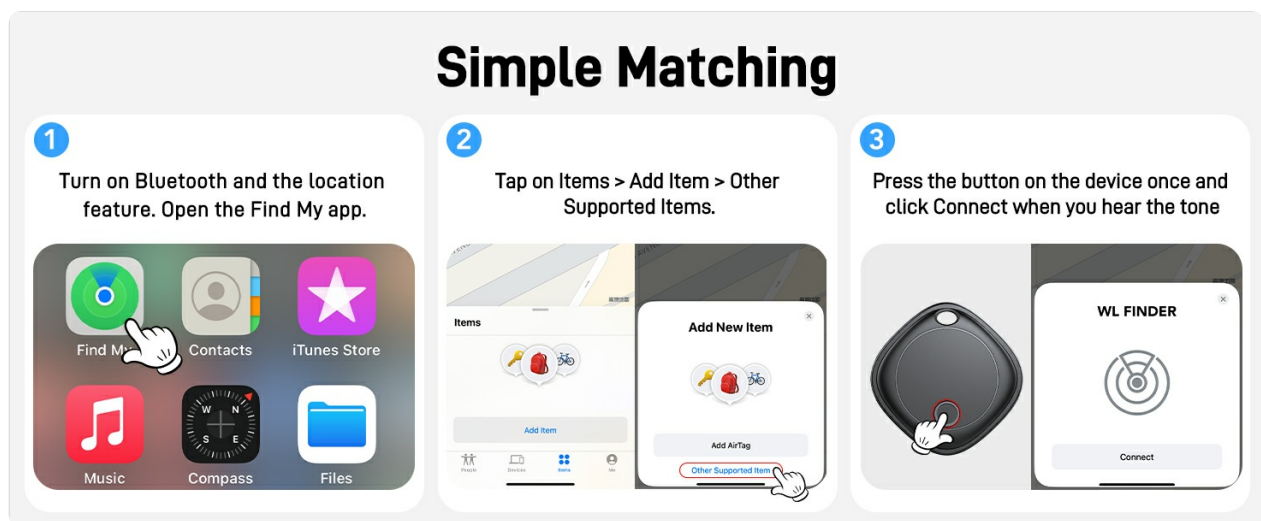


Image: Visual guide for simple battery replacement, showing the removal of the cover, insertion of the CR2032 battery, and reassembly.

3.2. Pairing with Apple Find My App

To connect your Ajblg Air Tracker Tag to your iOS device:

1. Ensure Bluetooth and Location Services are enabled on your iOS device.
2. Open the Apple Find My app.
3. Navigate to the 'Items' tab.
4. Tap 'Add Item' and then select 'Other Supported Items'.
5. Press the button on your Ajblg Air Tracker Tag once. You will hear a tone indicating it is ready for pairing.
6. Follow the on-screen prompts in the Find My app to complete the connection.

Simple Matching

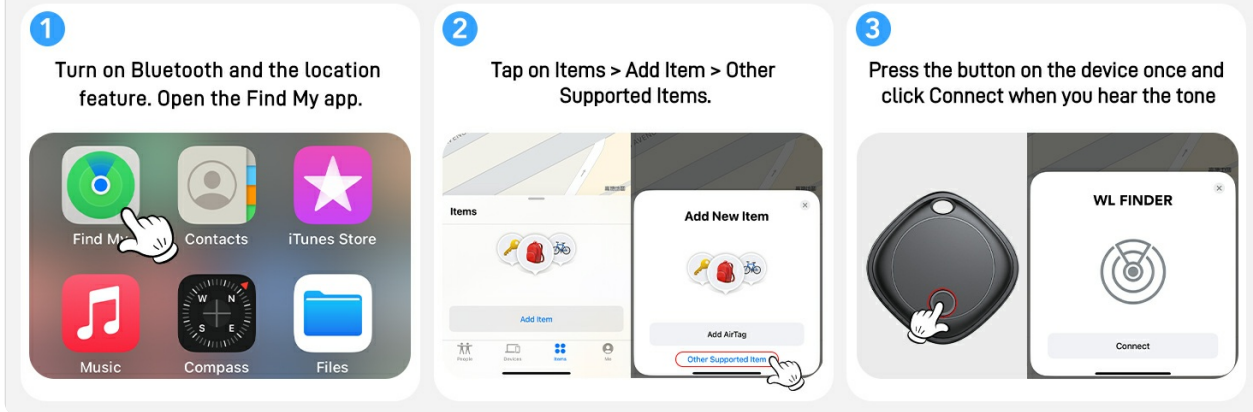


Image: Step-by-step visual instructions for pairing the tracker with the Apple Find My application.

Note: This product only supports iOS devices. Android devices are not compatible.

4. OPERATING INSTRUCTIONS

4.1. Finding Nearby Items

When your Ajblg Air Tracker Tag is within Bluetooth range (up to 200ft/60m), you can use the Find My app to locate it:

- Open the Find My app and select your tracker from the 'Items' list.
- Tap 'Play Sound' to make the tracker emit a loud beep (80-100 dB), guiding you to its location.
- Alternatively, you can ask Siri to help you find your item.



Finding Things Together

- One locator can share up to 5 Apple devices.
- One account can be connected to up to 32 anti-lost devices.

Note: Please ensure your iPhone, iPad, iMac is updated to iOS 17

Image: The Find My app interface demonstrating the 'Play Sound' feature to locate a nearby item with the tracker.

4.2. Finding Far Away Items (Find My Network)

If your item is outside the Bluetooth range, the Apple Find My network can help:

- The Find My network, composed of millions of iOS devices worldwide, anonymously detects your tracker's location.
- The Find My app will display the last known location of your tracker on a map.
- You can then use the map navigation feature in the app to guide you to the item's location.

- This process is encrypted and anonymous, protecting your privacy.

Simple Replacement



Image: The Find My app showing global tracking of items like a backpack and keys, utilizing the extensive Find My network.

4.3. Left-Behind Reminders & Lost Mode

- **Left-Behind Reminders:** If you leave an item with an Ajblg Air Tracker Tag behind and your iOS device disconnects from it, the Find My app will send an immediate notification to your device. Ensure notification settings are enabled in the Find My app.
- **Lost Mode:** If an item is truly lost, you can activate 'Lost Mode' in the Find My app. This allows others who find your item to view your contact information by tapping their NFC-enabled iPhone or Android phone to the tracker.

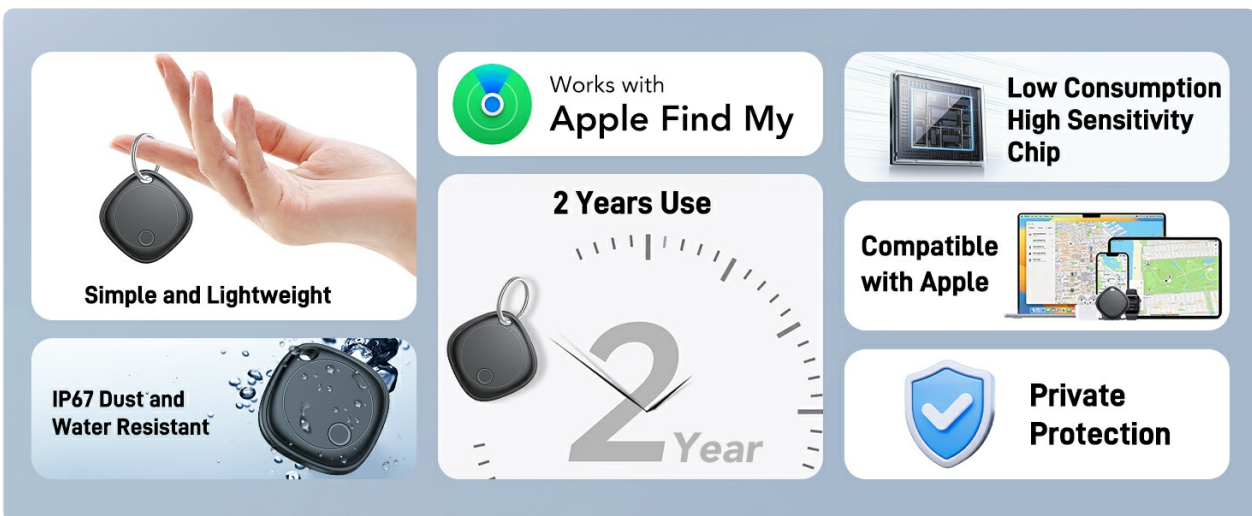


Image: A notification on an iPhone indicating an item has been left behind, demonstrating the reminder feature.

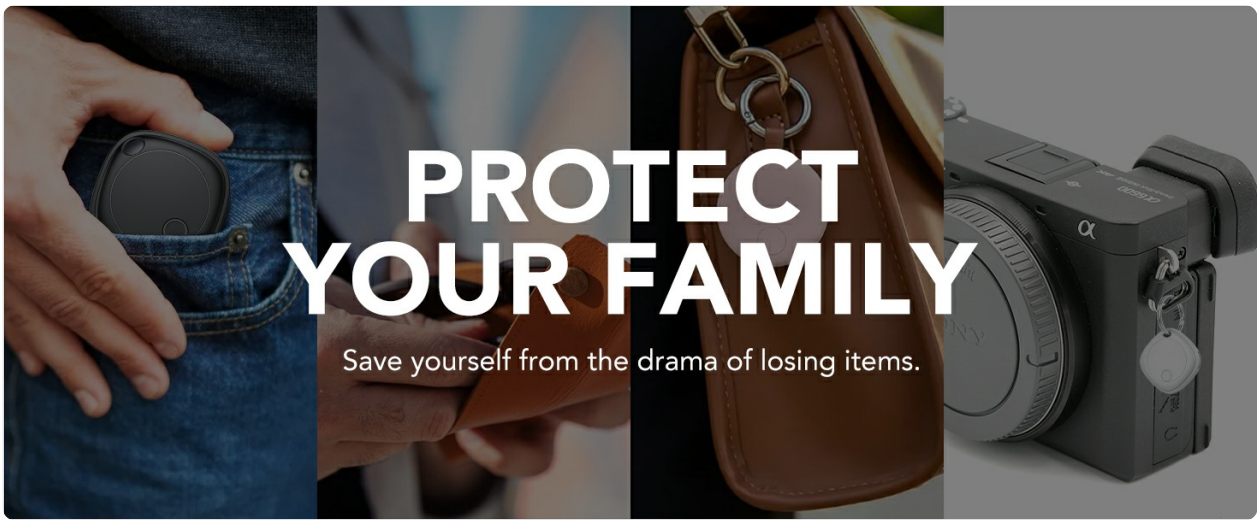


Image: Activating Anti-Lost Mode allows retrieval of owner information through the 'Identify Found Item' function on Find My.

4.4. Sharing with Others

You can share the location of your Ajblg Air Tracker Tag with up to 5 other Apple devices. This allows friends and family to help track shared items.



Image: The sharing feature allows multiple users to track the same Ajblg Air Tracker Tag.

5. MAINTENANCE

5.1. Battery Replacement

The Ajblg Air Tracker Tag is powered by a CR2032 coin cell battery, which typically lasts for 2 years. When the battery level is low, the Find My app will notify you. Refer to section 3.1 for detailed battery replacement instructions.

5.2. Cleaning

Wipe the tracker with a soft, dry cloth. Avoid using harsh chemicals or abrasive materials, as these can damage the device.

5.3. Water Resistance

The device is IP67 waterproof, meaning it is protected against dust ingress and can withstand immersion in water up to 1 meter for up to 30 minutes. While it is durable, avoid prolonged submersion or exposure to high-pressure water jets.

Simple Matching

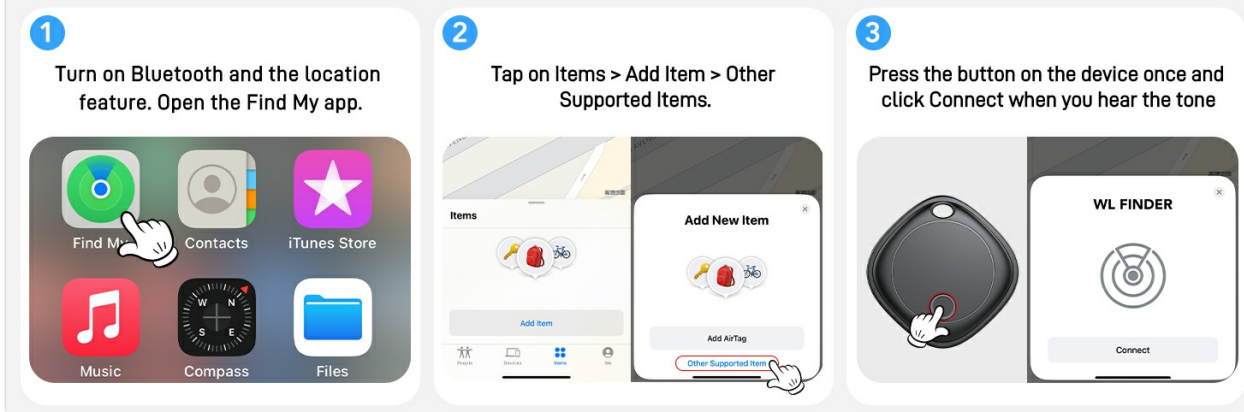


Image: The Ajblg Air Tracker Tag demonstrating its IP67 dust and water resistance.

6. TROUBLESHOOTING

Problem	Possible Cause	Solution
Tracker not connecting to Find My app.	Bluetooth or Location Services off; low battery; tracker out of range; pairing issue.	Ensure Bluetooth and Location Services are on. Check battery level and replace if necessary. Bring tracker closer to your iOS device. Re-attempt pairing process (Section 3.2).
No sound from tracker.	Low battery; tracker damaged; sound feature not activated.	Replace battery. Ensure 'Play Sound' is selected in the Find My app. If still no sound, the device may be faulty.
Left-Behind Reminders not working.	Notifications disabled; app settings incorrect.	Check notification settings for the Find My app on your iOS device. Ensure 'Notify When Left Behind' is enabled for the specific tracker.
Inaccurate location tracking.	Limited Find My network coverage; environmental interference.	Location accuracy depends on the density of the Find My network. In remote areas, updates may be less frequent. Ensure your iOS device has a stable internet connection.

7. PRODUCT SPECIFICATIONS

- **Model Number:** BF16-US-1B1W
- **Brand:** Ajblg
- **Connectivity:** Bluetooth
- **Compatibility:** iOS devices only
- **Range:** Up to 200 feet (60 meters) Bluetooth
- **Battery Type:** 1 x CR2032 coin cell battery (replaceable)
- **Battery Life:** Approximately 24 months
- **Water Resistance:** IP67 (dustproof, submersible up to 1 meter for 30 minutes)
- **Material:** Plastic
- **Product Dimensions:** 1.36"L x 1.36"W x 0.37"Th (3.45 cm L x 3.45 cm W x 0.95 cm Th)

- **Weight:** Approximately 10g
- **Alarm Volume:** 80-100 dB

8. WARRANTY INFORMATION

The Ajblg Air Tracker Tags come with a 1-year limited warranty from the date of purchase. This warranty covers manufacturing defects under normal use. It does not cover damage caused by misuse, accidents, unauthorized modifications, or normal wear and tear. Please retain your proof of purchase for warranty claims.

9. CUSTOMER SUPPORT

For further assistance, technical support, or warranty inquiries, please contact Ajblg customer service through the retailer's platform where you purchased the product or visit the official Ajblg website for contact information.