

Manuals+

[Q & A](#) | [Deep Search](#) | [Upload](#)

manuals.plus /

- › [ZUMIMALL](#) /
- › [ZUMIMALL Pet Camera Indoor Instruction Manual](#)

ZUMIMALL BF-BK07

ZUMIMALL Pet Camera Indoor Instruction Manual

Model: BF-BK07 | Brand: ZUMIMALL

PRODUCT OVERVIEW

The ZUMIMALL Pet Camera Indoor is a versatile security camera designed for monitoring pets and home. It features 3MP HD video, 5GHz/2.4GHz WiFi connectivity, a built-in laser toy for interaction, 2-way audio, auto-tracking, and various detection modes including pet, PIR, and AI. It supports local and cloud storage, privacy protection, and is compatible with Alexa and ONVIF protocols.




Image: ZUMIMALL Pet Camera Indoor in action, showing its interactive laser feature and remote viewing capability.

Key Features:

- **Laser Interaction & App Control:** Engage your pet's hunting instincts with smart laser and custom paths, controllable remotely via the app.
- **3MP Image & Motion Detection:** Enjoy clear 3MP HD video. Receive instant notifications upon motion detection for enhanced pet safety.
- **5GHz/2.4GHz WiFi & Privacy Protection:** Supports dual-band WiFi for smooth viewing. Features a privacy mode where the lens rotates upward when not in use.
- **360° Coverage & Auto Tracking:** Offers 355° pan and 120° tilt for comprehensive coverage. Auto-tracking locks onto and follows moving targets.
- **One-Touch Call & 2-Way Talk:** Initiate voice calls with a single button press. Communicate in real-time with pets and family using built-in two-way audio.
- **24/7 Recording & Cloud/SD Card Storage:** Supports continuous recording. Store videos on an SD card (up to 128GB, not included) or via cloud storage.
- **Multi-User Sharing & Alexa/ONVIF:** Share camera access with family. Compatible with Alexa, Google Assistant, and ONVIF protocols for smart home integration.

What's in the Box



What's in the Box?

- 1x Camera
- 1x Caps
- 1x Mounting Bracket
- 3x Pack of Screws
- 1x Type-C Cable
- 1x Power Adapter
- 1x Product Manual

Image: All items included with your ZUMIMALL Pet Camera.

- 1x ZUMIMALL Pet Camera
- 1x Instruction Manual
- 1x Mounting Screw Set
- 1x Power Adapter
- 1x USB Type-C Cable

SETUP GUIDE

Follow these steps to set up your ZUMIMALL Pet Camera and connect it to your home network.

Video Tutorial: How to Connect the Pet Camera

Your browser does not support the video tag.

Video: A step-by-step guide on connecting your ZUMIMALL Pet Camera to your network using the ZUMIMALL app.

Step-by-Step Setup:

1. **Prepare the Camera:** Gently tear off the protective film from the camera lens.
2. **Power On:** Connect the power cord to the camera and plug it into a power outlet. The camera will power on.
3. **Reset (if necessary):** If the camera's red light is not flashing slowly, you may need to reset it. Refer to the 'Reset' operation demo video for details (often involves pressing a reset button for a few seconds).
4. **Download App:** Download and install the "ZUMIMALL" app from your smartphone's app store (iOS App Store or Google Play Store).
5. **Add Device:** Open the ZUMIMALL app, create an account or log in. Click on "Add Device" or the '+' icon to begin adding your camera.
6. **Select Device Type:** Choose "Laser Pet Camera" or the appropriate model from the list of devices.
7. **Network Connection:** Follow the in-app instructions. Ensure your phone is connected to a 2.4GHz or 5GHz WiFi network (the camera supports both). Enter your WiFi password.
8. **Scan QR Code:** The app will display a QR code. Hold your phone with the QR code 5-8 inches in front of the camera lens. The camera will emit a "beep" sound when the scan is successful.
9. **Connect & Confirm:** After the beep, click "Next" in the app. The device will attempt to connect. Once connected, the camera's indicator light will turn blue, indicating successful pairing.
10. **Finalize Setup:** Continue through the app's prompts to name your camera, assign it to a room, and complete the installation.

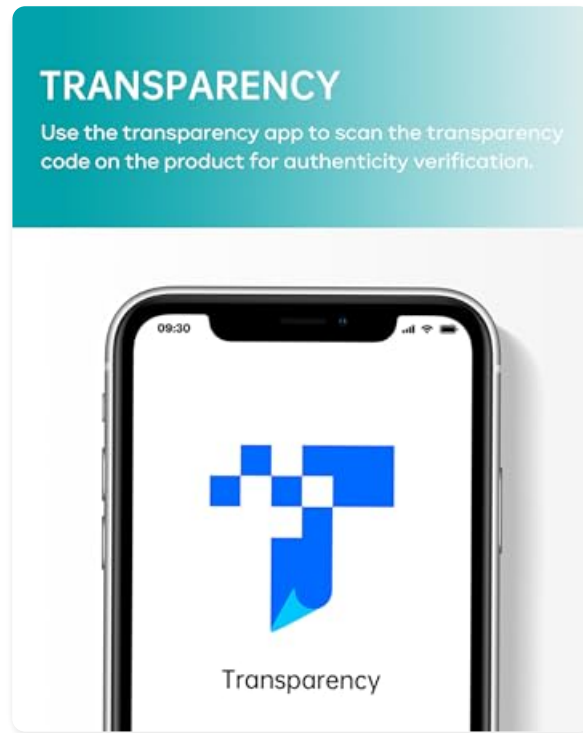


Image: Visual guide for connecting the ZUMIMALL Pet Camera via the mobile app.

OPERATING INSTRUCTIONS

Interactive Laser Toy

The built-in laser toy allows you to interact with your pet remotely. You can control the laser's movement and set custom paths through the ZUMIMALL app to keep your pet entertained.

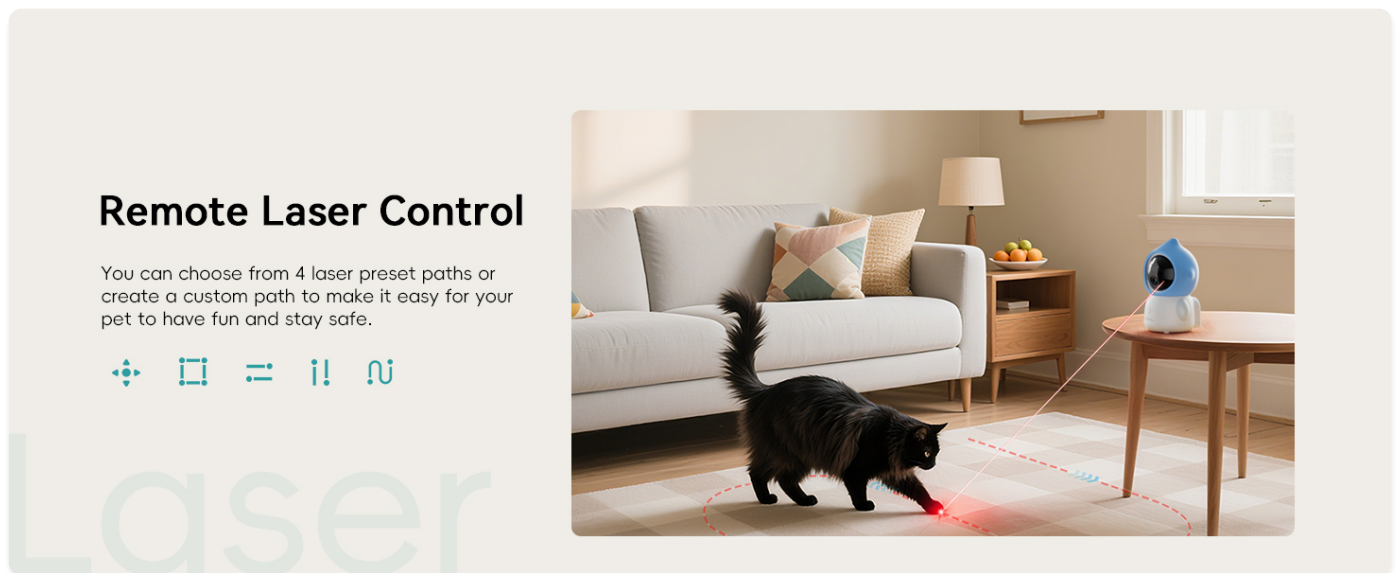


Image: Remote control of the laser toy for pet interaction.

You can also schedule laser play sessions to automatically engage your pet even when you are away from home.

Scheduled Laser Play

Set time, frequency, and laser paths to keep your pet entertained even when you're away.




Image: Setting up scheduled laser play sessions via the app.

High-Definition Video & AI Detection

The camera provides crystal clear 3MP (2K) resolution, ensuring you capture every detail. Advanced AI detection can differentiate between humans, pets, and vehicles, reducing false alerts and focusing on what matters most.

Customize Pet Summoning Sounds

Use custom sounds or cat calls to get your pet's attention.



Image: Demonstrating the clarity of 2K resolution compared to 1080P.

2.4GHz & 5GHz WiFi

Choose 2.4GHz WiFi for a longer range connection, or 5GHz WiFi for faster data transfers.



Image: AI-Powered Detection features for smart monitoring.

360° Auto Tracking & Coverage

With 355° pan and 120° tilt capabilities, the camera provides a full 360° view without blind spots. The auto-tracking feature ensures that any detected movement, whether from a pet or person, is automatically followed and recorded.

360° Auto Tracking

360° view angle with auto-tracking monitors motion in real-time, ensuring full protection for your home.



Image: The camera's 360° auto-tracking capability.

Two-Way Audio & One-Touch Call

Stay connected with your pets and family using the built-in two-way audio. You can speak through the camera and hear responses. For quick communication, the camera features a one-touch call button, allowing family members to initiate a voice call to your phone instantly.

2K Resolution

Experience 2K detail that exceeds expectations, capturing every precious moment with your family.

2K



Image: Real-time two-way audio communication with your pet.

Privacy Mode

Set the lens to close or timed close on the ZUMIMALL APP, and it will automatically rotate the lens upwards.

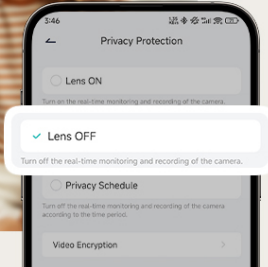



Image: The one-touch call feature for instant communication.

Recording & Storage Options

The ZUMIMALL Pet Camera supports 24/7 continuous recording. You can store your video footage locally on an SD card (up to 128GB, not included) or utilize the optional cloud storage service for secure, remote access to your recordings.

AI-Powered Detection

Support recognition of people/pets/vehicles/packages, helping you focus on what is really important.



*No subscription fee for pet and motion detection




Image: The camera's 24/7 recording feature.

Two-Way Talk

Built-in two-way audio lets you have clear, real-time conversations with family and pets from anywhere.




Image: Local SD card and cloud storage options.

Privacy Mode

For enhanced privacy, the camera features a privacy mode. When activated via the ZUMIMALL app, the lens will automatically rotate upwards, physically covering the camera and ensuring no recording or viewing occurs.

24/7 Recording

If you choose to enable 24/7 recording, your camera will capture every moment of the day and night.



24/7
Recording





Image: Activating Privacy Mode via the ZUMIMALL app.

Multi-User Sharing

You can easily share access to your ZUMIMALL Pet Camera with family and friends through the app, allowing multiple users to view live feeds and interact with the camera.

One Touch Calls

When your kids or elderly need help, they can instantly press the camera's button to talk with you.



One Touch




Image: Sharing camera access with family members.

Mounting Options

The ZUMIMALL Pet Camera offers flexible mounting options to suit your home environment. It can be placed on a desktop, mounted on a wall, or installed on the ceiling. A flexible bracket is also available for unique placements.



Image: Various mounting possibilities for the ZUMIMALL Pet Camera.

SPECIFICATIONS

Feature	Detail
Model Name	BF-BK07
Indoor/Outdoor Usage	Indoor
Video Capture Resolution	1440p (2K)
Connectivity Protocol	Bluetooth, ONVIF, Wi-Fi (2.4GHz & 5GHz)
Controller Type	Amazon Alexa, Android, CloudEdge, Google Assistant, ZUMIMALL App
Mounting Type	Tabletop Mount, Wall, Ceiling
Viewing Angle	360 Degrees (355° Pan, 120° Tilt)
Night Vision Range	33 Feet
Storage	SD Card (up to 128GB), Cloud Storage
Special Features	2-Way Audio, HD Resolution, Local Recording, Night Vision, PTZ Technology, Laser Toy, AI Detection (Human/Pet/Package/Vehicle), Privacy Mode, One-Touch Call
Product Dimensions	2.95 x 2.76 x 4.72 inches
Item Weight	14.9 ounces

TROUBLESHOOTING

If you encounter issues with your ZUMIMALL Pet Camera, please refer to the following common solutions:

- **Camera Offline:**

- Check your Wi-Fi connection and ensure the camera is within range of your router.
- Verify that your router is functioning correctly.
- Restart the camera by unplugging and re-plugging the power adapter.
- Ensure your Wi-Fi password has not changed.

- **Cannot Connect to Wi-Fi:**

- Confirm you are connecting to a 2.4GHz or 5GHz network as supported by the camera.
- Double-check the Wi-Fi password entered in the app.
- Ensure the camera is close to the router during the initial setup.
- Reset the camera and try the setup process again.

- **Poor Video Quality:**

- Check your internet speed. A stable and fast connection is required for optimal video streaming.
- Ensure the camera lens is clean and free from dust or smudges.
- Adjust the camera's position to improve signal strength if needed.

- **Motion Detection Not Working:**

- Verify that motion detection is enabled in the ZUMIMALL app settings.
- Adjust the sensitivity settings for motion detection.
- Ensure there are no obstructions blocking the camera's view.

- **Two-Way Audio Issues:**

- Check the microphone and speaker settings in the app.
- Ensure your phone's volume is up and the camera's speaker is not muted.
- Reduce background noise for clearer communication.

For more detailed troubleshooting or specific issues, please refer to the ZUMIMALL app's help section or contact customer support.

WARRANTY AND SUPPORT







ZUMIMALL products are designed for reliability and performance. For information regarding your product's warranty, please refer to the warranty card included in your product packaging or visit the official ZUMIMALL website.

If you require technical assistance, have questions about product features, or need to report an issue, please contact ZUMIMALL customer support through the following channels:

- **ZUMIMALL App:** Access the "Help" or "Support" section within the app for FAQs and direct contact options.
- **Official Website:** Visit www.zumimall.com for support resources, product registration, and contact information.
- **Email Support:** Refer to your instruction manual or the ZUMIMALL website for the dedicated customer support email address.

Please have your product model number (BF-BK07) and purchase details ready when contacting support to ensure a swift resolution.

Related Documents - BF-BK07

 <p>ZUMIMALL Installation Manual</p> <p>1. Find a good location for your camera. 2. Mount the camera on the wall. 3. Mount your camera. 4. Connect the camera to the power source.</p>	<p>ZUMIMALL Security Camera Installation Manual</p> <p>Comprehensive installation guide for ZUMIMALL wireless security cameras, covering camera placement, mounting, and motion detection optimization.</p>
 <p>ZUMIMALL BF-BK05 PTZ Security Camera QUICK START GUIDE</p>	<p>ZUMIMALL BF-BK05 PTZ Security Camera Quick Start Guide</p> <p>This quick start guide provides essential information for setting up and using the ZUMIMALL BF-BK05 PTZ Security Camera. It covers product contents, diagram explanation, app installation, account registration, connection steps, and warranty details.</p>
 <p>ZUMIMALL BF-BK07 Pet Security Camera クイックスタートガイド</p>	<p>ZUMIMALL BF-BK07 Pet Camera: Quick Start Guide & Setup</p> <p>Comprehensive guide to setting up and using the ZUMIMALL BF-BK07 Pet Security Camera. Learn about installation, Wi-Fi connection, app features like laser play and pet calling, motion detection, storage options, and troubleshooting.</p>
 <p>ZUMIMALL BF-BK07 Pet Laser Security Camera QUICK START GUIDE</p>	<p>ZUMIMALL BF-BK07 Pet Laser Security Camera Quick Start Guide</p> <p>A comprehensive quick start guide for the ZUMIMALL BF-BK07 Pet Laser Security Camera, detailing setup, app integration, features like laser play and pet calling, storage options, and troubleshooting FAQs.</p>
 <p>ZUMIMALL BF-BK07 Pet Security Camera クイックスタートガイド</p>	<p>ZUMIMALL BF-BK07 Pet Camera Quick Start Guide & Manual</p> <p>This document provides a comprehensive guide for the ZUMIMALL BF-BK07 pet monitoring camera. It covers setup, installation, features like laser play and pet calling, storage options (SD card and cloud), multi-user sharing, and troubleshooting common issues. Learn how to connect your smart home security device and enhance your pet's environment.</p>
 <p>ZUMIMALL BF-BK07 Laser Pet Camera クイックスタートガイド</p>	<p>ZUMIMALL BF-BK07 Laser Pet Camera: Quick Start Guide</p> <p>Comprehensive guide to setting up and using the ZUMIMALL BF-BK07 Laser Pet Camera, covering installation, app connection, features, and troubleshooting.</p>



[ZUMIMALL BF-BK07 Pet Camera: Quick Start Guide & Setup](#)

Comprehensive guide to setting up and using the ZUMIMALL BF-BK07 Pet Security Camera. Learn about installation, Wi-Fi connection, app features like laser play and pet calling, motion detection, storage options, and troubleshooting.


lang:i-klngon **score:37** filesize: 2.95 M page_count: 34 document date: 2025-03-21



[ZUMIMALL BF-BK07 Pet Laser Security Camera Quick Start Guide](#)

A comprehensive quick start guide for the ZUMIMALL BF-BK07 Pet Laser Security Camera, detailing setup, app integration, features like laser play and pet calling, storage options, and troubleshooting FAQs.

lang:en **score:35** filesize: 2.8 M page_count: 34 document date: 2025-03-21



[ZUMIMALL BF-BK07 Guida Rapida: Telecamera Laser per Animali Domestici](#)

Scopri come configurare e utilizzare la tua telecamera laser ZUMIMALL BF-BK07 per animali domestici. Questa guida rapida copre installazione, connessione Wi-Fi, funzionalità di intrattenimento e risoluzione dei problemi.

lang:it **score:33** filesize: 2.7 M page_count: 34 document date: 2025-03-21



[ZUMIMALL BF-BK07 Laser Pet Camera: Quick Start Guide](#)

Comprehensive guide to setting up and using the ZUMIMALL BF-BK07 Laser Pet Camera, covering installation, app connection, features, and troubleshooting.

lang:fr **score:33** filesize: 2.71 M page_count: 34 document date: 2025-03-21



[ZUMIMALL BF-BK07 Pet Camera Quick Start Guide & Manual](#)

This document provides a comprehensive guide for the ZUMIMALL BF-BK07 pet monitoring camera. It covers setup, installation, features like laser play and pet calling, storage options (SD card and cloud), multi-user sharing, and troubleshooting common issues. Learn how to connect your smart home security device and enhance your pet's environment.

lang:de **score:33** filesize: 2.78 M page_count: 34 document date: 2025-03-21



[ZUMIMALL BF-BK07 Cámara láser para mascotas - Guía de Inicio Rápido](#)

Guía de inicio rápido para la Cámara láser para mascotas ZUMIMALL BF-BK07, cubriendo la configuración, características y solución de problemas.

lang:es **score:33** filesize: 2.7 M page_count: 34 document date: 2025-03-21