

AULA F3061

AULA F3061 Anti-ghosting Gaming Keyboard and Mouse Combo User Manual

INTRODUCTION

This manual provides detailed instructions for the setup, operation, and maintenance of your AULA F3061 Anti-ghosting Gaming Keyboard and Mouse Combo. Please read this manual thoroughly before using the product to ensure optimal performance and longevity.

PACKAGE CONTENTS

- AULA F3061 Wired Gaming Keyboard
- AULA Wired Gaming Mouse
- User Manual

SETUP INSTRUCTIONS

Follow these steps to connect your AULA F3061 Gaming Keyboard and Mouse Combo to your computer:

1. **Connect the Keyboard:** Locate an available USB port on your computer. Insert the USB connector of the AULA F3061 keyboard into the USB port.
2. **Connect the Mouse:** Locate another available USB port on your computer. Insert the USB connector of the AULA gaming mouse into the USB port.
3. **Driver Installation:** The keyboard and mouse are plug-and-play devices. Your operating system (Windows, macOS) will automatically detect and install the necessary drivers. This process may take a few moments.
4. **Verification:** Once drivers are installed, the keyboard and mouse will be ready for use. Test functionality by typing and moving the mouse.



Image: The AULA F3061 wired gaming keyboard and mouse combo, ready for connection to a computer.

OPERATING INSTRUCTIONS

Keyboard Functions

- **Multimedia & Backlight Control:** This wired membrane keyboard features dedicated shortcut keys for media control. You can switch between 3 different lighting effects or adjust the backlight brightness and speed using specific key combinations. Refer to the keyboard's keycap legends for exact functions.
- **Anti-ghosting:** The keyboard supports 26-key rollover anti-ghosting technology, allowing multiple keys to be pressed simultaneously without conflicts, which is beneficial for gaming.
- **Win Lock Function:** A dedicated Win lock function is included to prevent accidental presses of the Windows key during gaming or typing, minimizing interruptions.

**Breathable colour backlight
with adjustable brightness**



Image: Close-up of the AULA F3061 keyboard showcasing its breathable color backlight with adjustable brightness.

Bass-suspended keycaps snap back quickly



Image: Detail of the AULA F3061 keyboard's bass-suspended keycaps, designed for quick snap-back response.

Mouse Functions

- **DPI:** The gaming mouse features a 1200 DPI sensor, providing precise tracking for various applications, including gaming and general computer use.
- **Ergonomic Design:** The mouse is designed with an overall streamlined appearance to fit the curvature of the hand, aiming for comfortable use during extended periods.
- **Anti-slip Material:** Constructed with 3D anti-slip rubber material, the mouse offers enhanced grip and wear resistance.

**Overall streamlined appearance
to fit the curvature of the hand.**



Image: The AULA gaming mouse, highlighting its streamlined appearance designed for hand comfort.



Image: A close-up of the AULA gaming mouse, showing its 3D anti-slip rubber material for improved grip and durability.

MAINTENANCE

To ensure the longevity and proper functioning of your AULA F3061 combo, follow these maintenance guidelines:

- **Cleaning:** Use a soft, dry cloth to wipe down the keyboard and mouse surfaces. For stubborn dirt, slightly dampen the cloth with water or a mild cleaning solution. Avoid harsh chemicals or abrasive materials.
- **Dust Removal:** Use compressed air to remove dust and debris from between the keyboard keys and mouse crevices.
- **Avoid Liquids:** Do not spill liquids on the keyboard or mouse. If accidental spillage occurs, immediately disconnect the device and allow it to dry completely before reconnecting.
- **Storage:** Store the devices in a cool, dry place away from direct sunlight and extreme temperatures when not in use for extended periods.

TROUBLESHOOTING

If you encounter issues with your AULA F3061 Gaming Keyboard and Mouse Combo, refer to the following common solutions:

- **Device Not Responding:**
 - Ensure USB cables are securely plugged into the computer's USB ports.
 - Try connecting the devices to different USB ports.
 - Restart your computer.
- **Backlight Not Working/Incorrect:**
 - Check if the backlight function is enabled using the designated shortcut keys (refer to keycap legends).
 - Adjust brightness and speed settings using the appropriate key combinations.
- **Mouse Cursor Jumps or is Erratic:**
 - Clean the mouse sensor area with a soft cloth.
 - Ensure you are using the mouse on a suitable surface (e.g., a mouse pad).
- **Keys Not Registering:**
 - Ensure the keyboard is properly connected.
 - Clean any debris from around the affected keys using compressed air.

PRODUCT SPECIFICATIONS

Feature	Specification
Model Number	F3061 Combo
Product Dimensions	44.5 x 13.3 x 3.6 cm
Item Weight	687 g
Connectivity	Wired USB
Keyboard Type	Membrane, Anti-ghosting (26-key rollover)
Keyboard Backlight	Rainbow LED, Adjustable Brightness/Speed
Mouse DPI	1200 DPI
Compatibility	Windows XP / Vista / Win7 / Win8 / Win10 / MacOS, PC, Laptop, Google TV, Smart TV, PS4 / Xbox One
Country of Origin	China

WARRANTY AND SUPPORT

This AULA product is covered by a standard manufacturer's warranty against defects in materials and workmanship. The specific terms and duration of the warranty may vary by region. Please retain your proof of purchase for warranty claims.

For technical support, warranty inquiries, or further assistance, please refer to the contact information provided with





your product packaging or visit the official AULA website.

Related Documents - F3061

SC100 Wireless Rechargeable Mouse User Manual

User manual for the SC100 Wireless Rechargeable Mouse with USB Receiver, detailing its features, working modes, power consumption, usage guide, troubleshooting, and cleaning instructions.

[illegible]

	<p>AULA SC580 Gaming Mouse User Manual and Specifications</p> <p>Detailed user manual and specifications for the AULA SC580 Gaming Mouse, covering features, connectivity (BT, 2.4G, Wired), charging, and sleep mode. Includes multilingual support.</p>
	<p>SM900 Gaming Mouse User Manual</p> <p>User manual for the SM900 gaming mouse, detailing its features, button layouts in office and game modes, specifications, and lighting effects. Includes instructions for switching between office and game modes and a link for software download.</p>
	<p>AULA FZ068 PRO Mechanical Keyboard User Manual</p> <p>Comprehensive user manual for the AULA FZ068 PRO mechanical keyboard, detailing its features, specifications, shortcut keys, and lighting modes. Includes setup instructions and custom mode recording.</p>
	<p>AULA SC580 Wireless Mouse User Manual and Specifications</p> <p>Comprehensive instructions for the AULA SC580 wireless mouse, covering key layout, connectivity options (2.4G, Bluetooth), charging, system requirements, product specifications, and warranty information. Includes FCC compliance details.</p>

FCC ID: 2BCBC-F98X

Product	: Keyboard
Model Name	: F92X, F-8058, L87, F58pro, K87, K87pro, L8-K8X, F68, WH60HE, WH60HE, WH60HEMAX, F75max, L75, F58max, F65, Fire75, L59, Fire85, S58, S58pro, S87pro, K81, K21, F21, F2089, F288pro, F2058, F3261, AC216, AC306, H68, F3661, F2138, F2023, F99pro, T102
Brand	: AULA
Report No.	: NCT24045078XX

Guang Zhou Ya Shi Da Mao Yi You Xian Gong Si
Room 408, No. 906 Congyun Road, Yongping Street,
Baiyun District, Guangzhou, China

Prepared by

Shenzhen HCT Testing Technology Co., Ltd
A101&2F B2, Fudao 4th Area, Xinlian Community, Fuhai Street, Baoan District,
Shenzhen, People's Republic of China
TEL: 400-8886-019

FCC Test Report for AULA Keyboards (F98X Series)

Comprehensive FCC test report (NCT24045070XE) for AULA F98X series keyboards, including models like F-NB98, L87, F98pro, K87, and more, conducted by Shenzhen

NCT Testing Technology Co., Ltd. This report details compliance with FCC CFR47

Part 15.247 and ANSI C63.10:2013 standards for wireless keyboard devices.

lang:en score:10 filesize: 1.78 M page_count: 43 document date: 2024-11-26