

LG 50QNED82AUA

LG 50-Inch Class QNED AI 4K Smart TV User Manual

Model: 50QNED82AUA

INTRODUCTION

This manual provides essential information for the setup, operation, and maintenance of your LG 50-Inch Class QNED AI 4K Smart TV (Model: 50QNED82AUA). Please read this manual thoroughly before using your television to ensure proper and safe operation. Keep this manual for future reference.

The LG QNED AI 4K TV features Dynamic QNED Color with 100% Color Volume, enhanced by the $\alpha 7$ AI Processor Gen8 for optimized picture and sound. It operates on LG webOS 24, offering a personalized streaming experience with customizable Quick Cards and the Magic Remote. Enjoy virtual 5.1 surround sound, FILMMAKER MODE, and gaming features like FreeSync, VRR, and GeForce NOW.

WHAT'S IN THE BOX

Verify that all components are present before beginning setup.

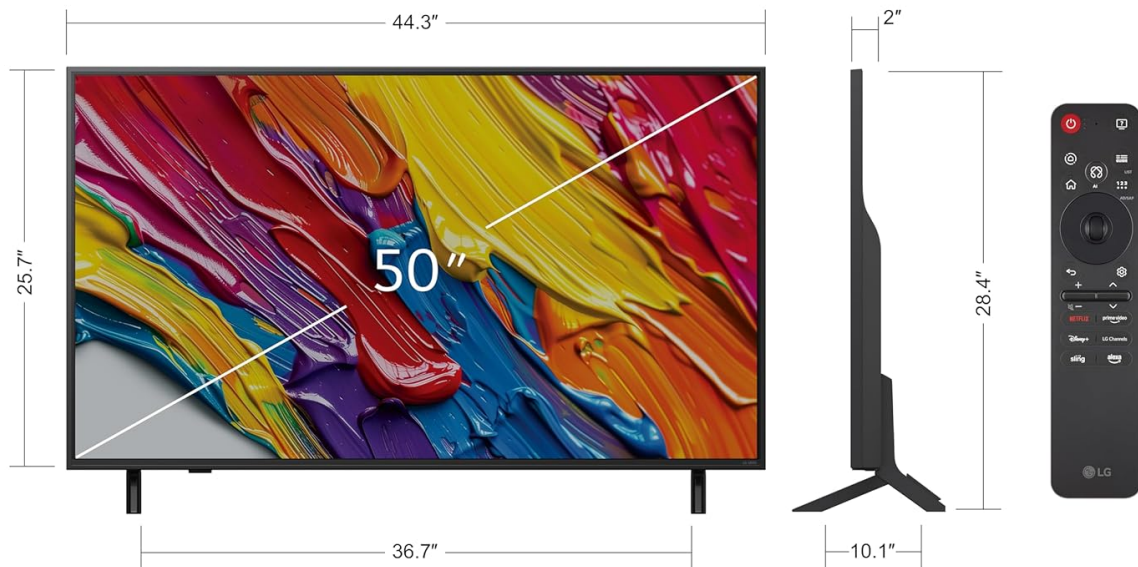
- LG 50-Inch Class QNED AI 4K Smart TV (50QNED82AUA)
- Magic Remote Control (with 2 AAA batteries)
- Power Cable
- TV Stand Components
- User Manual (this document)
- Quick Start Guide

LG QNED AI

50QNED82AUA

50" Class

(50" Diag)



Dimensions (Inches W x H x D)

44.3 x 25.7 x 2 (without stand)

44.3 x 28.4 x 10.1 (with stand)

36.7 (stand footprint)

What's in the box

- Magic Remote
- Remote Control Batteries
- Power Cable
- Stand
- Quick Start Guide

Image Description: A diagram illustrating the dimensions of the LG 50-inch QNED TV, including width, height, and depth with and without the stand. It also lists the contents of the box: Magic Remote, remote control batteries, stand, power cable, and quick start guide.

SETUP

1. Stand Installation

1. Carefully place the TV screen-down on a soft, flat surface to prevent damage.
2. Attach the stand components to the designated slots on the bottom of the TV. Ensure they are securely fastened with the provided screws.
3. Lift the TV upright and place it on a stable, level surface.

2. Connecting External Devices

Connect your external devices (e.g., cable box, Blu-ray player, gaming console) to the appropriate ports on the back of the TV.

- **HDMI Ports:** For high-definition video and audio. This TV includes HDMI 2.1 ports for enhanced gaming features.
- **USB Ports:** For connecting USB storage devices.

- **Ethernet Port:** For a wired internet connection.
- **Optical Digital Audio Out:** For connecting to a soundbar or audio receiver.





Image Description: A detailed view of the connectivity panel on the rear of the LG QNED TV, showing various input and output ports such as HDMI, USB, Ethernet, and optical digital audio out, along with their labels.

3. Power Connection

1. Connect the power cable to the TV's power input.
2. Plug the other end of the power cable into a wall outlet.

4. Initial Power-On and Setup Wizard

1. Press the Power button on the remote control or the TV.
2. Follow the on-screen instructions to complete the initial setup, including language selection, network connection (Wi-Fi or Ethernet), and channel scanning.

OPERATING INSTRUCTIONS

1. Using the Magic Remote

The LG Magic Remote provides intuitive control over your TV with point-and-click functionality, scrolling, and voice commands.

- **Point & Click:** Point the remote at the screen to move the cursor and click to select items.
- **Scrolling:** Use the scroll wheel to navigate through menus and web pages.
- **Voice Command:** Press the microphone button and speak your commands for search, app launch, or settings adjustments.
- **AI Button:** Access AI features and personalized recommendations.

4K Super Upscaling

Transform your regular content into 4K
for sharper definition
with detail, even on our biggest screens



*Image quality of upscaled content will vary based on source resolution

Image Description: A graphic showcasing the LG AI Magic Remote, highlighting its key functions: Point & Click, Scrolling, and the dedicated AI Button for smart features and voice control.

2. Navigating webOS

Your TV runs on LG's webOS platform, designed for easy access to content and settings.


- **Home Screen:** Press the Home button on the remote to access the customizable home screen with Quick Cards for apps and features.
- **LG Channels:** Access over 350 free channels and on-demand content.
- **App Store:** Download additional streaming services and applications.



Image Description: A visual representation of the LG webOS smart TV platform, showing icons for popular streaming services like Netflix, Disney+, and Prime Video, alongside the LG Channels logo, emphasizing the variety of content available.

3. AI Features

- **AI Search and Concierge:** Use voice commands to find content, get recommendations, and receive tips based on your viewing habits.
- **AI Voice ID with My Profile:** The TV can recognize your voice and offer tailored content recommendations based on your profile.
- **Personalized Picture and Sound Wizard:** Utilize AI technology to analyze your preferences and create custom picture and audio settings.






Image Description: A screenshot of the LG TV interface demonstrating the AI Voice ID feature, where the TV recognizes a user's voice and prompts to switch to their personalized profile, showing various content categories like Home Office, Game, Music, and Sports.

4. Picture and Sound Settings

- **Dynamic QNED Color:** Experience vivid and lifelike colors with 100% Color Volume.
- **α7 AI Processor Gen8:** This processor enhances brightness, improves sound, refines picture detail with 4K upscaling, and applies Dynamic Tone Mapping.
- **HDR10 Pro:** Delivers a dramatic visual experience by enhancing color and contrast.
- **FILMMAKER MODE:** Automatically preserves the director's original colors, settings, and frame rates for an authentic cinematic experience.
- **4K Super Upscaling:** Transforms lower-resolution content into near-4K quality for sharper detail.

All New Dynamic QNED Color

LG's latest and unique wide color gamut technology replacing Quantum Dot provides enhanced color reproduction rate.



100% Color Volume Certified




*Display Color Gamut Volume (CGV) is equivalent or exceeds the CGV of the DCI-P3 color space as verified independently by Intertek.

Image Description: A vibrant image showcasing LG's Dynamic QNED Color technology, featuring colorful liquid splashes, indicating enhanced color reproduction and 100% Color Volume certification by Intertek.

Alpha 7 AI Processor Gen8

**Enhanced brightness, improved sound,
refined picture detail
with 4K upscaling* and Dynamic Tone Mapping Pro.**



*Image quality of upscaled content will vary based on source solution.

Image Description: A close-up image of the LG Alpha 7 AI Processor Gen8 chip, set against a background of intricate circuit board lines, emphasizing its role in enhancing brightness, sound, and picture detail with 4K upscaling.

HDR10 Pro

HDR10 Pro delivers a dramatic visual experience by

enhancing each color on your screen for a “wow” effect.

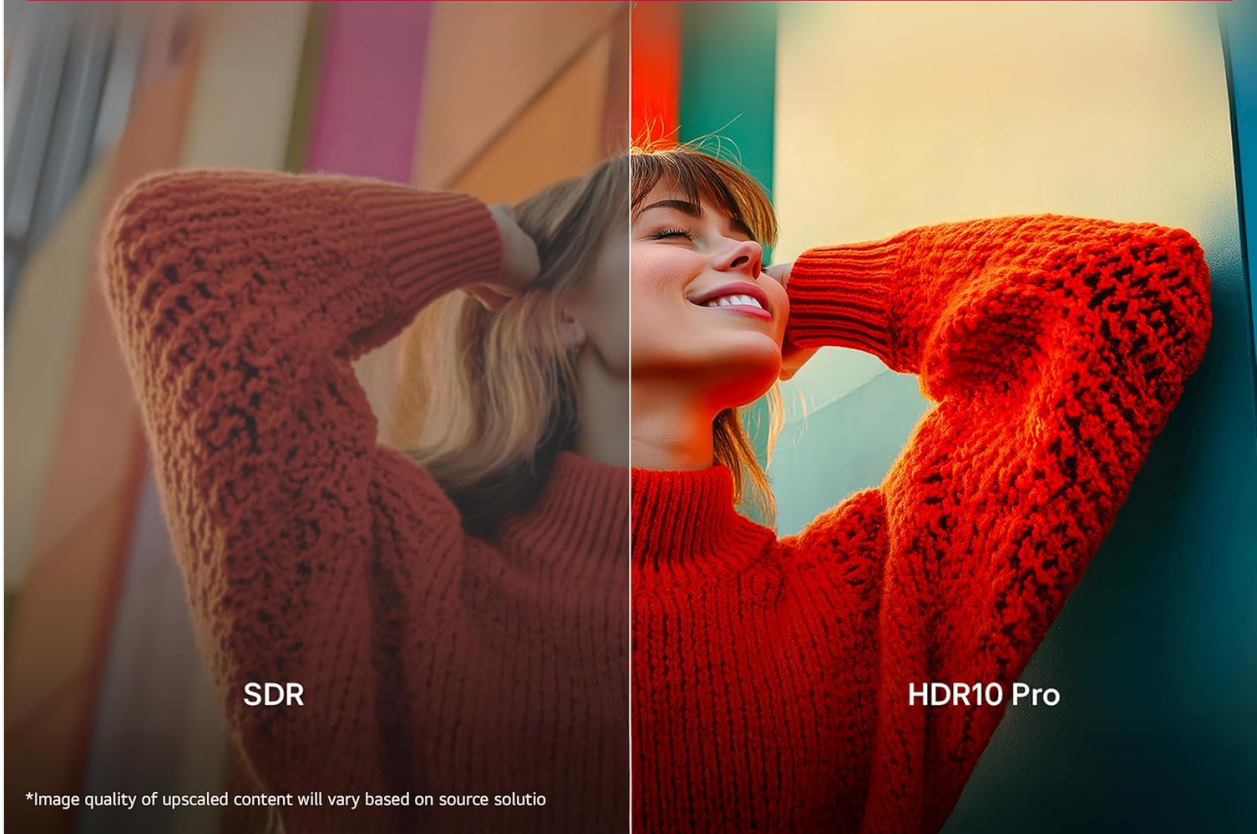


Image Description: A split image comparing Standard Dynamic Range (SDR) on the left with HDR10 Pro on the right, demonstrating the enhanced color and detail provided by HDR10 Pro in a scene with a person looking up at the sky.

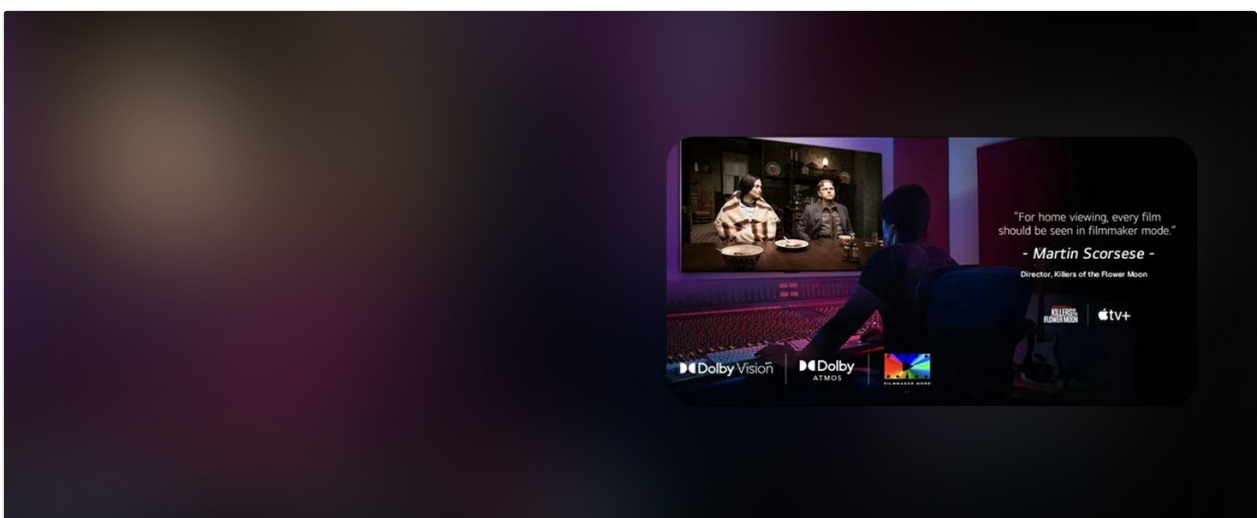


Image Description: A graphic illustrating 'Filmmaker Mode', showing a person in a film editing studio with a TV displaying a movie scene, accompanied by a quote from Martin Scorsese endorsing the mode for home viewing.

webOS



TECHNOLOGY
& ENGINEERING
EMMYS®

The heart of home entertainment

LG'S EMMY® AWARD-WINNING webOS SMART TV PLATFORM

Enjoy intelligent entertainment with webOS, LG's built-in smart TV platform, backed by over 10 years of cutting-edge innovation.



Watch 300+ FREE live channels

and stream thousands of on demand movies and series.



Endless content at your fingertips

Binge all you want with full libraries of content from your favorite apps.



Play 500+ FREE single + multiplayer games

and access popular game titles through cloud gaming apps.



Software that stays good as new

Our webOS Re:New program automatically equips you with new software updates and version upgrades for 5 years.*



EMMY, EMMYS, and the Emmy Statuette are registered trademarks and/or copyrights of ATAS and NATAS.
*Supported menus and apps may vary by country and be different upon release.
Separate subscriptions required. Terms Apply.



Image Description: A visual representation of 4K Super Upscaling, showing a lower-resolution image of a bird and foliage being transformed into a sharper, more detailed 4K image on the TV screen.

5. Gaming Features

The LG QNED AI 4K TV is equipped with features for an optimized gaming experience:

- **FreeSync & VRR (Variable Refresh Rate):** Reduces screen tearing and stuttering for smoother gameplay.
- **GeForce NOW & Xbox Cloud Gaming:** Access cloud gaming services directly on your TV (subscription and compatible controller may be required).
- **LG Game Optimizer & Game Dashboard:** Centralized settings for game-specific adjustments.
- **HDMI 2.1 Ports:** Supports advanced gaming features like 4K@120Hz.



ALLM
Auto Low Latency Mode

eARC
Enhanced Audio Return Channel

Image Description: A dynamic image of a person playing a racing video game on the LG TV, with a 'VRR' (Variable Refresh Rate) indicator on screen. Below the TV, logos for NVIDIA GeForce NOW, ALLM (Auto Low Latency Mode), and eARC (Enhanced Audio Return Channel) are displayed, highlighting the TV's gaming capabilities.

MAINTENANCE

1. Cleaning the TV

- **Screen:** Gently wipe the screen with a soft, dry microfiber cloth. For stubborn smudges, lightly dampen the cloth with water or a specialized screen cleaner. Do not spray liquid directly onto the screen.
- **Frame:** Wipe the TV frame and stand with a soft, dry cloth.
- **Remote Control:** Clean the remote with a soft, dry cloth. Avoid using harsh chemicals.

2. General Care

- Avoid placing the TV in direct sunlight or near heat sources.
- Ensure adequate ventilation around the TV.
- Unplug the TV during lightning storms or when it will be unused for extended periods.

TROUBLESHOOTING

If you encounter issues with your TV, refer to the following common problems and solutions:

| Problem | Possible Cause / Solution |
|---------|---------------------------|
|---------|---------------------------|

| Problem | Possible Cause / Solution |
|--|--|
| No power | Ensure the power cable is securely plugged into the TV and a working electrical outlet. Test the outlet with another device. |
| No picture, but sound is present | Check the input source. Ensure external devices are powered on and connected correctly. Try a different HDMI cable. |
| No sound, but picture is present | Check the volume level and mute settings. Verify audio output settings (e.g., internal speakers, external soundbar). Ensure audio cables are connected correctly. |
| Remote control not working | Replace the batteries in the Magic Remote. Ensure there are no obstructions between the remote and the TV. Re-pair the remote if necessary (refer to the Quick Start Guide). |
| Poor picture quality | Check the signal strength for broadcast channels. For external devices, ensure they are outputting the highest possible resolution. Adjust picture settings (e.g., brightness, contrast, sharpness). |
| Smart TV features not working / Internet connection issues | Check your network connection (Wi-Fi or Ethernet). Restart your router and modem. Ensure the TV's software is up to date. |

SPECIFICATIONS

Detailed technical specifications for the LG 50QNED82AUA TV:

| Feature | Detail |
|-------------------------|---|
| Brand | LG |
| Model Number | 50QNED82AUA |
| Screen Size | 50 Inches |
| Display Technology | LED (QNED) |
| Resolution | 4K (3840 x 2160) |
| Refresh Rate | 60 Hz |
| Processor | α7 AI Processor Gen8 |
| Operating System | webOS 24 |
| Connectivity Technology | Bluetooth, Ethernet, HDMI, USB, Wi-Fi |
| HDMI Ports | 4 (HDMI 2.0, supports HDMI 2.1 features like VRR/ALLM) |
| Special Features | Built-In Speaker, Game Mode, Google Cast built-in, Multiple Voice Assistance (Alexa Built-in) |

| Feature | Detail |
|---------------------------------|--|
| Item Weight | 27.8 Pounds |
| Product Dimensions (with stand) | 44.3"W x 28.4"H x 10.1"D |
| On-mode power consumption | 92 watts |
| Energy consumption (annual) | 171 Kilowatt Hours Per Year (based on 4 hours/day) |

WARRANTY AND SUPPORT

Warranty Information

Your LG TV comes with a standard manufacturer's warranty. Please refer to the warranty card included with your product for specific terms, conditions, and duration. Keep your proof of purchase for warranty claims.

Customer Support

For technical assistance, troubleshooting beyond this manual, or service inquiries, please contact LG Customer Support. You can find contact information on the official LG website or in the Quick Start Guide provided with your TV.

Online resources, including FAQs and software updates, are also available on the LG support website.