

Showven HC8200-L

Showven Sparkular HC8200-L Large Titanium Granules Instruction Manual

1. PRODUCT OVERVIEW

The Showven Sparkular HC8200-L Large Titanium Granules are a consumable material designed for use with compatible Showven Sparkular machines, including models BT01, BT04, BT14, BT51, and BT61. These granules produce a non-pyrotechnic, cold spark effect, creating a fountain of sparks for various events and performances. Each package contains four 200g bags of composite titanium powder and four corresponding unlock cards, essential for machine operation.

2. SAFETY INFORMATION

Adherence to the following safety guidelines is crucial for preventing accidents and ensuring safe operation:

- **Storage and Handling:** Keep granules away from heat, hot surfaces, sparks, open flames, and other ignition sources during both storage and usage. Store in a cool, dry place.
- **Fire Extinguishment:** In the event of material ignition, use sand to extinguish the burning granules. Do not use water.
- **RFID Card Requirement:** This material (HC8200) will only be recognized and accepted for use by compatible Sparkular machines when accompanied by a valid RFID card. Scan the RFID card to verify the material contained within the bag is correct for the specific Sparkular machine.
- **Power Disconnection:** Always ensure the power supply to the Sparkular machine is OFF before refilling the machine with new material via the feed port.
- **Ventilation:** Ensure adequate ventilation in the operating area.
- **Eye and Skin Protection:** While handling, it is advisable to wear appropriate eye and skin protection to prevent irritation from dust.



Image 1: Rear view of Showven Sparkular HC8200-L granule packs, showing safety warnings and RFID cards. This image illustrates the packaging and the critical safety information printed on each granule bag, emphasizing the need for an RFID card for machine recognition and safe handling practices.

3. SETUP AND INSTALLATION

1. **Prepare the Sparkular Machine:** Ensure your Showven Sparkular machine (BT01, BT04, BT14, BT51, or BT61) is powered off and disconnected from the main power supply.
2. **Access the Granule Compartment:** Locate and open the granule feed port or compartment on your Sparkular machine. Refer to your specific Sparkular machine's manual for exact instructions.
3. **Insert RFID Card:** Each pack of HC8200-L granules comes with a corresponding RFID unlock card. Insert one RFID card into the designated slot on your Sparkular machine. The machine will read the card to verify the material type and enable operation.
4. **Load Granules:** Carefully pour the contents of one 200g bag of Showven Sparkular HC8200-L granules into the machine's granule compartment. Avoid overfilling.
5. **Close Compartment:** Securely close the granule feed port or compartment.
6. **Remove RFID Card:** Once the granules are loaded and the compartment is closed, the RFID card can typically be removed. The machine retains the information from the card.



Image 2: Front view of Showven Sparkular HC8200-L granule packs and RFID cards. This image displays the complete package, including the four granule bags and their associated unlock cards, which are essential for the setup process.

4. OPERATING INSTRUCTIONS

After successfully loading the granules and inserting the RFID card, you can operate your Sparkular machine according to its specific user manual. The HC8200-L granules are designed to produce a spark fountain effect with a height of 3-5 meters and provide approximately 10-15 minutes of continuous effect per 200g fill, depending on the machine settings and effect intensity.

- **Power On:** Reconnect the Sparkular machine to power and turn it on.
- **Machine Recognition:** The machine will recognize the loaded HC8200-L granules via the RFID card data.
- **Effect Activation:** Activate the spark effect using the machine's control interface or a compatible DMX controller.
- **Monitoring:** Monitor the granule level and effect duration. Refill as needed, always following the safety and setup instructions.

5. MAINTENANCE AND STORAGE

Proper maintenance and storage ensure the longevity and safety of the granules:

- **Storage:** Store unused granule packs in their original sealed packaging in a cool, dry, and well-ventilated area, away from direct sunlight, moisture, and any potential ignition sources.
- **Disposal:** Dispose of empty granule bags and used RFID cards according to local regulations for general waste. Any unburnt or residual granules should be handled with care and disposed of safely, preferably by mixing with sand before disposal.
- **Machine Cleaning:** Regularly clean the Sparkular machine's granule compartment and feed mechanism as per the machine's instruction manual to prevent buildup and ensure optimal performance.

6. TROUBLESHOOTING

If you encounter issues during the use of Sparkular HC8200-L granules, consider the following:

- **Granules Not Recognized:**

- Ensure the correct RFID card for HC8200-L granules is inserted into the Sparkular machine.
- Verify the RFID card is fully inserted and making proper contact.
- Check if the Sparkular machine is compatible with HC8200-L granules (BT01, BT04, BT14, BT51, BT61).

- **No Spark Effect:**

- Confirm the machine is powered on and receiving power.
- Check if the granule compartment is properly filled and closed.
- Ensure the Sparkular machine's internal settings or DMX control are correctly configured for effect activation.
- Refer to your Sparkular machine's specific manual for further troubleshooting steps related to the machine itself.

- **Reduced Effect Height/Duration:**

- Verify the granule level in the machine.
- Check the machine's settings for effect intensity.
- Ensure the machine's internal components (e.g., heating element, fan) are clean and functioning correctly.





7. SPECIFICATIONS

Feature	Detail
Product Model	HC8200-L
Material	Composite Titanium Powder
Quantity per Pack	4 x 200g (total 800g)
Effect Height	3-5 meters
Usage Time per 200g Fill	10-15 minutes
Compatibility	Showven Sparkular models BT01, BT04, BT14, BT51, BT61
Included Items	4 x 200g Granule Packs, 4 x Unlock RFID Cards
Product Dimensions (L x W x H)	20 x 15 x 3.5 cm (packaging)
Item Weight	800 g (total)

8. WARRANTY AND SUPPORT

Specific warranty information for the Showven Sparkular HC8200-L Large Titanium Granules is not provided in the product details. As a consumable item, these granules are typically not covered by a long-term warranty. For any product-related inquiries or technical support, please contact your product retailer or the manufacturer, Showven, directly. Ensure you have your purchase details available when seeking

Related Documents - HC8200-L

<div><div>USER MANUAL SPARKULAR® V1.2 2023/10/11</div><div></div><div>Showven Technologies Co., Ltd.</div></div>	<div><div>Showven SPARKULAR User Manual</div><div>Comprehensive user manual for the Showven SPARKULAR, detailing safety instructions, technical specifications, operation, maintenance, and warranty information for this professional spark fountain machine.</div></div>
<div><div>USER MANUAL SPARKULAR® miniFALL V1.1 2023/06/16</div><div></div><div>Showven Technologies Co., Ltd.</div></div>	<div><div>SHOWVEN SPARKULAR miniFALL User Manual</div><div>User manual for the SHOWVEN SPARKULAR miniFALL, detailing its features, operation, safety instructions, technical specifications, and maintenance.</div></div>
<div><div>USER MANUAL SPARKULAR® Cyclone V1.1 2023/08/02</div><div></div><div>Showven Technologies Co., Ltd.</div></div>	<div><div>SHOWVEN SPARKULAR Cyclone User Manual BT61/BT62 Operation Guide</div><div>Comprehensive user manual for the SHOWVEN SPARKULAR Cyclone (BT61/BT62), detailing safety instructions, technical specifications, operation, maintenance, and warranty information for professional stage effects.</div></div>
<div><div>SPARKULAR JET USER MANUAL V1.0</div><div></div><div>Showven Technologies Co., Ltd.</div></div>	<div><div>SHOWVEN SPARKULAR JET User Manual - Professional Stage Lighting Effect</div><div>Comprehensive user manual for the SHOWVEN SPARKULAR JET, a professional stage lighting effect machine. Learn about its features, technical specifications, operation, safety guidelines, DMX control, and warranty information.</div></div>
<div><div>USER MANUAL SPARKULAR® V1.1 2023/09/10</div><div></div><div>Showven Technologies Co., Ltd.</div></div>	<div><div>SHOWVEN SPARKULAR User Manual</div><div>Comprehensive user manual for the SHOWVEN SPARKULAR, detailing safety instructions, technical specifications, operation, installation, maintenance, and warranty information for this innovative spark fountain machine.</div></div>



[Showven Sparkular Fall User Manual](#)

User manual for the Showven Sparkular Fall special effects equipment, covering safety instructions, product description, technical specifications, operation guide, DMX mode, wireless control, maintenance, and warranty information.