

Wireless Earbuds User Manual

MODEL: A97 Pro | BRAND: XINWLD

Introduction

Thank you for choosing the xinwld A97 Pro Wireless Earbuds. These earbuds are designed to provide a superior audio experience with advanced Bluetooth 5.4 technology, Hi-Fi stereo sound, and effective ENC noise cancellation. With a long-lasting battery and a comfortable, waterproof design, they are perfect for daily use, exercise, and travel. This manual will guide you through the setup, operation, and maintenance of your new earbuds.

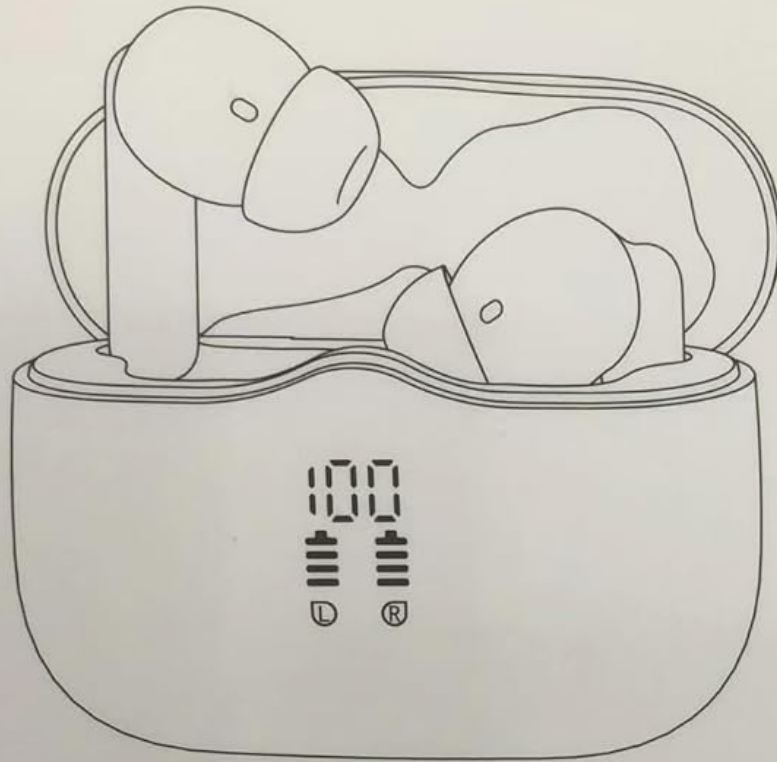


The xinwld A97 Pro Wireless Earbuds in their rose gold charging case, displaying 100% charge.

What's in the Box?

- 2x Wireless Earbuds (Left and Right)
- 1x Lightweight Charging Case
- 1x USB-C Charging Cable
- 3x Eartips (S/M/L sizes)
- 1x User Manual

xinwld



A97 Pro True Wireless Earbuds

5.3 | Hi-Fi | Sports | Running


Image showing the xinwld A97 Pro earbuds, charging case, USB-C cable, and various eartip sizes included in the package.

1. Initial Charging

Before first use, fully charge the earbuds and the charging case. Connect the provided USB-C cable to the charging port on the case and plug the other end into a USB power source. The LED display on the case will show the charging progress. A full charge for the case takes approximately 1.5 hours.

40 Hours Playtime

8 hours playtime of single charge
Super fast charging



The charging case connected via USB-C cable, with an overlay indicating 1.5 hours charging time for the case and 6-8 hours playtime for earbuds.

2. Pairing with Your Device

1. Ensure your device's Bluetooth is turned on.
2. Open the charging case. The earbuds will automatically enter pairing mode.
3. On your device, search for Bluetooth devices and select "A97 Pro" from the list.
4. Once connected, you will hear a confirmation prompt, and the earbuds will be ready for use.


Thanks to Bluetooth 5.4 technology, pairing is seamless, offering a stable connection and lower latency.



One Step Pairing

Open charging case,
Bluetooth connected.
Seamlessly switch between
Single and dual earphones.

A hand taking out an earbud from the charging case, illustrating the one-step pairing process.



New Bluetooth V5.4

Advanced Bluetooth 5.3 technology supports clearer sound quality and calls.



Faster speed



More stable connection




Lower latency

Visual representation of the Bluetooth 5.4 chip, highlighting faster speed, more stable connection, and lower latency.

3. Wearing the Earbuds

Choose the earbuds that provide the most comfortable and secure fit for your ears. Insert the earbuds gently into your ear canal and twist slightly to ensure a snug fit. A proper fit is crucial for optimal sound quality and noise cancellation.

3.8g single earbud



Ultra light + Comfortable

Ultra lightweight design for a comfortable fit
No pain for long time wear

A woman wearing the earbuds, emphasizing their ultra-light and comfortable design for long-term wear.

Operating Instructions

Touch Controls

The A97 Pro earbuds feature intuitive touch controls on each earbud. Refer to the table below for common functions:

Function	Left Earbud	Right Earbud
Play/Pause	Tap once	Tap once
Next Song	Tap twice	Tap twice
Previous Song	Press and hold for 2s	Press and hold for 2s
Answer/End Call	Tap once	Tap once
Reject Call	Press and hold for 2s	Press and hold for 2s
Activate Voice Assistant (Siri, Google Assistant)	Quickly tap three times	Quickly tap three times



Detailed diagram illustrating the touch control functions for both left and right earbuds.

Mono/Dual Mode

The A97 Pro earbuds support both mono and dual modes. You can use either earbud independently while the other is in the charging case, or use both together for a stereo experience. The earbuds seamlessly switch between these modes.

Mono mode/ Dual mode

You can use either earbud while the other charges & switch the left and right earbuds at any time.



Visual explanation of how to use the earbuds in either mono (single earbud) or dual (both earbuds) mode.

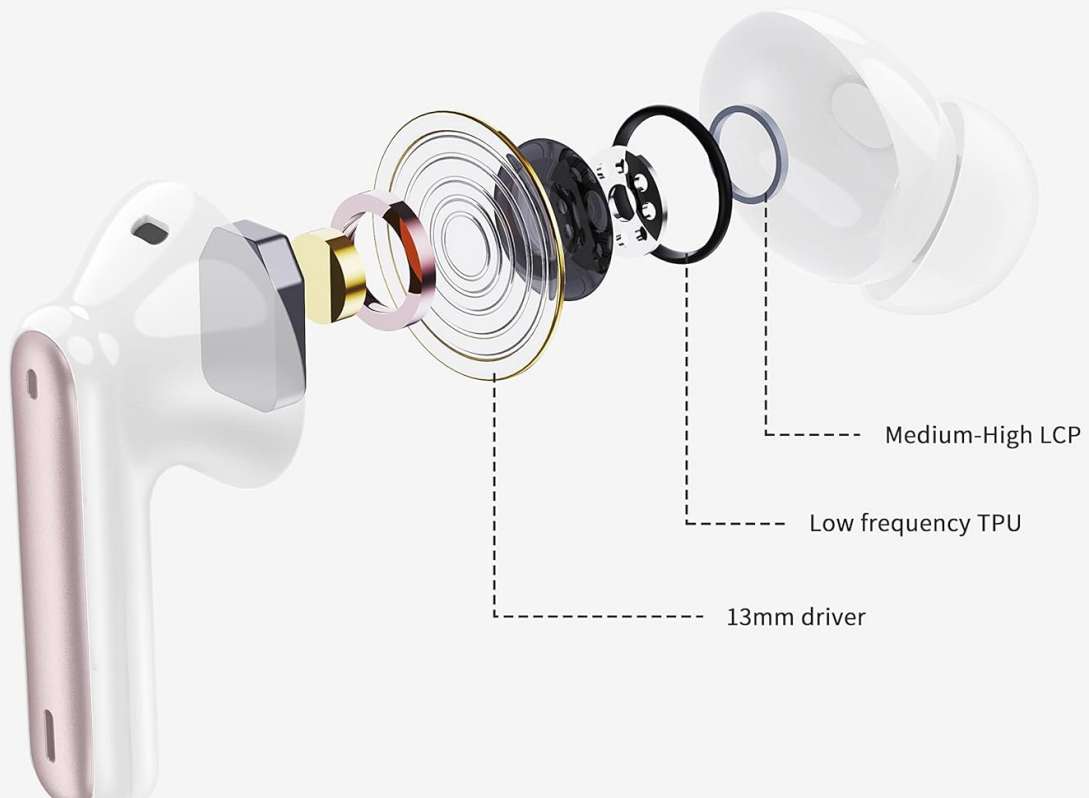
Audio Quality

Experience Hi-Fi stereo sound with deep bass, powered by 13mm vibrating diaphragms and AAC/SBC audio coding technology. The earbuds are designed to deliver a rich and immersive audio experience.

Immersive Hi-Fi Stereo



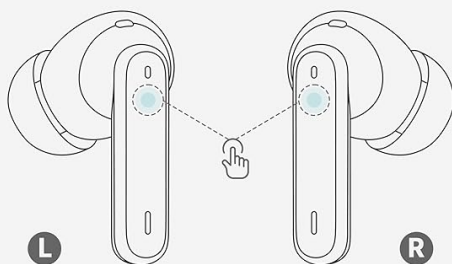
Oversized 13mm drivers for rich
Immersive sound



An exploded diagram showing the internal components of the earbud, highlighting the 13mm driver for immersive sound.

One-click Smart Control

All operations are at your fingertips



Left Ear

- ⊖ Tap once
- ⏮ Tap twice
- ⏮ Press and hold the key for 2s
- 🔊 Quickly tap for three times
- 📞 Tap once
- 🔇 Press and hold the key for 2s

Right Ear

- ⊕ Tap once
- ⏭ Tap twice
- ⏭ Press and hold the key for 2s
- 🔊 Quickly tap for three times
- 📞 Tap once
- 🔇 Press and hold the key for 2s

A detailed view of the 13mm oversized dynamic driver, optimized for vocal and high-frequency performance with strong bass.

Cleaning

Regularly clean your earbuds and charging case to ensure optimal performance and hygiene. Use a soft, dry, lint-free cloth to wipe down the surfaces. For the eartips, remove them and clean with a mild soap solution if necessary, then rinse and dry thoroughly before reattaching.

Water Resistance

The earbuds are IP7 waterproof, making them resistant to sweat, dust, and rain. However, they are not designed for swimming or submersion in water. Ensure the charging port is dry before charging to prevent damage.



Waterproof And Sweatproof



**IP7
Waterproof**

The earbuds and case with water droplets, visually confirming their IP7 waterproof and sweatproof capabilities.

Troubleshooting

- **Earbuds not pairing:** Ensure both earbuds are in the charging case, then open the lid. Check your device's Bluetooth settings and try reconnecting. If issues persist, try forgetting the device on your phone and re-pairing.
- **No sound from one earbud:** Place both earbuds back into the charging case, close the lid, and then open it again. This often re-syncs them.

- **Charging issues:** Ensure the USB-C cable is securely connected to both the case and the power source. Check if the charging port is clean and free of debris.
- **Poor sound quality:** Ensure the earbuds are properly seated in your ears and that the eartips provide a good seal. Check for any obstructions in the earbud's speaker mesh.

Specifications

Feature	Detail
Model Name	A97 Pro
Brand	xinwld
Connectivity Technology	Wireless (Bluetooth)
Bluetooth Version	5.4
Bluetooth Range	15 Meters
Battery Life (Earbuds)	Up to 8 hours (80% volume)
Total Playtime with Charging Case	Up to 40 hours
Charging Time (Case)	1.5 Hours
Water Resistance Level	IP7 Waterproof
Control Type	Touch Control
Audio Driver Type	Dynamic Driver (13mm)
Microphone	4 ENC Noise Cancelling Mics
Compatible Devices	Bluetooth 4.0 and above (Android, iOS)
Item Weight	2 Grams (per earbud)

Warranty and Support

Your xinwld A97 Pro Wireless Earbuds come with a standard return policy allowing for refund/replacement within 30 days of purchase. For any product-related inquiries, technical support, or warranty claims, please contact xinwld Tech directly through your purchase platform or their official support channels.

Manufacturer: xinwld

Seller: xinwld Tech