

Samsung SM-A566E/DS

SAMSUNG Galaxy A56 5G User Manual

Model: SM-A566E/DS

Brand: Samsung

1. INTRODUCTION

This manual provides comprehensive instructions for the SAMSUNG Galaxy A56 5G smartphone, model SM-A566E/DS. It covers essential information regarding setup, operation, maintenance, and troubleshooting to ensure optimal use of your device.

The Galaxy A56 5G is designed with advanced features including a powerful Octa-core processor, a versatile 50MP triple camera system, and a vibrant 6.7-inch FHD+ Super AMOLED display. It also incorporates "Awesome Intelligence" features like Circle to Search and Object Eraser, enhancing user experience and productivity.

For detailed specifications and safety information, please refer to the relevant sections of this manual.



Figure 1.1: Front and back view of the SAMSUNG Galaxy A56 5G.

2. INITIAL SETUP

Before using your new Galaxy A56 5G, follow these steps for initial setup:

1. **Insert SIM Card:** Locate the SIM card tray on the side of the device. Use the provided ejection tool to open the tray.

Insert your Nano-SIM card(s) and/or eSIM (if applicable) into the tray, ensuring proper orientation. The device supports SIM 1 + SIM 2, SIM 1 + eSIM, or Dual eSIM configurations.

2. **Power On:** Press and hold the Power/Side key until the Samsung logo appears.
3. **Initial Configuration:** Follow the on-screen prompts to select your language, connect to a Wi-Fi network, accept terms and conditions, and sign in with your Google or Samsung account.
4. **Data Transfer:** If you are transferring data from an old device, follow the instructions for Smart Switch or other data migration tools during the setup process.
5. **Network Compatibility:** For users in the USA, this device is designed to work with T-Mobile, Mint, and Metro PCS networks. Outside the USA, it is an unlocked worldwide GSM 5G + 4G LTE phone.

3. OPERATING YOUR DEVICE

The Galaxy A56 5G features an intuitive interface and powerful hardware for daily use.

3.1 Display and Navigation

The device is equipped with a 6.7-inch FHD+ Super AMOLED display, offering vibrant colors and deep blacks. The 120Hz refresh rate provides smooth scrolling and responsiveness. Navigation is primarily done via the touchscreen and on-screen gestures or navigation buttons.



Figure 3.1: Display dimensions of the Galaxy A56 5G.

3.2 Awesome Search Features

Utilize the advanced search capabilities of your device:

- **Circle to Search with Google:** Simply circle, highlight, or tap an object or text on your screen to instantly get Google Search results. This feature allows for quick information retrieval directly from any app or content.
- **Text Search:** Use the standard text input for web searches or within applications.
- **Voice Search:** Activate voice commands to search for information hands-free.

Awesome Camera

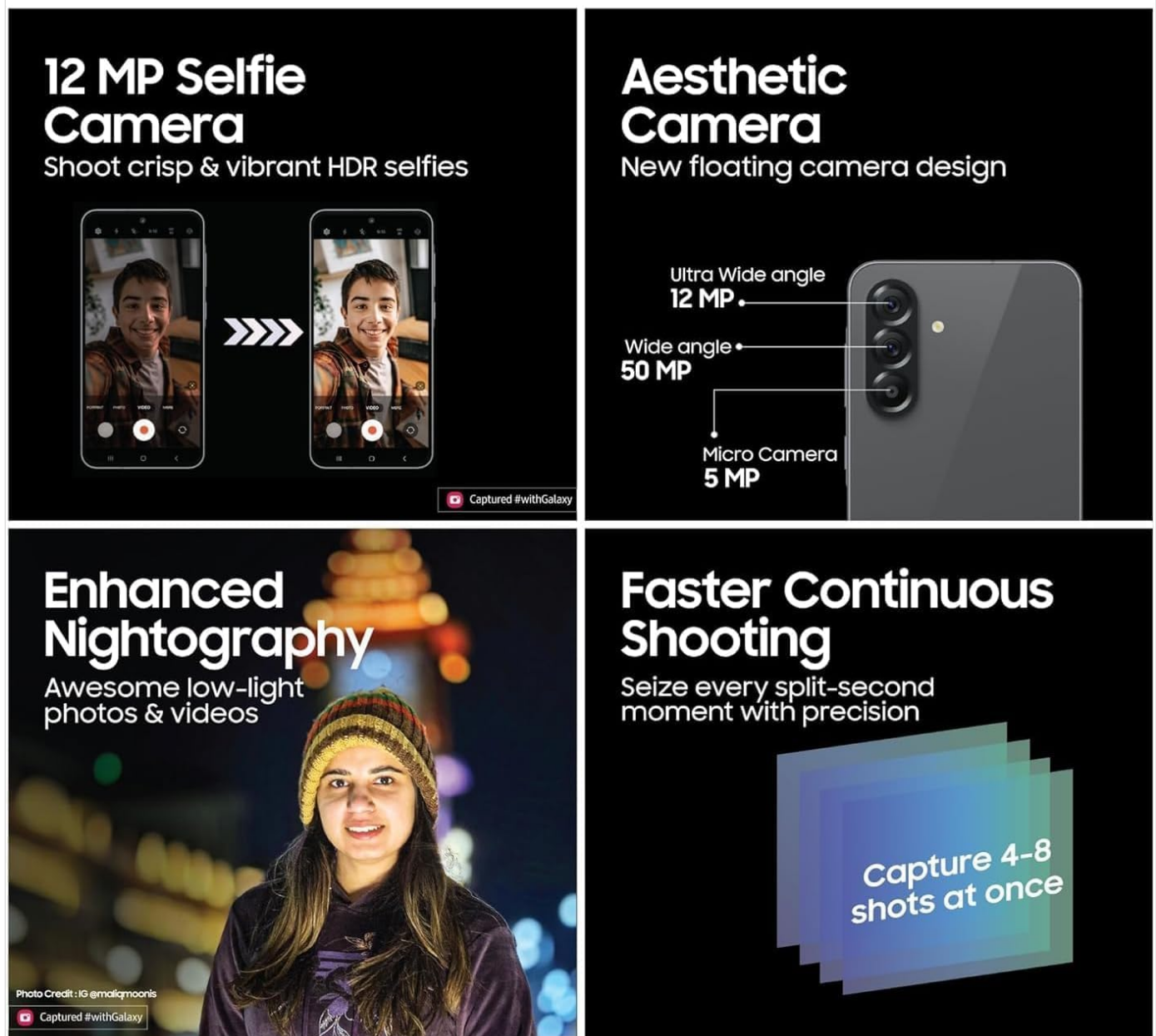


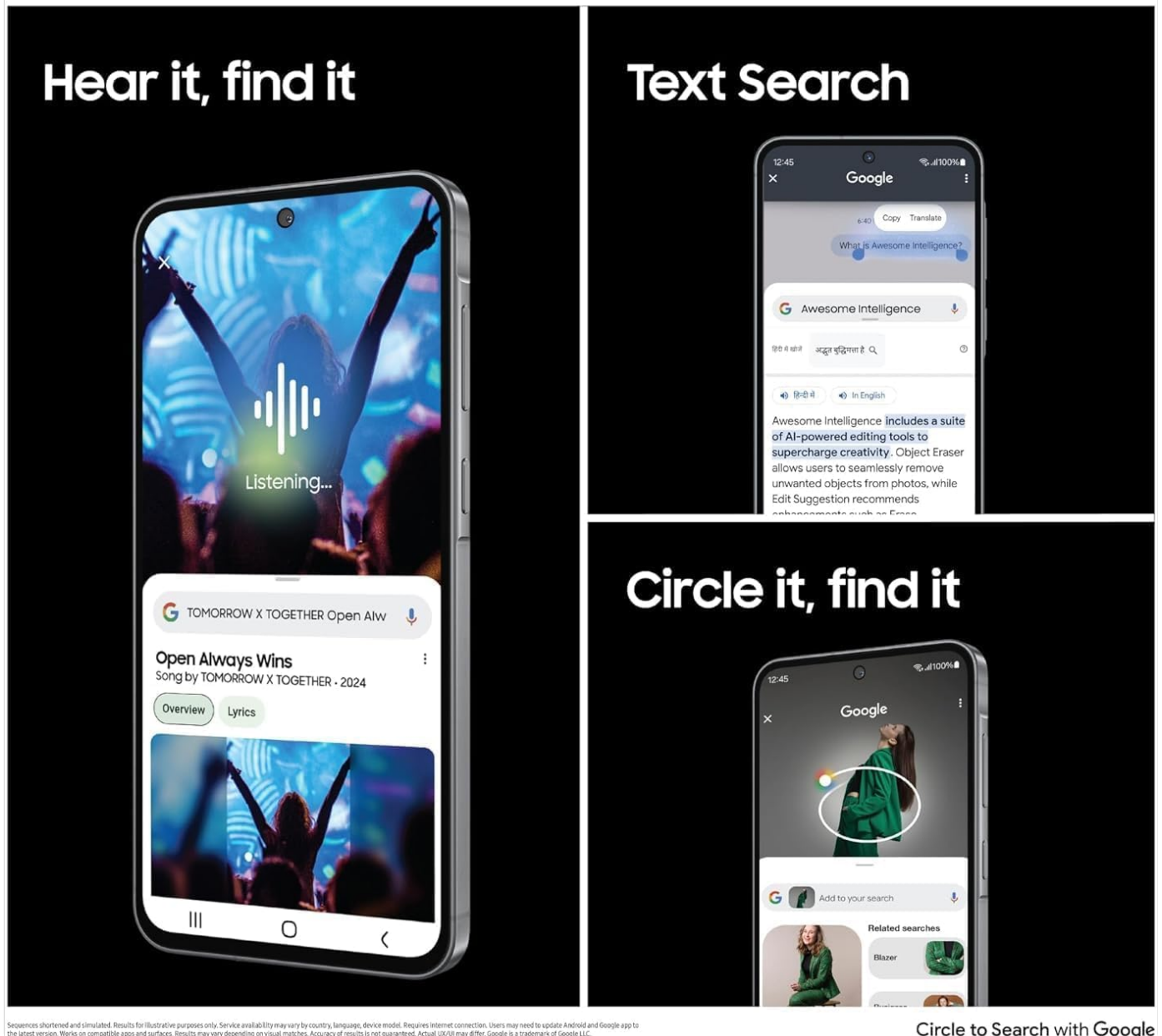
Figure 3.2: Overview of Awesome Search features including Circle to Search.

4. CAMERA FEATURES

The Galaxy A56 5G is equipped with a powerful camera system to capture high-quality photos and videos.

- **Rear Camera System:** Features a 50.0 MP main camera (F1.8) with Optical Image Stabilization (OIS), a 12.0 MP ultra-wide camera (F2.2), and a 5.0 MP macro camera (F2.4). It supports digital zoom up to 10x.
- **Front Camera:** A 12.0 MP front camera (F2.2) is optimized for high-resolution selfie videos with optimal colors and contrast, supporting Super HDR.
- **Video Recording:** Record videos in UHD 4K (3840 x 2160) at 30fps.
- **Enhanced Nightography:** Capture clear and detailed photos and videos even in low-light conditions.
- **Faster Continuous Shooting:** Capture multiple shots in quick succession with precision.

Awesome Search



Sequences shortened and simulated. Results for illustrative purposes only. Service availability may vary by country, language, device model. Requires internet connection. Users may need to update Android and Google app to the latest version. Works on compatible apps and surfaces. Results may vary depending on visual matches. Accuracy of results is not guaranteed. Actual UI/UX may differ. Google is a trademark of Google LLC.

Circle to Search with Google

Figure 4.1: Detailed view of the Galaxy A56 5G camera capabilities.

5. AWESOME INTELLIGENCE FEATURES

The Galaxy A56 5G integrates advanced AI features to enhance your photo and video editing experience.

- **Object Eraser:** Easily remove unwanted distractions or objects from the background of your photos. The AI intelligently recognizes, removes, and fills in the background for a flawless result.
- **Best Face:** Capture the best expressions in group photos by selecting and applying the optimal faces from a series of shots.
- **Auto Trim:** Automatically summarize your videos by trimming unnecessary parts.
- **Instant Slo-Mo:** Convert regular video segments into slow-motion to highlight special moments.

Galaxy A56 5G

Awesome

Intelligence



Circle to Search with Google



Awesome Intelligence

Best Face
Auto Trim
Instant Slo-Mo
Object Eraser



Awesome New Design

Slimmest Ever Galaxy A
7.4mm Thickness
Corning® Gorilla® Glass
Victus®+
IP67 Rating



Awesome Camera

Enhanced Nightography
12MP (Ultra Wide) + 50MP
(Main) OIS + 5MP (Macro)
12MP HDR Selfie Camera



Awesome Search

Circle to Search
Image
Text
Music

Figure 5.1: Overview of AI-powered features.

Awesome Design



Figure 5.2: On-device intelligence for photo and video enhancement.

6. DURABILITY AND DESIGN

The Galaxy A56 5G is built with robust materials and a sleek design for enhanced durability and aesthetics.

- **Corning Gorilla Glass Victus+:** The device features Corning Gorilla Glass Victus+ on both the front and back, providing enhanced scratch and drop resistance.
- **Solid Metal Frame:** A solid metal frame contributes to the device's structural integrity and premium feel.
- **IP67 Rating:** With an IP67 rating, the Galaxy A56 5G is protected against dust ingress and can withstand immersion in up to 1 meter of fresh water for up to 30 minutes.
- **Slim Design:** The device boasts a slim profile with a 7.4mm thickness and a new floating camera design.

On-Device

Awesome Intelligence



Figure 6.1: Durability features of the Galaxy A56 5G.

Awesome Durability

Stay Future-Ready

6 times OS upgrades
6 years of security updates



*Availability and timing of Android OS upgrades and security updates may vary by device model and market.

Corning® Gorilla® Glass Victus+®*

On both, front and back



*Corning® Gorilla® Glass Victus+® is applied to the front and rear of the device. Corning® Gorilla® Glass Victus+® back glass does not include camera glass. Corning® Gorilla® Glass Victus+® is a trademark/registered trademark of Corning® Inc. Frame does not include volume and side keys or SIM tray.

IP67 Rating*

Water & Dust Resistance



*Galaxy A56 5G is rated as IP67. Based on lab test conditions for submersion in up to 1 meter of freshwater for up to 30 minutes. Not advised for beach or pool use. Water and dust resistance of the device is not permanent and may diminish over time due to normal wear and tear.

Figure 6.2: Key design elements of the Galaxy A56 5G.

7. MAINTENANCE

Proper maintenance ensures the longevity and optimal performance of your Galaxy A56 5G.

- **Cleaning:** Use a soft, lint-free cloth to clean the screen and body of the device. Avoid using harsh chemicals or abrasive materials. For stubborn smudges, a slightly damp cloth can be used, followed by immediate drying.
- **Software Updates:** Regularly check for and install software updates. Samsung provides 6 times OS upgrades and 6 years of security updates for the Galaxy A56 5G, ensuring your device remains secure and up-to-date with the latest features. Navigate to *Settings > Software update* to check for available updates.
- **Battery Care:** To maximize battery lifespan, avoid extreme temperatures and do not let the battery drain completely too often. Charge the device using only Samsung-approved chargers and cables.
- **Storage Management:** Periodically clear unnecessary files, apps, and cache to free up storage space and maintain device performance. The device comes with up to 256 GB of internal storage.

8. TROUBLESHOOTING

If you encounter issues with your Galaxy A56 5G, refer to the following common solutions:

Problem	Possible Solution
Device does not power on	Ensure the battery is charged. Connect the device to a charger and wait a few minutes before attempting to power on again. If unresponsive, press and hold the Power/Side key and Volume Down key simultaneously for more than 7 seconds to force restart.
Poor network connectivity (e.g., T-Mobile USA)	Ensure your SIM card is properly inserted. Verify that your carrier plan supports 5G/4G LTE. Some users have reported fluctuating signal strength with certain US carriers; ensure your device's EID (dial *#06#) is registered with your carrier if using an eSIM. Try resetting network settings (Settings > General management > Reset > Reset network settings).
Applications are slow or freezing	Close unused applications running in the background. Clear app cache (Settings > Apps > [App Name] > Storage > Clear cache). Restart the device. If the issue persists, consider uninstalling and reinstalling the problematic app.
Battery drains quickly	Reduce screen brightness. Disable Wi-Fi, Bluetooth, and GPS when not in use. Close background apps. Check battery usage in Settings to identify power-consuming apps. Enable power-saving mode.
Touchscreen unresponsive	Restart the device. Ensure the screen is clean and dry. Remove any screen protectors or cases that might interfere with touch sensitivity.

For further assistance, please contact Samsung customer support or visit an authorized service center.

9. TECHNICAL SPECIFICATIONS

Feature	Detail
Model Number	SM-A566E/DS
Display Size	6.7 inches (full rectangle) / 6.5 inches (rounded corners)
Display Type	FHD+ Super AMOLED
Display Resolution	1080 x 2340 pixels
Max Refresh Rate	120 Hz
Processor	Octa-core (2.9GHz, 2.6GHz, 1.9GHz)
Memory Storage Capacity	256GB
RAM	12GB
Rear Camera	50.0 MP (Main, OIS) + 12.0 MP (Ultra Wide) + 5.0 MP (Macro)
Front Camera	12.0 MP
Video Recording Resolution	UHD 4K (3840 x 2160) @30fps

Feature	Detail
Battery Capacity	5000 Milliamp Hours
Operating System	Android
Connectivity	5G, 4G LTE, Wi-Fi (802.11a/b/g/n/ac/ax 2.4GHz+5GHz), Bluetooth v5.3, NFC, USB Type-C
Location Technology	GPS, Glonass, Beidou, Galileo, QZSS
Sensors	Accelerometer, Fingerprint Sensor, Gyro Sensor, Geomagnetic Sensor, Light Sensor, Virtual Proximity Sensing
Dimensions (Product)	6 x 4 x 2 inches
Item Weight	7.1 ounces
Water & Dust Resistance	IP67

10. WARRANTY AND SUPPORT

Your SAMSUNG Galaxy A56 5G comes with a standard manufacturer's warranty. Please refer to the warranty card included in your product packaging for specific terms and conditions, including coverage period and limitations.

For technical support, service inquiries, or to find authorized service centers, please visit the official Samsung support website or contact their customer service hotline. Keep your proof of purchase for warranty claims.

For additional information and resources, you may visit the official[Samsung Support Website](#).

© 2025 Samsung. All rights reserved. Information in this manual is subject to change without notice.

Documents - Samsung – SM-A566E/DS



[Samsung Galaxy User Guide](#)
Comprehensive user guide for Samsung Galaxy smartphones, covering setup, features, settings, and troubleshooting for models like SM-A366B and SM-A566B.
lang:en score:30 filesize: 7.81 M page_count: 141 document date: 2025-03-21




[\[pdf\]](#) User Manual Quick Start Guide Guide

SM A566 UG EU 15 EnglishUSER GUIDEDownloadDownloadIndex ofGalaxy A56 Manual and User Guide for BeginnersGalaxy BeginnersSM EnglishSM Englishgalaxya56manual English ||| USER GUIDE SM-A366B SM-A366B/DS SM-A366E/DS SM-A566B SM-A566B/DS **SM-A566E/DS** English. 02/2025. Rev.1.0 www.samsung.com Table of Contents Getting started 5 Device layout and functions 9 Charging the battery 12 Nano-SIM card and eSIM 14 Turning the device on and off 15 Initial setup 15 Samsung ac... lang:en **score:30** filesize: 4.52 M page_count: 141 document date: 2025-02-06



[\[pdf\]](#) Quick Start Guide Guide

A3LSMA366E UG EU 15 Eng D01 250103Samsung Electronics Co Ltd SMA366E sma366e USER GUIDE SM-A366E SM-A366B SM-A366B/DS SM-A366E/DS SM-A566B SM-A566B/DS **SM-A566E/DS** English. 02/2025. Rev.1.0 www.samsung.com Table of Contents Getting started 5 Device layout and functions 9 Charging the battery 12 Nano-SIM card and eSIM 14 Turning the device on and off 15 Initial setup 15 S... lang:en **score:24** filesize: 5.17 M page_count: 140 document date: 2025-01-03



[Samsung Galaxy User Guide: SM-A366B & SM-A566B Series](#)

Comprehensive user guide for Samsung Galaxy smartphones (SM-A366B, SM-A566B series), covering setup, features, settings, and troubleshooting. Learn to use your device effectively with detailed instructions from Samsung. lang:en **score:23** filesize: 3.07 M page_count: 136 document date: 2025-06-12



[Samsung Galaxy User Guide: Setup, Features, and Troubleshooting](#)

Explore the comprehensive user guide for Samsung Galaxy smartphones. Learn about device setup, essential features like camera and connectivity, system settings, safety precautions, and troubleshooting tips.

lang:en score:21 filesize: 4.47 M page_count: 141 document date: 2025-02-06



[Samsung Galaxy SM-A366B/SM-A566B User Guide](#)

Comprehensive user guide for Samsung Galaxy SM-A366B, SM-A366E, SM-A566B series smartphones, covering setup, features, settings, and troubleshooting.

lang:en score:21 filesize: 5.35 M page_count: 147 document date: 2024-12-24



[\[pdf\] User Manual Quick Start Guide Instructions Guide](#)

Untitled Galaxy A36 5G A56 5GSamsung A26 User Manual Free InstructionsGALAXY SM A366B A566B
UG ENcentral manuals cell phone samsung GALAXY EN |||

USER GUIDE SM-A366B SM-A366B/DS SM-A366E/DS SM-A566B SM-A566B/DS

SM-A566E/DS English. 02/2025. Rev.1.0 www.samsung.com Table of Contents

Getting started 5 Device layout and functions 9 Charging the battery 12 Nano-SIM card and eSIM 14 Turning the device on and off 15 Initial setup 15 Samsung ac...

lang:en score:20 filesize: 1.48 M page_count: 141 document date: 2025-04-08



[Samsung Galaxy A36/A56 User Guide](#)

Comprehensive user guide for Samsung Galaxy A36 and A56 smartphones, covering setup, features, settings, and troubleshooting.


lang:en score:20 filesize: 4.47 M page_count: 141 document date: 2025-02-06



[Samsung Galaxy A36/A56 User Guide](#)

Comprehensive user guide for the Samsung Galaxy A36 and A56 smartphones, covering setup, features, settings, and usage notices.


lang:en score:20 filesize: 6.41 M page_count: 136 document date: 2025-06-12



[Samsung MPR Attestation Letter for HSPA - FCC ID A3LSMA566E](#)

Official attestation letter from Samsung Electronics America confirming the permanent implementation of MPR for HSPA, DC-HSDPA, and HSUPA on the SM-A566E/DS and SM-A566E models (FCC ID: A3LSMA566E), including details on transmit power and SAR targets.

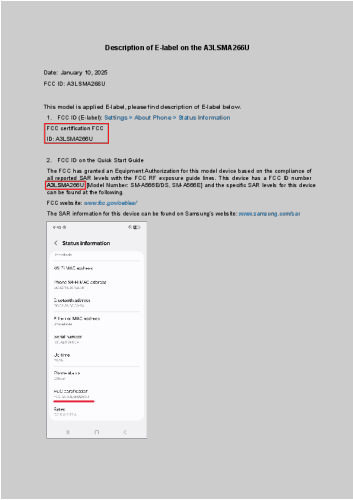
lang:en score:20 filesize: 104.02 K page_count: 1 document date: 2024-12-24



[Samsung MPR Attestation Letter for LTE - FCC ID A3LSMA566E](#)

Official attestation letter from Samsung Electronics confirming Maximum Power Reduction (MPR) implementation for LTE on devices with FCC ID A3LSMA566E, including model names SM-A566E/DS and SM-A566E. Details compliance with relevant FCC regulations and technical specifications.

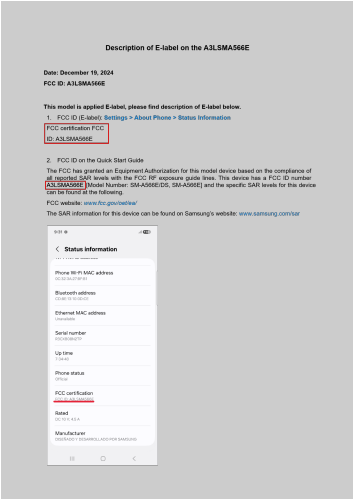
lang:en score:19 filesize: 22.22 K page_count: 1 document date: 2024-12-24



[Samsung A3LSMA266U E-label Description and FCC Information](#)

This document provides a description of the E-label for the Samsung A3LSMA266U, including FCC ID, SAR information, and relevant websites for compliance details.

lang:en score:19 filesize: 1.09 M page_count: 1 document date: 2025-01-10



[Samsung A3LSMA566E E-label Description and FCC Information](#)

Detailed explanation of the E-label and FCC identification for the Samsung A3LSMA566E mobile device, including FCC ID, SAR information, and device status details.

lang:en score:19 filesize: 840.39 K page_count: 1 document date: 2024-12-19

Model : SM-A566E/DS

FCC ID : A1LDMAS66E

Antenna Manufacturer : Hops

Antenna Type : Metal

Sub1 : WFR_5G 2nd

Sub3 : WFR_5G 1st

Sub4 : WFR_24G 1st

Sub5 : WFR_24G 2nd

Sub1 5G 2nd ANT	1	2	3
Frequency(MHz)	5150	5500	5805
Efficiency(dB)	-7	-13	-85
Efficiency(%)	19.9	18.6	14.1
Peak Gain(dBi)	-8.9	-8.9	-8.8

Sub3 5G 1st ANT	1	2	3
Frequency(MHz)	5150	5500	5805
Efficiency(dB)	-10.9	-9	-19.9
Efficiency(%)	8.3	12.6	10.4
Peak Gain(dBi)	-10.1	-10.9	-10.8


Sub4 24G 1st ANT	1	2	3
Frequency(MHz)	2400	2440	2480
Efficiency(dB)	-6.4	-6.4	-11
Efficiency(%)	23.8	21	19.4
Peak Gain(dBi)	-8.9	-8.8	-8.7

Sub5 24G 2nd ANT	1	2	3
Frequency(MHz)	2400	2440	2480
Efficiency(dB)	-9.64	-8.92	-9.07
Efficiency(%)	10.9	12.9	12.4
Peak Gain(dBi)	-10.9	-10.2	-10.7

Samsung SM-A566E/DS Antenna Performance Test Report

Detailed test report for the Samsung SM-A566E/DS mobile phone, covering antenna gain, efficiency, VSWR, and radiation patterns for 5G and 2.4G Wi-Fi bands. Includes test equipment and methodology.

lang:en score:19 filesize: 604.52 K page_count: 6 document date: 2024-12-24



Samsung Galaxy A36 5G and A56 5G User Guide

A comprehensive user guide for Samsung Galaxy A36 5G and A56 5G smartphones, detailing setup, features, settings, and troubleshooting for optimal device usage.

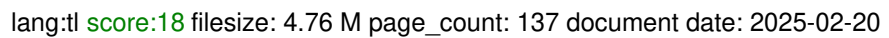
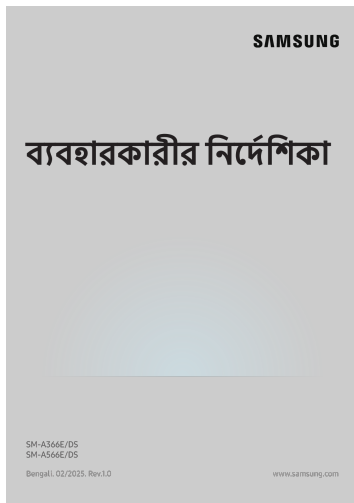
lang:en score:19 filesize: 4.45 M page_count: 141 document date: 2025-02-06



Samsung Galaxy A Series User Guide: SM-A366E, SM-A366E/DS, SM-A366U1, SM-A566E, SM-A566E/DS

Comprehensive user guide for Samsung Galaxy A series smartphones, covering device setup, features, settings, and troubleshooting. Learn about device layout, charging, SIM card insertion, app management, and advanced settings for models SM-A366E, SM-A366E/DS, SM-A366U1, SM-A566E, and SM-A566E/DS.

lang:en score:18 filesize: 4.48 M page_count: 141 document date: 2025-02-27

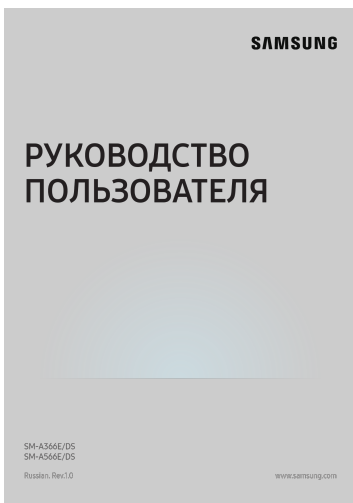




[Samsung SM-A366E/DS, SM-A566E/DS Хэрэглэгчийн Гарын Авлага](#)

Энэхүү хэрэглэгчийн гарын авлага нь Samsung SM-A366E/DS болон SM-A566E/DS ухаалаг гар утаснуудын тохиргоо, онцлог, ашиглалтын талаарх дэлгэрэнгүй заавар, зөвлөмжийг агуулна.

lang:tl **score:18** filesize: 4.7 M page_count: 137 document date: 2025-02-13




[\[pdf\]](#)

РУКОВОДСТВО ПОЛЬЗОВАТЕЛЯ DNS121 Удаленное управление Galaxy A36 5G 122 Сведения о телефоне Настройки 79 Введение Выполните вход на Подключения 81 Wi smartfon samsung galaxy a36 instrukcia 155759 26052025drv dns shop ru drivers oth S smartfon 26052025 |||

SM-A366E/DS **SM-A566E/DS** Russian. Rev.1.0 www.samsung.com 5 9 12 nano-SIM eSIM 14 15 15 Samsung account 16 Smart Switch 17 25 26 28 30 32 33 34 38 41 57 62 Bixby 63 Bixby Vision 64 65 Samsung Internet 66 Samsung Health 66 Samsung ...

lang:tl **score:17** filesize: 4.76 M page_count: 137 document date: 2025-02-20



[Samsung Galaxy A56 5G: Especificações Detalhadas, Recursos de IA e Desempenho](#)

Descubra o Samsung Galaxy A56 5G, um smartphone com tela Super AMOLED de 6.7", câmera de 50MP com IA, processador Exynos 1580, bateria de 5000mAh e resistência IP67. Saiba mais sobre suas especificações e recursos.

lang:es **score:15** filesize: 1.56 M page_count: 1 document date: 2025-04-09



[Samsung SM-A566E/DS EMC Test Report](#)

Electromagnetic Compatibility (EMC) test report for the Samsung SM-A566E/DS mobile phone, detailing conducted and radiated emissions testing performed by HCT according to FCC CFR 47 Part 15 Subpart B Class B and ANSI C63.4-2014 standards.

lang:es score:12 filesize: 1.06 M page_count: 32 document date: 2024-12-23



[SAMSUNG Galaxy A36 5G Enterprise Edition User Guide](#)

Comprehensive user guide for the SAMSUNG Galaxy A36 5G Enterprise Edition smartphone, covering setup, features, settings, and troubleshooting. Learn how to use your device effectively.

lang:en score:10 filesize: 5.13 M page_count: 143 document date: 2025-05-09



[Samsung Galaxy A56 5G Enterprise Edition User Guide](#)

Comprehensive user guide for the Samsung Galaxy A56 5G Enterprise Edition smartphone, detailing setup, features, settings, and troubleshooting to help users maximize their device experience.

lang:en score:10 filesize: 5.11 M page_count: 143 document date: 2025-05-09



[Samsung Galaxy User Guide: SM-A366B/SM-A566B Series](#)

Comprehensive user guide for Samsung Galaxy smartphones (SM-A366B, SM-A566B series), covering setup, features, settings, and troubleshooting for optimal device usage.


lang:en score:10 filesize: 4.81 M page_count: 141 document date: 2025-03-21



[Samsung Galaxy User Guide for SM-A366E/SM-A566E Series](#)

Comprehensive user guide for Samsung Galaxy smartphones (SM-A366E, SM-A566E series), covering setup, features, settings, troubleshooting, and usage tips.

lang:en score:10 filesize: 4.46 M page_count: 141 document date: 2025-02-27



[Samsung Galaxy User Guide: SM-A366E, SM-A566E](#)

Comprehensive user guide for Samsung Galaxy smartphones (models SM-A366E, SM-A566E). Learn about device setup, features, settings, and troubleshooting.

lang:en score:10 filesize: 4.46 M page_count: 141 document date: 2025-02-27