

## DOOGEE U11V-Android 15 Black

# DOOGEE U11(2025) Android 15 Tablet User Manual

Model: U11V-Android 15 Black

## INTRODUCTION

This manual provides comprehensive instructions for setting up, operating, and maintaining your DOOGEE U11(2025) Android 15 Tablet. Please read this manual thoroughly before using your device to ensure optimal performance and longevity.

## WHAT'S IN THE BOX

- DOOGEE U11 Tablet
- Tempered Glass Film
- Business leather case
- Bluetooth Keypad
- Stylus
- Mouse
- Charger
- Type-C USB Cable
- SIM Card Removal Needle
- User Manual
- Packing Box



*Image: The DOOGEE U11 tablet shown with its full suite of accessories, including the keyboard, mouse, stylus, charger, and protective case.*

## PRODUCT OVERVIEW

---

The DOOGEE U11 tablet features an elegant metal body design, measuring 10.1 x 0.31 x 6.67 inches and weighing approximately 1.18 lbs. It is equipped with an 11-inch IPS full-color 90Hz display for vibrant visuals and responsive touch. The tablet includes a 13MP main camera and a 5MP front camera, along with professionally tuned dual speakers for clear audio.



*Image: An overview of the DOOGEE U11 tablet's key features, highlighting its powerful processor, large battery, ample storage, and high-quality display.*

# Stereo-enhanced Dual Speaker

1.0W | 128dB | 1217Grade | 770HZ



*Image: Close-up of the DOOGEE U11 tablet demonstrating its stereo-enhanced dual speakers, ideal for immersive audio experiences.*



# 11" IPS Ultra-clear Display



**1280\*800**  
Resolution

**83.2%**  
Screen-to-Body Ratio

**16.7 Million**  
Screen color

**1000:1**  
Contrast

*Image: The DOOGEE U11 tablet's camera system, featuring a 13MP main camera and a 5MP front camera for capturing details and video calls.*


## SETUP

---

### 1. Initial Charging

Before first use, fully charge your DOOGEE U11 tablet using the provided charger and Type-C USB cable. The 8580mAh battery ensures long-lasting usage.

# 8580mAh Monster Battery



**1509Hours**  
Standby

**28.3Hours**  
Music Playing

**9.2Hours**  
Video Watching

**6.7 Hours**  
Web Browsing

*Image: The DOOGEE U11 tablet connected to its charger via a USB-C cable, illustrating the charging process.*

## 2. Power On and Initial Configuration

Press and hold the power button until the DOOGEE logo appears. Follow the on-screen prompts to select your language, connect to Wi-Fi, and set up your Google account. The tablet runs on the Android 15 OS, offering a secure and efficient user experience.

## 3. Installing SIM/TF Card (Optional)

Use the provided SIM card removal needle to open the tray. Insert your SIM card (if applicable) and/or a microSD/TF card for expanded storage up to 2TB. Ensure the tray is securely closed.

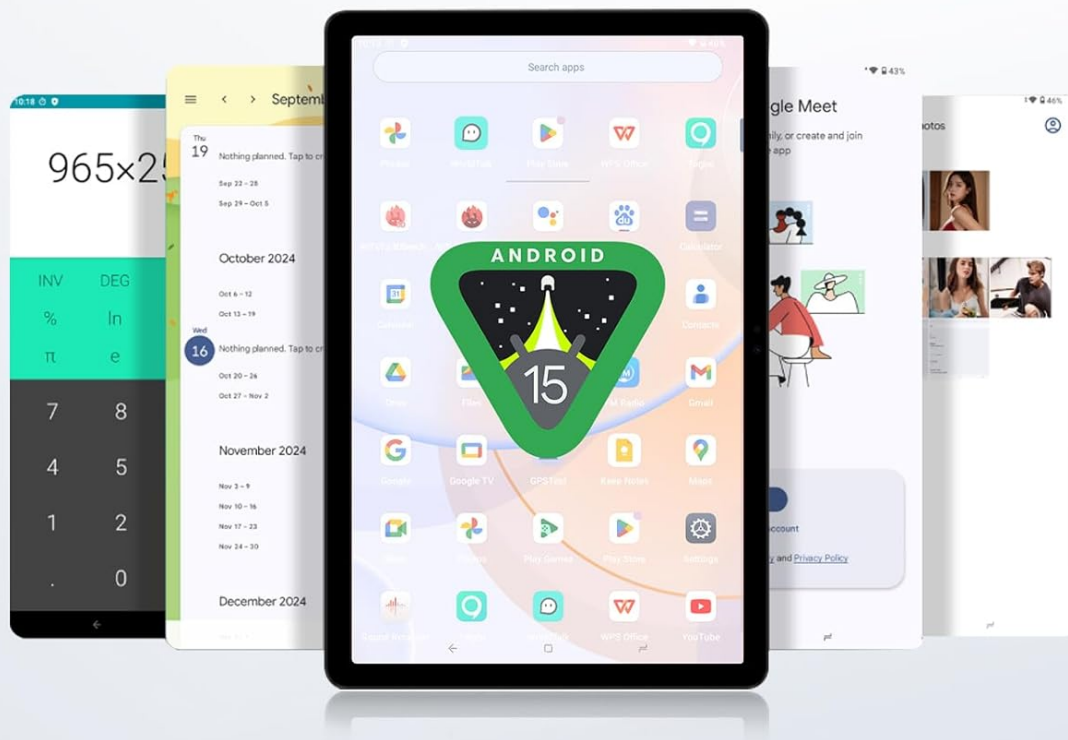
## OPERATING INSTRUCTIONS

### Android 15 Features

Your DOOGEE U11 tablet comes with the latest Android 15 OS, providing enhanced security, personalized settings, and efficient multitasking. Explore features like widgets, split-screen functionality, parental controls, and multi-user profiles. Data encryption and notification management are built-in to protect your privacy.

# The Latest Android 15 System

## Smarter, Smoother & Safer



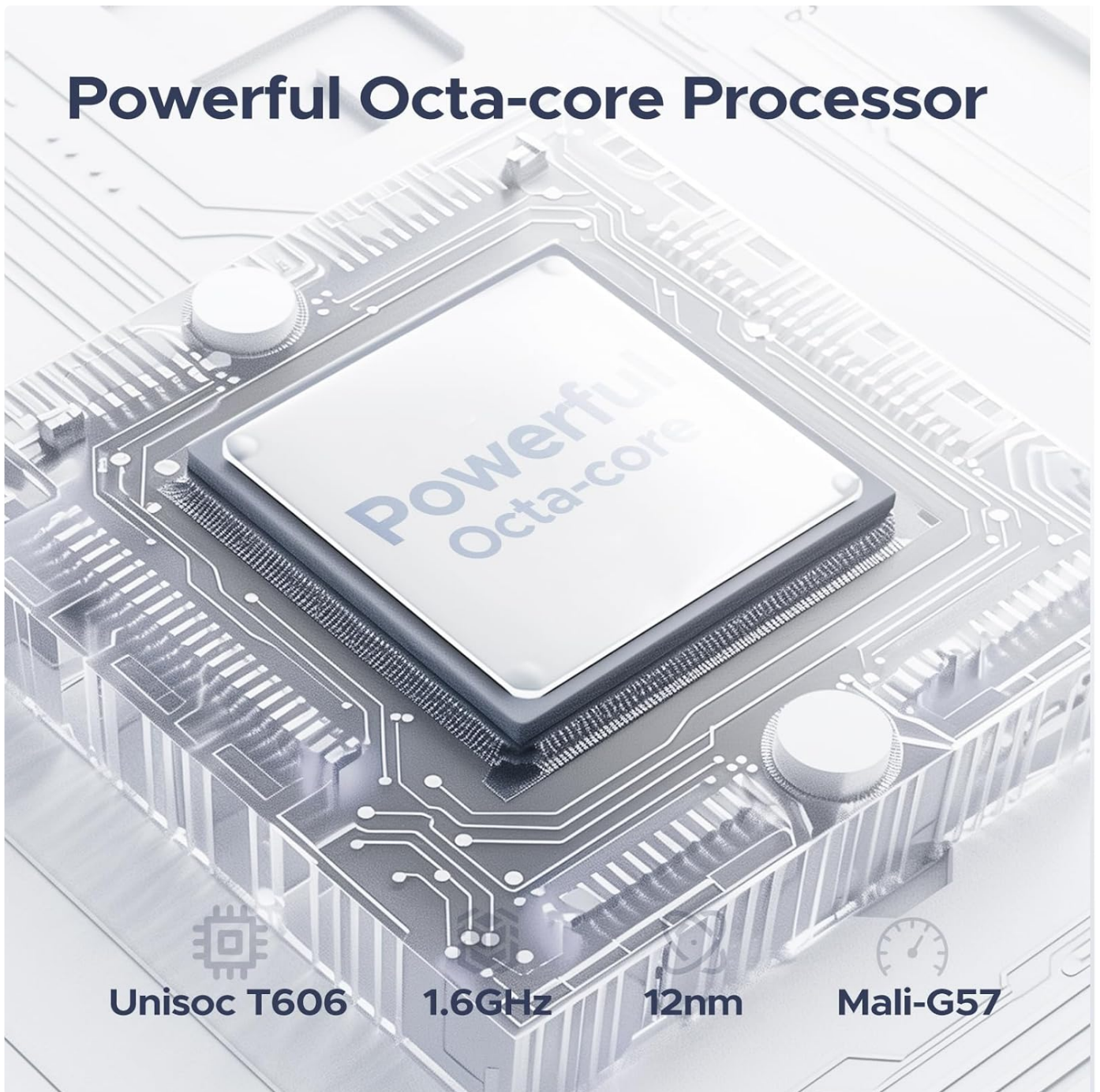
*Image: The DOOGEE U11 tablet showcasing the clean and intuitive interface of the Android 15 operating system.*

## Display and Visual Experience

The 11-inch IPS display with a 90Hz refresh rate offers smooth scrolling and vibrant colors. With Widevine L1 certification, you can enjoy 1080P HD content on streaming platforms like Netflix, YouTube, HBO, and Amazon Prime Video.



# Powerful Octa-core Processor



*Image: The DOOGEE U11 tablet highlighting its 11-inch IPS ultra-clear display with a 90Hz refresh rate for a smooth visual experience.*

## Performance and Storage

Powered by a T606 Octa-core processor, the tablet ensures efficient and smooth performance for gaming, streaming, and productivity. It features 16GB RAM (4GB physical + 12GB expandable) and 128GB internal storage, expandable up to 2TB via microSD/TF card.

## Camera Functionality

Utilize the 13MP main camera for capturing photos and the 5MP front camera for video calls and selfies.

## Audio Experience

The tablet's dual speakers are professionally tuned to deliver clear and loud sound, enhancing your entertainment and communication experiences.

## Connectivity



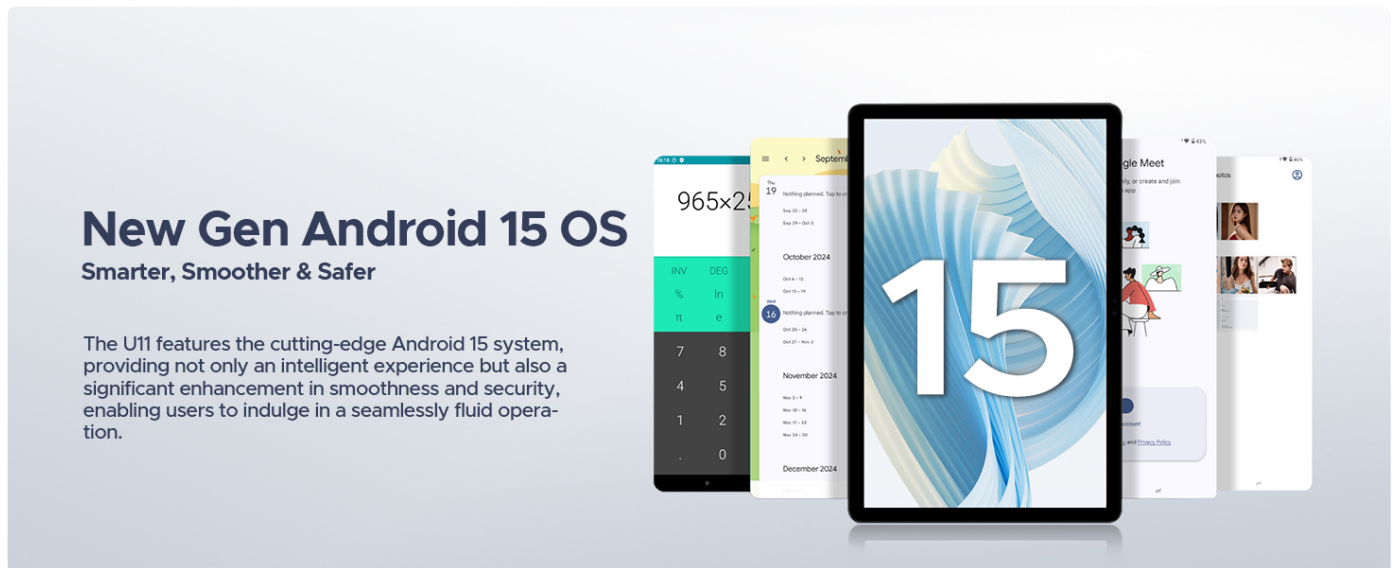
Enjoy stable and fast internet with Dual-Band WiFi (5GHz/2.4GHz). Bluetooth 5.0 allows for seamless connection to wireless accessories, and AGPS positioning provides reliable navigation.

## Face Unlock

For convenient and secure access, the tablet supports face unlock technology.

## PC Mode and Productivity

The included Bluetooth keyboard, mouse, and stylus allow you to switch to a PC-like mode for efficient work. The tablet also supports built-in WPS Office for document, spreadsheet, and presentation tasks.



*Image: The DOOGEE U11 tablet displaying the WPS Office suite, including Word, Excel, and PowerPoint, demonstrating its productivity capabilities.*

## Multitasking with Split Screen

Utilize the split-screen feature to run two applications simultaneously, enhancing your productivity and multitasking efficiency.

Your browser does not support the video tag.

*Video: Demonstration of the DOOGEE U11 tablet's split-screen functionality, showing two applications running concurrently for enhanced multitasking.*

Your browser does not support the video tag.

*Video: A quick overview of the DOOGEE U11 tablet, highlighting its features and smooth operation, including split-screen mode.*

## MAINTENANCE

---

- Keep the tablet clean by wiping it with a soft, dry cloth.
- Avoid exposing the tablet to extreme temperatures, direct sunlight, or moisture.
- Use only the original charger and accessories to prevent damage.
- Regularly clear unnecessary files and apps to maintain optimal performance.

## TROUBLESHOOTING

---

## Tablet Not Turning On

Ensure the tablet is fully charged. Connect it to the charger for at least 30 minutes before attempting to power it on again. If the issue persists, perform a forced restart by holding the power button for 10-15 seconds.

## Slow Performance

Close unused applications running in the background. Clear cache and temporary files regularly. Consider uninstalling apps you no longer use to free up storage space. A factory reset can also resolve persistent performance issues, but remember to back up your data first.

## Wi-Fi Connectivity Issues

Restart your Wi-Fi router and the tablet. Ensure you are within range of the Wi-Fi signal. Check if the Wi-Fi password entered is correct. If problems persist, try forgetting the network on your tablet and reconnecting.

## Battery Draining Quickly

Reduce screen brightness. Disable unused features like Bluetooth, GPS, and Wi-Fi when not needed. Close background apps. Check battery usage in settings to identify power-hungry applications.

## SPECIFICATIONS

Feature	Detail
Brand	DOOGEE
Model Name	U11-V
Operating System	Android 15
Screen Size	11 Inches
Screen Resolution	1280 x 800 pixels
Processor	1.6 GHz Octa-core (Unisoc T606)
RAM	16GB (4GB physical + 12GB expandable)
Internal Storage	128 GB
Expandable Storage	Up to 2TB (microSD/TF)
Battery Capacity	8580mAh
Main Camera	13MP
Front Camera	5MP
Connectivity	Dual-Band WiFi (5GHz/2.4GHz), Bluetooth 5.0, AGPS
Dimensions (LxWxH)	10.1 x 0.31 x 6.67 inches
Item Weight	1.18 pounds (approx.)

## WARRANTY AND SUPPORT

---

The DOOGEE U11 tablet comes with a two-year warranty service. We also offer lifetime technical support. Should you encounter any issues or have questions, our customer support team is available to answer your inquiries within 24 hours, ensuring a worry-free communication experience.

For support, please refer to the contact information provided in your product packaging or visit the official DOOGEE website.