

CaDA C64010W

CaDA C64010W Kick Sauber & Pirelli F1 Racing Car Building Blocks Set

Official Instruction Manual

INTRODUCTION

This manual provides detailed instructions for the assembly, operation, and maintenance of your CaDA C64010W Kick Sauber & Pirelli Licensed 1:8 Scale F1 Racing Car Building Blocks Set. This highly detailed model, consisting of 2553 pieces, is a replica of the 2024 championship-winning KICK Sauber C44, featuring authentic team-approved paintwork and Pirelli authorized racing tires. It is designed to offer an engaging and educational building experience for adults and teens.

SAFETY INFORMATION

Warning: This product is recommended for ages 14 years and up. Contains small parts which may pose a choking hazard for younger children.

WHAT'S IN THE BOX

- All 2553 high-quality ABS building block pieces required for the model.
- Comprehensive Instruction Manual (approximately 350 pages).

ASSEMBLY INSTRUCTIONS

The assembly process is designed to simulate the disassembly and assembly of a real racing car, providing a challenging and rewarding experience. Follow the detailed, step-by-step instructions provided in the included manual. The pieces are organized to facilitate the building process.



Image: A person carefully assembling the intricate components of the F1 racing car model, demonstrating the hands-on building experience.



Image: An overhead view of the partially assembled F1 car chassis, surrounded by various green and black building block components ready for integration.

Key assembly areas include:

- **Chassis and Internal Mechanics:** Construct the core structure, including the mechanical power structure and internal linkages.
- **Aerodynamic Bodywork:** Attach the authentic team-approved green and black body panels.
- **DRS Rear Wing:** Assemble the operable Drag Reduction System (DRS) rear wing.
- **Pirelli Tires:** Mount the specially designed Pirelli customized front narrow and rear wide slick tires.
- **Driver Customization:** Choose between driver numbers #24 (Zhou Guanyu) or #77 (Valtteri Bottas) for the car's livery.

Your browser does not support the video tag.

Video: An overview of the CaDA KICK SAUBER F1 C44 building block set, showcasing the unboxing, various components, assembly steps, and the final model's features and details.

OPERATING AND FEATURES

The CaDA C64010W model is engineered with several functional features that replicate aspects of a real F1 racing car:

- **DRS Rear Wing:** The rear wing is operable, allowing for simulation of the Drag Reduction System.
- **Steering Linkage:** The steering wheel is linked to the front wheels, providing realistic steering action.
- **Engine Linkage:** Observe the engine linkage as the vehicle moves.
- **Quick-Release Components:** The front shovel and hood feature quick-release mechanisms, mimicking real car maintenance and replacement modes.
- **Authentic Tires:** The model includes Pirelli customized front narrow and rear wide slick tires, with painted wheel hubs.
- **Suspension System:** Features newly designed front and rear pull-rod suspensions for realistic movement.
- **Aerodynamic Design:** The chassis incorporates a Venturi channel restoration and rear diffuser restoration, based on official real car data.



Image: A close-up showing the intricate details of the F1 car's internal structure, highlighting the simulated tie rod suspension, engine cover quick release, authentic wheel sizes, and rear diffuser restoration.

Choose your favorite driver

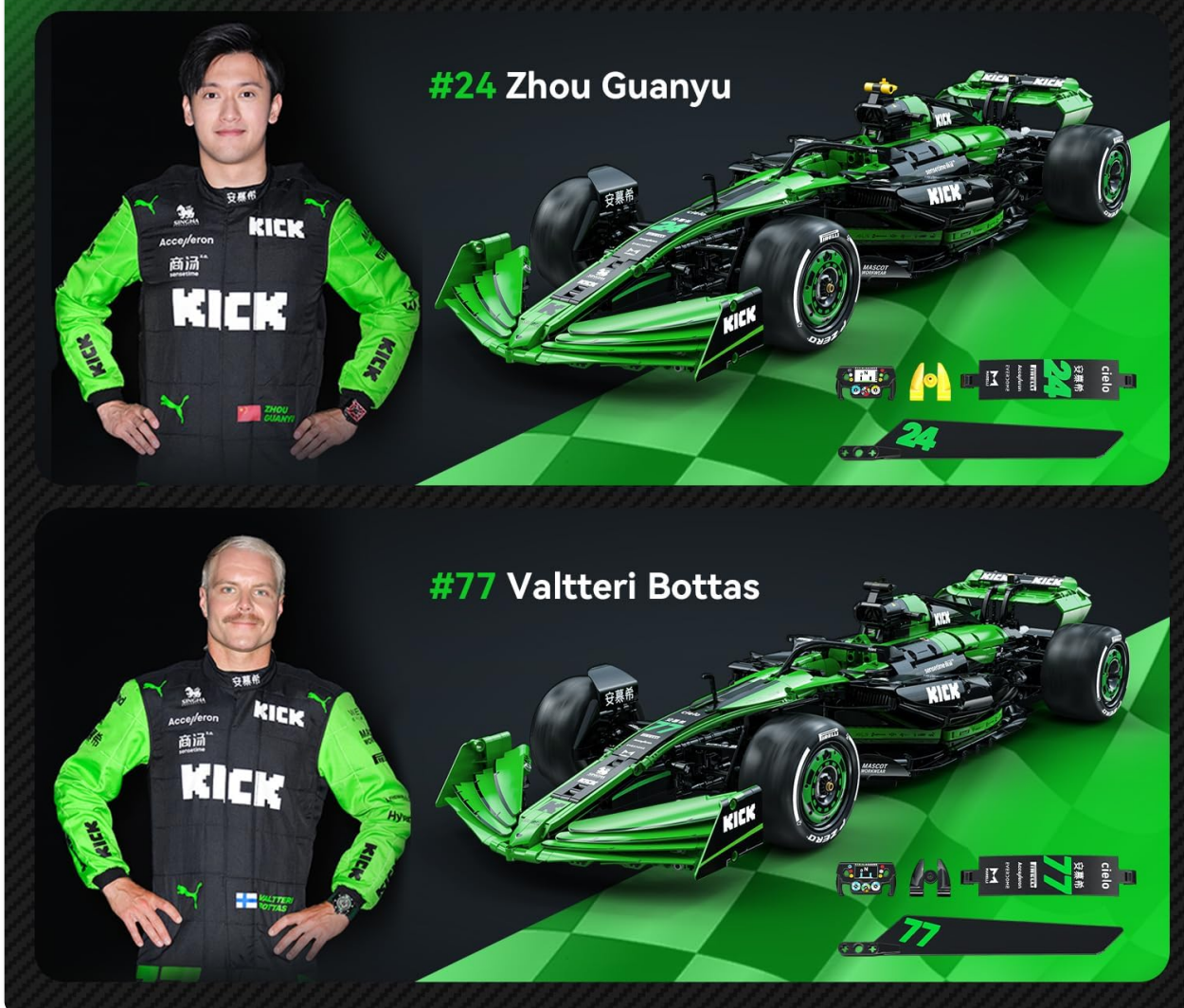


Image: A visual representation of the two driver number options, #24 for Zhou Guanyu and #77 for Valtteri Bottas, allowing for customization of the model.

MAINTENANCE

To ensure the longevity and display quality of your CaDA F1 Racing Car model, follow these simple maintenance guidelines:

- **Cleaning:** Dust the model regularly with a soft, dry cloth or a soft brush to prevent dust buildup in crevices. Avoid using abrasive cleaners or solvents.
- **Storage:** Store the model in a cool, dry place away from direct sunlight to prevent discoloration or warping of the plastic pieces.
- **Handling:** Handle the model with care, especially when moving it, to avoid accidental detachment of parts.

TROUBLESHOOTING

While CaDA building sets are known for their high completeness rate, occasionally a piece might be missing or damaged.

- **Missing Parts:** If you encounter any missing parts, please contact CaDA customer service. They are committed to responding within 24 hours and sending the missing part for free.
- **Assembly Difficulties:** Refer to the detailed instruction manual. Each step is clearly illustrated. If you are still stuck, review previous steps to ensure all connections are secure.

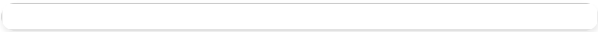


Image: Information regarding CaDA's customer service for missing parts, highlighting their 99.7% yield rate and commitment to sending free replacements.

SPECIFICATIONS

Attribute	Detail
Model Number	C64010W
Brand	CaDA
Scale	1:8 Scale
Number of Pieces	2553
Product Dimensions (L x W x H)	27.76 x 10.24 x 5.71 inches (approx. 70.5 x 26.0 x 14.5 cm)
Item Weight	10.08 pounds
Recommended Age	14 years and up
Material	High-quality ABS plastic

CaDA[®] × KICK | SAUBER
F1[®] TEAM

Official license

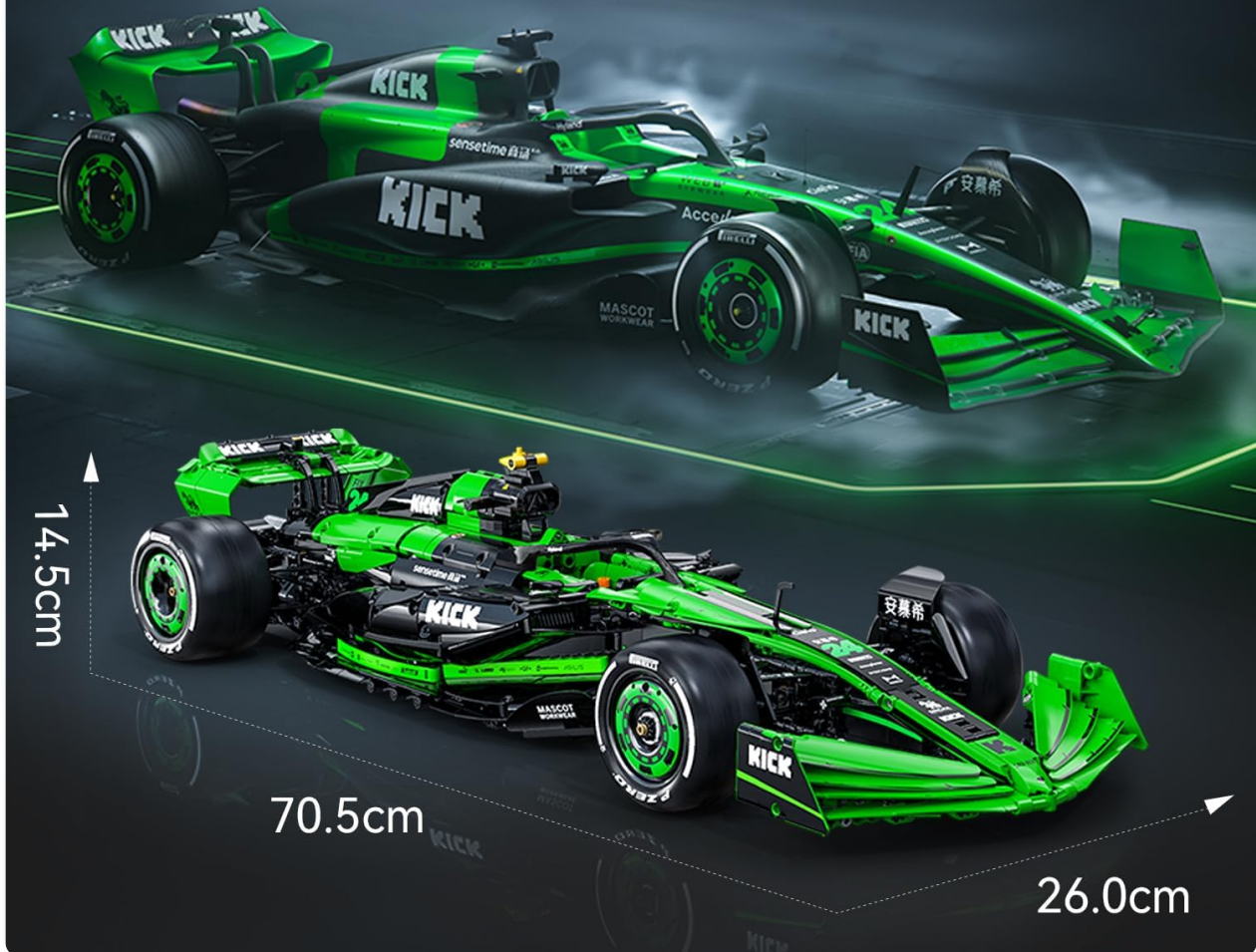


Image: A visual representation of the model's dimensions, showing its length (70.5cm), width (26.0cm), and height (14.5cm).

WARRANTY AND SUPPORT

CaDA is committed to customer satisfaction. All building sets undergo meticulous factory processes to ensure a high completeness rate (99.7% yield rate).

For any inquiries regarding missing parts or product support, please visit the official CaDA customer service website:

service.decadastore.com

Customer service typically responds within 24 hours to assist with any issues.