



[Manuals.plus](#) /

› [MCHOSE](#) /

› MCHOSE G75 PRO 75% Wireless Mechanical Keyboard User Manual

## MCHOSE G75 PRO

# MCHOSE G75 PRO 75% Wireless Mechanical Keyboard User Manual

Model: G75 PRO

## 1. PRODUCT OVERVIEW

---

The MCHOSE G75 PRO is a 75% wireless mechanical keyboard designed for versatility and performance. It features a compact layout, tri-mode connectivity, hot-swappable switches, and customizable RGB backlighting. This manual provides instructions for setting up, operating, and maintaining your keyboard.



Image: MCHOSE G75 PRO Wireless Mechanical Keyboard.

## Key Features:

- **Tri-Mode Connection:** Supports BT5.0, 2.4GHz wireless, and USB-C wired connections.
- **Large Capacity Battery:** Built-in 8000mAh battery provides extended usage.
- **Superior Customization:** 5-layer gasket structure for noise dampening, pre-lubed creamy linear switches, and hot-swappable PCB for 3-pin or 5-pin switches.
- **Ergonomic Design:** Features a golden angle for comfortable typing and 2-stage adjustable feet.
- **Compact 75% Layout:** 82 keys, saving desktop space while retaining essential arrow keys.
- **Durable Keycaps:** Double-shot PBT keycaps resist wear and shine.
- **RGB Lighting:** Per-key RGB lighting with 16.8 million colors and various effects, adjustable via MCHOSE HUB.
- **Magnetic Side Plate:** Houses the 2.4GHz receiver for convenient storage.

# MCHOSE G75 PRO

Wireless Mechanical Keyboard



Image: Overview of MCHOSE G75 PRO features.

## 2. PACKAGE CONTENTS

Before you begin, please ensure all items are present in the package:

- MCHOSE G75 PRO Keyboard
- Dust Cover
- Keycap & Switch Puller
- Handy Guide
- User Manual
- USB-C Cable
- 2 x Replace Switches
- 2.4GHz Receiver

## TKL 75% Layout 82 Keys



**25%**  
Save space

### Cherry Profile Keycaps


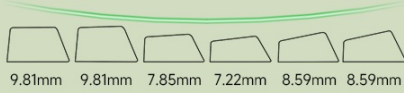


Image: MCHOSE G75 PRO package contents.

## Unboxing Video:

Your browser does not support the video tag.

Video: MCHOSE G75 PRO Keyboard White and Green Unboxing. This video demonstrates the unboxing experience and initial look at the keyboard and its accessories.

## 3. SETUP AND CONNECTIVITY

### Connecting Your Keyboard:

The MCHOSE G75 PRO supports three connection modes: 2.4GHz wireless, Bluetooth 5.0, and USB-C wired. You can switch between modes using the dedicated button on the top left of the keyboard.

# Tri-mode Connection

One click to switch mode



BT 5.0



Type-C



Wireless 2.4G



· SYSTEM MODE SWITCH



+



Win System



Mac System

Mac & Windows



PC



LAPTOP



PLAYSTATION



XBOX



TABLET



SWITCH

Image: Tri-mode connection options.

## 3.1. 2.4GHz Wireless Connection

1. Locate the 2.4GHz USB receiver. It is stored in the hidden magnetic side plate on the keyboard.
2. Remove the magnetic cover and extract the receiver.
3. Plug the 2.4GHz receiver into an available USB port on your computer or device.
4. Switch the mode button on the keyboard to the 2.4G wireless icon. The keyboard should automatically connect.

## 3.2. Bluetooth 5.0 Connection

1. Switch the mode button on the keyboard to the Bluetooth icon.
2. On your device (PC, laptop, tablet, smartphone), enable Bluetooth and search for new devices.
3. Select "MCHOSE G75 PRO" from the list of available devices to pair.
4. The keyboard can connect to up to 3 Bluetooth devices. Use FN + Q/W/E to switch between paired devices.

## 3.3. USB-C Wired Connection

1. Connect the provided USB-C cable to the keyboard's USB-C port.

2. Connect the other end of the USB-C cable to an available USB port on your computer.
3. Switch the mode button on the keyboard to the USB-C wired icon. The keyboard will function as a wired device and charge simultaneously.

## System Mode Switch:

To switch between Windows and Mac system modes, press **FN + A** for Windows or **FN + S** for Mac.

## Driver and Firmware Installation:

For optimal performance and customization, download the MCHOSE HUB software (Web Driver or Desktop Driver) from the official MCHOSE website. This software allows for key remapping, lighting effects, and polling rate settings.

Your browser does not support the video tag.

Video: How to Connect the MCHOSE Web driver and Desktop driver. This video guides you through accessing and using the MCHOSE HUB software for your keyboard.

## 4. OPERATING INSTRUCTIONS

---

### RGB Backlighting Control:

The MCHOSE G75 PRO features vibrant RGB backlighting with multiple effects. Use the following FN key combinations to adjust the lighting:

- **FN + =**: Switch backlight color.
- **FN + \|**: Switch backlight mode.
- **FN + ↑**: Increase backlight brightness.
- **FN + ↓**: Decrease backlight brightness.
- **FN + ←**: Decrease backlight speed.
- **FN + →**: Increase backlight speed.

# Stunning RGB Backlighting



Image: RGB Backlighting settings via FN keys.

## Battery Level Check:

To check the current battery level, press **FN + B**. The keyboard's indicator lights will display the battery status.

## Ergonomic Design:


The keyboard features 2-stage adjustable feet to provide ergonomic support and a comfortable typing angle, reducing wrist fatigue during prolonged use.

# Ergonomic Design

One Button to Switch Mode



1 Mode Switch Button



2 2-Stage Adjustable Feet



3 PVD Mirror Plate



4 USB-C Ports



5 Magnetic Dust-Proof Storage Slot



Image: Ergonomic design features.

## 5. CUSTOMIZATION

### Hot-Swappable Switches:

The G75 PRO features a hot-swappable PCB, allowing you to easily change 3-pin or 5-pin mechanical switches without soldering. This enables personalized typing feel and sound.

# Hot Swappable Keyboard

Support 3-pin/5-pin Switches

## Matcha Latte V2 Switch



Image: Hot-swappable switch functionality.

## MCHOSE HUB Software:

The MCHOSE HUB software provides advanced customization options for your G75 PRO keyboard. You can:

- Edit macros.
- Redefine key functions.
- Synchronize lighting with music.
- Apply various RGB lighting effects.
- Adjust polling rate for top-speed latency.

# MCHOSE G75 PRO

Wireless Mechanical Keyboard



Image: MCHOSE HUB software interface.

Your browser does not support the video tag.

Video: MCHOSE G75 PRO Mechanical Keyboard Overview. This video provides a general overview of the keyboard's features, including customization options.

## 6. MAINTENANCE

---

### Cleaning Your Keyboard:

To ensure the longevity and performance of your MCHOSE G75 PRO, regular cleaning is recommended:

- Disconnect the keyboard from your device before cleaning.
- Use the provided keycap puller to carefully remove keycaps for thorough cleaning.
- Use a soft brush or compressed air to remove dust and debris from between the keys and switches.
- Wipe the keycaps and keyboard surface with a soft, damp cloth. Avoid harsh chemicals or abrasive materials.
- Ensure the keyboard is completely dry before reconnecting.

### Switch and Keycap Replacement:

The hot-swappable design allows for easy replacement of switches and keycaps:

1. Use the keycap puller to gently remove the desired keycap.
2. Use the switch puller to carefully extract the switch from the PCB.
3. Align the pins of the new switch with the holes on the PCB and press firmly until it clicks into place. Ensure pins are not bent.
4. Place the new keycap onto the switch stem and press down.

The package includes 2 replacement switches for convenience.

## 7. TROUBLESHOOTING

---

### Connectivity Issues:

- **Keyboard not responding:** Ensure the keyboard is charged. Try switching between wired, 2.4GHz, and Bluetooth modes.
- **2.4GHz connection unstable:** Ensure the receiver is securely plugged in and within range. Avoid obstructions

between the keyboard and receiver.

- **Bluetooth pairing failure:** Ensure Bluetooth is enabled on your device. Remove previous pairings of the keyboard from your device's Bluetooth settings and try pairing again.
- **Lag or input delay:** In wireless modes, ensure there is no interference from other wireless devices. For critical tasks, consider using the wired USB-C connection.

## RGB Lighting Issues:

- **Lights not working:** Check if the keyboard is powered on. Ensure brightness is not set to minimum using FN + ↑.
- **Inconsistent lighting:** Update keyboard firmware via the MCHOSE HUB software.

## Software Issues (MCHOSE HUB):

- **Software not loading/bugs:** Ensure your browser (for Web Driver) is Chrome, Edge, or Opera. For Desktop Driver, ensure it's installed correctly on Windows 10 or above. Try restarting the software or your computer.
- **Macro/function limitations:** Some advanced customizations might have specific operational requirements. Refer to the MCHOSE HUB documentation or support for detailed guidance.

## 8. SPECIFICATIONS

Feature	Specification
Brand	MCHOSE
Model Number	G75 PRO
Connectivity Technology	2.4GHz Wireless, BT5.0, USB-C
Keyboard Description	Mechanical
Number of Keys	82
Keyboard Layout	QWERTY
Switch Type	Linear
Keyboard Backlighting	RGB
Battery Capacity	8000mAh
Power Source	Battery Powered
Product Dimensions	12.6"L x 5.4"W x 1.06"H
Item Weight	2.51 Pounds
Enclosure Material	Plastic, Polycarbonate, Silicone
Compatible Devices	Gaming Console, Laptop, PC, Smartphone, Tablet

## 9. WARRANTY AND SUPPORT

### Warranty Information:

The MCHOSE G75 PRO Mechanical Keyboard comes with a **1-Year Manufacturer Warranty**. Please retain your proof of

purchase for warranty claims.

## **Customer Support:**

For further assistance, technical support, or to download the latest drivers and firmware, please visit the official MCHOSE website:

[MCHOSE Official Website](#)

You can also find support resources, FAQs, and contact information on their website.