

Linsoul KZ Carol Pro

LINSOUL KZ Carol Pro True Wireless Earbuds User Manual

Model: KZ Carol Pro

INTRODUCTION

Thank you for choosing the LINSOUL KZ Carol Pro True Wireless Earbuds. This manual provides essential information for setting up, operating, and maintaining your earbuds to ensure optimal performance and longevity. Please read this manual thoroughly before using the product.

PRODUCT OVERVIEW

The KZ Carol Pro earbuds are designed for audiophiles and musicians, offering high-fidelity sound and advanced noise cancellation features. They feature Bluetooth 5.4 for stable connectivity and a hybrid ANC system for an immersive listening experience.

Components

- KZ Carol Pro Earbuds (Left and Right)
- Charging Case
- USB Type-C Charging Cable
- Multiple Sets of Eartips (S, M, L)
- User Manual

Key Features

- Bluetooth 5.4 for fast and stable connections.
- Hybrid Active Noise Cancellation (ANC) with 6 microphones.
- LDAC Hi-Res Audio codec support.
- Up to 35 hours total battery life with charging case.
- Super-Linear High-Sensitivity In-Magnet Driver for superior sound.
- Enhanced Bass Technology.

- AI-Powered 360° Noise Cancellation for clear calls.
- Low-latency Gaming Mode (55ms).
- Dual Device Smart Connection.
- Intuitive touch controls.



Image: KZ Carol Pro earbuds resting in their charging case, with a green indicator light on the front of the case.



KZ Carol Pro

Bluetooth 5.4 True Wireless Earbuds

7
Hours of
Listening Time

35
Hours with
Charging Case



Image: The KZ Carol Pro earbuds and charging case, highlighting "7 Hours of Listening Time" for the earbuds and "35 Hours with Charging Case" for total battery life.

HiFi Audio Tuning for Audiophiles and Musicians

Offers a balanced sound with a warm, full-bodied bass, clear mid-range for natural vocals, and a crisp, detailed treble

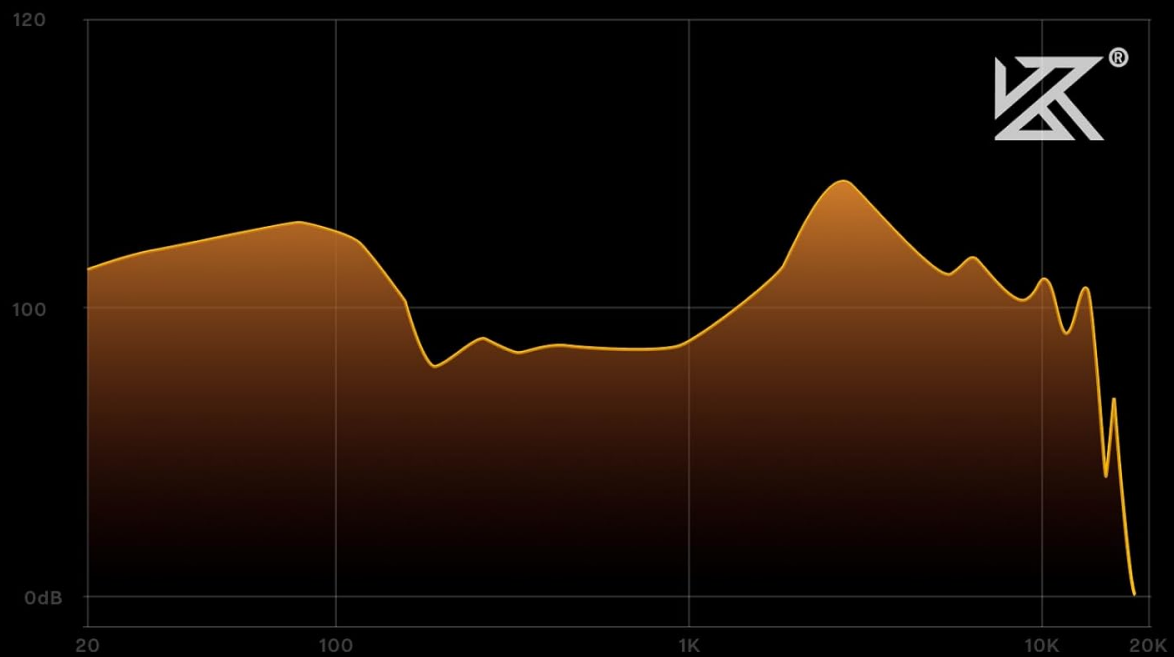


Image: A frequency response graph illustrating the HiFi audio tuning of the KZ Carol Pro, optimized for audiophiles and musicians.



Image: An exploded diagram showing the internal components of the Super-Linear High-Sensitivity In-Magnet Driver, emphasizing its design for deep noise cancellation and sound quality.



Enhanced Bass Technology

Bass notes brim with energy

Image: An illustration highlighting the Enhanced Bass Technology of the earbuds, showing how bass notes are designed to be powerful and energetic.



6-Mic Hybrid ANC System

Eliminates 95% Ambient Noise

Image: A detailed diagram of one earbud, pointing out the locations of the feedforward microphone, feedback microphone, and call noise cancellation microphone, illustrating the 6-Mic Hybrid ANC System.

SETUP

1. Charging the Earbuds and Case

Before first use, fully charge the earbuds and the charging case. Connect the provided USB Type-C cable to the charging port on the case and a power source. The indicator light on the case will show charging status.

- Place earbuds into the charging case to charge them.
- A full charge for the earbuds takes approximately 1.5 hours.
- A full charge for the case takes approximately 2 hours.

2. Pairing with Your Device

1. Ensure the charging case has sufficient power.

2. Open the charging case. The earbuds will automatically enter pairing mode.
3. On your device (smartphone, tablet, computer), enable Bluetooth.
4. Search for "KZ Carol Pro" in the list of available Bluetooth devices.
5. Select "KZ Carol Pro" to connect. Once connected, a voice prompt will confirm successful pairing.
6. The earbuds will automatically reconnect to the last paired device when taken out of the case, if Bluetooth is enabled on the device.

OPERATING INSTRUCTIONS

Touch Controls

The KZ Carol Pro earbuds feature intuitive touch controls on each earbud. The following gestures control various functions:

Action	Function
Single Tap (Left/Right)	Play/Pause Music, Answer/End Call
Double Tap (Right)	Next Track
Double Tap (Left)	Previous Track
Triple Tap (Left/Right)	Activate Voice Assistant
Long Press (Left/Right, 2s)	Switch ANC Modes (ANC On / Transparency / Normal)
Long Press (Left/Right, 3s during call)	Reject Call

ANC Modes

The KZ Carol Pro offers multiple noise cancellation modes to adapt to different environments:

- **Active Noise Cancellation (ANC) On:** Eliminates up to 95% of ambient noise, ideal for noisy environments like commuting or offices.
- **Transparency Mode:** Allows you to hear your surroundings clearly without removing the earbuds, useful for conversations or being aware of traffic.
- **Normal Mode:** Standard listening mode without active noise cancellation or transparency.

Switch between modes by long-pressing either earbud's touch panel for 2 seconds.




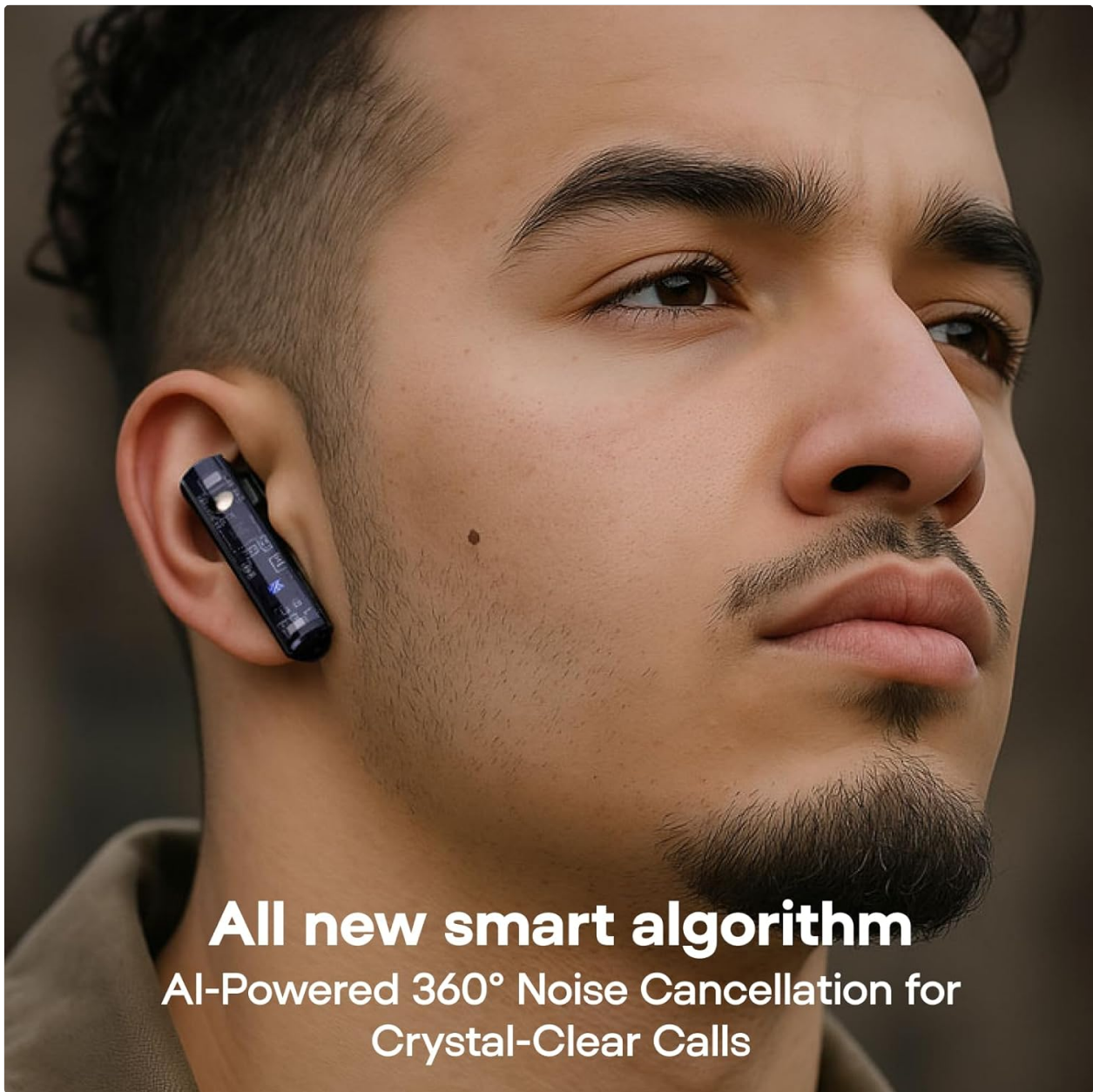


Image: A collage showing the KZ Carol Pro earbuds being used in various scenarios: Gaming (High-Performance Mode), Commuting (Noise-Cancellation Mode), Office Conversations (Transparency Mode), and Indoor settings (Standard Mode).

Call Quality and AI Noise Cancellation

The KZ Carol Pro features an AI-powered 360° noise cancellation algorithm for crystal-clear calls. The 6-microphone array isolates human voice from background noise, ensuring your voice is heard clearly even in noisy environments.



All new smart algorithm

AI-Powered 360° Noise Cancellation for Crystal-Clear Calls

Image: A person wearing one KZ Carol Pro earbud, illustrating the AI-Powered 360° Noise Cancellation for Crystal-Clear Calls.

Dual Device Smart Connection

The earbuds can be connected to two devices simultaneously, allowing seamless switching between them without re-pairing. For example, you can listen to music on your laptop and instantly answer a call on your phone.



Image: A multi-panel image illustrating the 55ms low-latency gaming mode, dual device smart connection with a phone and tablet, and the Hi-Fi DSP Module Technology.

Gaming Mode

Activate Gaming Mode for ultra-low latency audio transmission (as low as 55ms), providing a synchronized audio-visual experience crucial for gaming. This mode minimizes delay between what you see on screen and what you hear.

MAINTENANCE

Cleaning

- Regularly clean the earbuds and charging case with a soft, dry, lint-free cloth.
- Remove eartips and clean any earwax or debris from the earbud nozzles using a small brush or cotton swab.
- Ensure charging contacts on both earbuds and case are clean and free of dust.

- Do not use abrasive cleaners, alcohol, or chemical solvents.

Storage

- When not in use, store the earbuds in their charging case to protect them and keep them charged.
- Store in a cool, dry place away from extreme temperatures and direct sunlight.

TROUBLESHOOTING

Problem	Solution
Earbuds not pairing.	Ensure earbuds are charged. Turn off and on Bluetooth on your device. Forget "KZ Carol Pro" from your device's Bluetooth list and re-pair.
Only one earbud working.	Place both earbuds back into the charging case, close the lid, wait a few seconds, then take them out again. Ensure both are charged.
Low volume or poor sound quality.	Adjust volume on your device. Clean earbud nozzles and eartips. Try different sized eartips for a better seal. Ensure LDAC is enabled on your device if supported and desired.
ANC not effective.	Ensure earbuds are properly seated in your ears for a good seal. Switch between ANC modes to confirm it's active.
Earbuds not charging.	Check charging cable and power source. Ensure charging contacts on earbuds and case are clean.

SPECIFICATIONS

Feature	Detail
Product Model	KZ Carol Pro
Bluetooth Version	5.4
Supported Codecs	LDAC, AAC, SBC
Bluetooth Range	Approx. 15 meters
Earbud Battery Capacity	40 mAh (each earbud)
Earbud Playtime	Approx. 7 hours
Charging Case Battery Capacity	300 mAh
Total Battery Life (with case)	Approx. 35 hours

Feature	Detail
Charging Interface	Type-C
Noise Cancellation	Hybrid ANC with 6 Microphones
Compatible Devices	Computers, Tablets, Mobile Phones

WARRANTY AND SUPPORT

Linsoul provides a 1-year warranty for the KZ Carol Pro earbuds. For any questions, technical support, or warranty claims, please contact Linsoul customer service through their official website or the platform where you purchased the product.
For more information, visit the [Linsoul Store on Amazon](#).

IMPORTANT SAFETY INFORMATION

- Do not expose earbuds or charging case to extreme temperatures, humidity, or liquids.
- Avoid dropping or subjecting the product to strong impacts.
- Do not attempt to disassemble or repair the product yourself. This will void the warranty.
- Use only the provided charging cable or a certified Type-C cable.
- Prolonged exposure to high volume levels may cause hearing damage. Listen at moderate volumes.
- Be aware of your surroundings when using earbuds, especially in situations requiring attention (e.g., driving, walking near traffic).

Related Documents

Warranty & Return Policy

Our 1-Year Warranty

We stand behind the quality of our products and our customer service. We offer a 1-year warranty on all our products. If you have any issues with your product, please contact us within 1 year of purchase for a replacement or refund.

We believe that our products should be built to last. That's why we offer a 1-year warranty on all our products. If you have any issues with your product, please contact us within 1 year of purchase for a replacement or refund.

We stand behind the quality of our products and our customer service. We offer a 1-year warranty on all our products. If you have any issues with your product, please contact us within 1 year of purchase for a replacement or refund.

We believe that our products should be built to last. That's why we offer a 1-year warranty on all our products. If you have any issues with your product, please contact us within 1 year of purchase for a replacement or refund.

We stand behind the quality of our products and our customer service. We offer a 1-year warranty on all our products. If you have any issues with your product, please contact us within 1 year of purchase for a replacement or refund.

We believe that our products should be built to last. That's why we offer a 1-year warranty on all our products. If you have any issues with your product, please contact us within 1 year of purchase for a replacement or refund.

We stand behind the quality of our products and our customer service. We offer a 1-year warranty on all our products. If you have any issues with your product, please contact us within 1 year of purchase for a replacement or refund.

We believe that our products should be built to last. That's why we offer a 1-year warranty on all our products. If you have any issues with your product, please contact us within 1 year of purchase for a replacement or refund.

[Linsoul Warranty & Return Policy](#)

Details Linsoul's 30-day return policy and 1-year warranty for earphones, headphones, and accessories, including exclusions and claim procedures.