

Michael Kors MK2098U

Michael Kors MK2098U Isle of Palms Universal Fit Square Sunglasses User Manual

1. INTRODUCTION

This manual provides essential information for the proper use and care of your Michael Kors MK2098U Isle of Palms Universal Fit Square Sunglasses. Designed for comfort and style, these sunglasses feature polarized lenses and 100% UV protection.

Key Features:

- **Frame Design:** Square, black frame with a modern aesthetic.
- **Lens Type:** Grey gradient polarized lenses for reduced glare and enhanced visual clarity.
- **Universal Fit:** Engineered with a narrower bridge and longer, more curved nose pads to improve grip and minimize space between the frame and cheekbones, ensuring a comfortable fit for various face shapes.
- **UV Protection:** Lenses provide 100% protection against harmful UVA and UVB rays.
- **Accessories:** Includes a protective case and a cleaning cloth for maintenance.

2. SETUP AND INITIAL USE

Unpacking:

Carefully remove your new Michael Kors sunglasses from their packaging. Inspect the sunglasses and included accessories (case, cleaning cloth) for any visible defects or damage.

First Wear:

Gently place the sunglasses on your face. The Universal Fit design ensures the nose pads rest comfortably on your nose bridge and the temples extend securely over your ears. This design is intended to provide a stable and comfortable fit.



Figure 2.1: A woman wearing the Michael Kors MK2098U Isle of Palms Universal Fit Square Sunglasses, demonstrating the fit.

3. OPERATION

Wearing Your Sunglasses:

Ensure the sunglasses are positioned correctly on your face for optimal vision and comfort. The square frame should align with your facial structure, and the temples should rest gently behind your ears without causing pressure.

UV Protection and Polarized Lenses:

Your Michael Kors MK2098U sunglasses feature lenses with 100% UV protection, safeguarding your eyes from harmful ultraviolet radiation. The polarized lenses are designed to reduce glare from reflective surfaces like water, snow, and roads, enhancing visual comfort and clarity, especially in bright conditions.

4. MAINTENANCE AND CARE

Cleaning Instructions:

To preserve the quality and appearance of your sunglasses, follow these cleaning guidelines:

- **Daily Cleaning:** Use the provided soft cleaning cloth to gently wipe away dust, fingerprints, and light smudges from both lenses and frame.
- **Deep Cleaning:** For more stubborn dirt or oils, rinse the sunglasses under lukewarm running water. Apply a small drop of mild, pH-neutral soap (avoid soaps with lotions or harsh chemicals) to your fingertips and gently rub the lenses and frame.
- **Rinsing and Drying:** Rinse thoroughly with clean, lukewarm water to remove all soap residue. Gently shake off excess water and dry immediately with the provided cleaning cloth or another clean, soft, lint-free cloth. Avoid air-drying, as this can leave water spots.
- **Important:** Do not use paper towels, clothing, or abrasive materials, as these can scratch the lenses. Avoid using harsh chemical cleaners, alcohol, or ammonia-based products.

Care instructions: Hand Wash Only.

Storage:

When not in use, always store your Michael Kors sunglasses in the provided protective case. This protects the lenses from scratches and the frame from potential damage due to drops or pressure. Avoid leaving sunglasses in direct sunlight for extended periods, especially in hot environments like a car dashboard, as extreme heat can damage the frame and lens coatings.



Figure 4.1: Front view of the Michael Kors MK2098U Isle of Palms Universal Fit Square Sunglasses.





5. TROUBLESHOOTING

Common Issues:

- **Loose Fit:** If your sunglasses feel loose or tend to slide down, it may be possible to adjust the fit. It is recommended to visit an authorized optical professional for frame adjustments to prevent damage. Avoid attempting to bend the frame or temples yourself.
- **Smudged Lenses:** Refer to the "Cleaning Instructions" in Section 4 for proper lens cleaning techniques.
- **Scratches on Lenses:** While proper care minimizes scratches, minor abrasions can occur over time. For significant lens damage, consult an optical professional for repair options or consider replacement.

6. SPECIFICATIONS

Item	Detail
------	--------

	<p>Michael Kors Access Smartwatch Quick Start Guide</p> <p>A concise guide to setting up and using your Michael Kors Access smartwatch, covering charging, pairing, blood oxygen tracking, and accessing support resources.</p>
	<p>Michael Kors MKT5143 Smartwatch - Product Overview and Specifications</p> <p>Detailed technical specifications, compatibility information, and regulatory compliance for the Michael Kors MKT5143 smartwatch, including packaging details and dimensions.</p>
	<p>Michael Kors DW13M2 Warranty and Product Information</p> <p>Official warranty, safety, and regulatory information for the Michael Kors DW13M2 smartwatch by Fossil Group, Inc. Includes details on product care, compliance, and support.</p>
	<p>Michael Kors Access Smartwatch Quick Start Guide</p> <p>This guide provides essential information for setting up, charging, and connecting your Michael Kors Access smartwatch. It includes instructions, safety precautions, and regulatory compliance details.</p>