

FAQ 202

FAQ 202 Advanced 8-Color Light Facemask and Glass Skin Collagen Face Mask User Manual

Model: FAQ 202

Brand: FAQ

[Overview](#) [Safety](#) [Components](#) [Setup](#) [Operation](#) [Maintenance](#) [Ingredients](#) [Specifications](#) [Support](#)



1. PRODUCT OVERVIEW

The FAQ 202 Advanced 8-Color Light Facemask and Glass Skin Collagen Face Mask Bundle offers a comprehensive at-home skincare solution. This bundle combines an advanced silicone LED facemask with hydrating collagen hydrogel masks to target various skin needs and promote a refreshed, radiant complexion.

- **Advanced Wearable Skincare:** The FAQ 202 Silicone Face Mask features 8 different light colors, each targeting specific skin concerns to promote a refreshed complexion.
- **Deep Hydration & Smoothing:** The FAQ Glass Skin Mask, enriched with peptides and natural extracts, is designed to leave skin feeling soft, supple, and deeply refreshed, contributing to a hydrated finish.
- **Optimized Skincare Synergy:** Using the FAQ Glass Skin Mask in conjunction with the FAQ 202 Face Mask enhances light delivery and aids in the absorption of beneficial ingredients from your skincare formulas.
- **Eco-Friendly Care:** The FAQ 202 device is designed for lasting performance without the need for replacements. The biodegradable FAQ Glass Skin Collagen Mask offers gentle, chemical-free skincare suitable for various skin types.
- **Smart App-Connected Skincare:** The FAQ 202 Face Mask connects to a dedicated application, providing access to pre-set routines and offering a customized, high-tech approach to achieving optimal skincare results.

2. SAFETY INFORMATION

For external use only.

Always read and follow all instructions and warnings provided with the product. Consult a healthcare professional if you have any pre-existing skin conditions, allergies, or concerns before using this device or masks. Discontinue use if irritation occurs.

3. PACKAGE CONTENTS

- FAQ 202 Advanced 8-Color Light Facemask
- FAQ Glass Skin Collagen Hydrogel Face Masks (Pack of 5)
- Charging Cable (USB)
- User Manual



Image: The FAQ 202 Light Facemask and the accompanying box of Glass Skin Collagen Masks.

4. SETUP GUIDE

4.1 Charging the FAQ 202 Facemask

Before initial use, fully charge your FAQ 202 Facemask using the provided USB charging cable. The device is equipped with a Lithium Ion battery.

4.2 App Connection

The FAQ 202 Facemask is designed for smart app-connected skincare. Download the official FAQ app from your device's app store. Follow the in-app instructions to pair your facemask and access customized routines.

5. OPERATING INSTRUCTIONS

5.1 Preparing Your Skin

1. Cleanse your face thoroughly to remove any makeup, dirt, or oils.

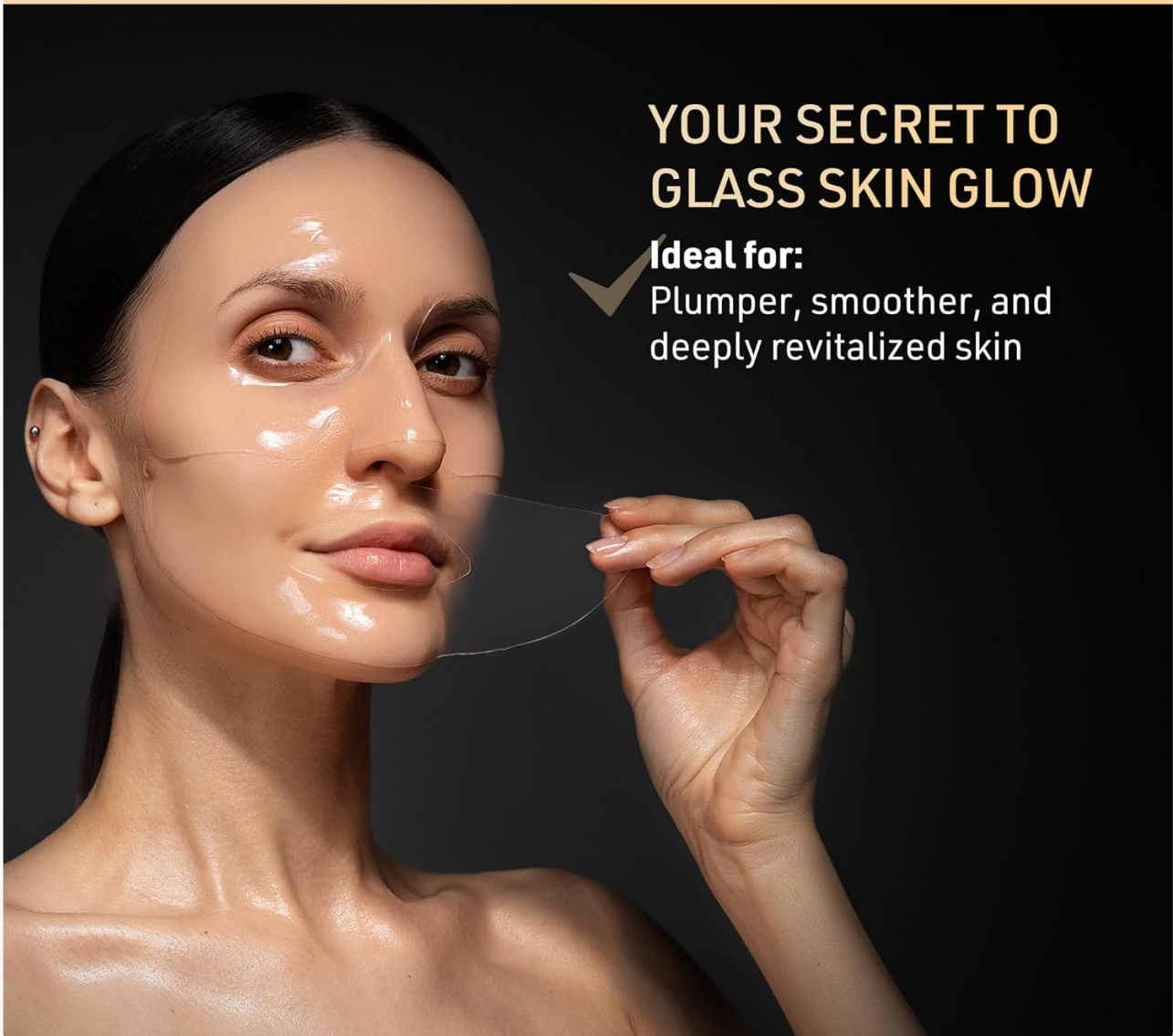


Image: A woman gently cleansing her face, preparing for the skincare treatment.

5.2 Applying the FAQ Glass Skin Collagen Mask

2. Carefully remove the FAQ Glass Skin Collagen Mask from its packaging. The mask comes in two pieces for optimal fit.
3. Apply the hydrogel mask directly to your clean face, ensuring it adheres smoothly to the contours of your skin.

HYDRATE, FIRM, ILLUMINATE WITH FAQ



YOUR SECRET TO GLASS SKIN GLOW

✓ Ideal for:

Plumper, smoother, and
deeply revitalized skin

Image: A woman applying the transparent hydrogel mask to her face, demonstrating its flexible fit.

5.3 Using the FAQ 202 Light Facemask

4. Place the FAQ 202 Light Facemask over the hydrogel mask, securing it comfortably with the adjustable straps.
5. Power on the device. Use the controls on the device or the connected app to select your desired light color and

treatment duration (e.g., 5, 10, or 20 minutes).

6. Relax and allow the light therapy to work. The mask features 8 different light colors, each designed to address various skin concerns.



Image: A woman carefully placing the FAQ 202 LED facemask over the hydrogel mask on her face.



Image: A visual representation of the 7 LED lights (plus Near-Infrared) available in the FAQ 202 mask, highlighting their distinct colors.




Image: A woman wearing the FAQ 202 LED facemask, which is illuminated with red light during a treatment session.

5.4 Post-Treatment

7. Once the treatment is complete, remove the LED facemask and the hydrogel mask.
8. Gently pat any remaining serum from the hydrogel mask into your skin.
9. Follow with your regular skincare routine.

5.5 Recommended Usage

For optimal results, use the FAQ 202 Facemask and Glass Skin Collagen Masks regularly as part of your skincare regimen. Refer to the FAQ app for personalized routines and recommendations.



✓ **Smoother, more radiant complexion**

✓ **Improved elasticity for a firmer look**

✓ **Plumper, deeply hydrated skin**

✓ **Refined skin texture for a silky-smooth finish**

Image: A side-by-side comparison of skin before and after using the product, showing improvements in smoothness, radiance, elasticity, and hydration.

5.6 Official Product Videos

How to use FAQ 202 with the Hydrogel Mask

Video: This video demonstrates the correct procedure for using the FAQ 202 LED facemask in combination with the hydrogel mask, showing application steps and usage tips.

FAQ 221 Wireless and Lightweight Masks Beauty (Preview)

Video: A short preview showcasing the wireless and lightweight design of FAQ masks, highlighting their convenience and ease of use.

With FAQ, you will always roll like a superstar.

Video: This video illustrates the luxurious and effective experience of using FAQ skincare devices, emphasizing a premium feel and results.

6. CARE AND MAINTENANCE

6.1 Cleaning the Facemask

After each use, gently wipe the silicone surface of the FAQ 202 Facemask with a damp, lint-free cloth. Ensure the device is completely dry before storing. Do not use abrasive cleaners or harsh chemicals.

6.2 Storage

Store the facemask and collagen masks in a cool, dry place away from direct sunlight and extreme temperatures. Keep out of reach of children.

7. GLASS SKIN COLLAGEN MASK INGREDIENTS

Aqua/Water/Eau, Glycerin, Dipropylene Glycol, Ceratonia Siliqua (Carob) Gum, Chondrus Crispus Extract, Leontopodium Alpinum Callus Culture Extract, Hydroxyacetophenone, Caprylyl Glycol, Cellulose Gum, Chondrus Crispus, Collagen, Potassium Chloride, Algin, Glucomannan, Sucrose, Ethylhexylglycerin, Sodium Phytate, Adenosine, Maltodextrin, Dipotassium Glycyrrhizate, 1,2-Hexanediol, Copper Tripeptide-1, Acetyl Hexapeptide-8, Palmitoyl Pentapeptide-4, Butylene Glycol, Centella Asiatica Extract, Pentylene Glycol, Sodium Chloride, Palmitoyl Tripeptide-5, Sodium Phosphate, Polysorbate 20, Oligopeptide-29, Oligopeptide-32, Decarboxy Carnosine Hcl, Mu-conotoxin CnIIIC

POWERFUL INGREDIENTS

HYDRATING PEPTIDE COMPLEX

Boosts skin hydration, smooths texture, and enhances elasticity for a plumper, youthful complexion.

CALMING EDELWEISS STEM CELLS

Soothes and replenishes the skin while offering antioxidant protection to enhance moisture retention and improve skin resilience.

ELASTICITY -ENHANCING COLLAGEN

Boosts skin firmness, enhances elasticity, and locks in moisture for a plumper, radiant glow.



Image: A visual breakdown of the key ingredients in the Glass Skin Collagen Mask, highlighting their benefits for hydration, calming, and elasticity.

8. PRODUCT SPECIFICATIONS

Feature	Detail
Model	FAQ 202
Light Colors	8 (including Near-Infrared)
Mask Material	Flexi-Fit Silicone
Connectivity	App-connected
Power Source	Rechargeable Lithium Ion Battery (included)
Item Form (Collagen Mask)	Sheet
Product Benefits	Hydrating, Calming, Balancing, Soothing
Scent	Unscented
Material Type Free	Chemical Free
Manufacturer	VIS (SHANGHAI) TECHNOLOGY CO., LTD
Package Dimensions	11.57 x 8.03 x 7.48 inches
Package Weight	2.47 Pounds

9. TROUBLESHOOTING


If you encounter any issues with your FAQ 202 Facemask or Glass Skin Collagen Masks, please refer to the FAQ app for common solutions or contact customer support for assistance.

10. WARRANTY AND SUPPORT

For information regarding product warranty, returns, or technical support, please visit the official FAQ website or contact their customer service department. Keep your proof of purchase for warranty claims.

© 2025 FAQ. All rights reserved.

Related Documents - 202



[FAQ™ 202 Plus Smart Silicone LED Face Mask Online Manual](#)


This online manual provides comprehensive instructions for the FAQ™ 202 Plus Smart Silicone LED Face Mask. Discover how to use the device for anti-aging and skin concerns, understand its features, safety precautions, troubleshooting, warranty, and specifications. Enhance your skincare routine with advanced LED therapy technology.




[FAQ™ 202 Plus LED](#)
FAQ™ 202 Plus LED




[FAQ™ 202 Smart Silicone LED Mask User Manual & Guide](#)
Comprehensive online manual for the FAQ™ 202 Smart Silicone LED Mask. Learn about setup, usage, LED therapy benefits, app integration, troubleshooting, and warranty.



[FAQ™ 202 Smart Silicone LED Mask User Manual - Skincare Device Guide](#)
Comprehensive online manual for the FAQ™ 202 Smart Silicone LED Mask. Learn about its features, usage, app integration, troubleshooting, warranty, and safety information for advanced anti-aging skincare.



[FAQ 202: Smart Silicone LED Mask Online Manual](#)
This online manual provides comprehensive information for the FAQ 202 Smart Silicone LED Mask, covering setup, usage, safety guidelines, troubleshooting, warranty, and specifications for effective anti-aging skincare.



[FAQ™ 402 Dual Microcurrent + LED Face & Neck Toning Device User Manual](#)
Comprehensive user manual for the FAQ™ 402 Dual Microcurrent + LED Face & Neck Toning Device, covering features, usage instructions, safety warnings, cleaning, troubleshooting, and warranty information.